



# SPA SIX HOURS

9-RAC Woodcote Trophy & Stirling Moss  
Trophy  
Results Booklet





# 9-RAC Woodcote Trophy & Stirling Moss

## SPA SIX HOURS

### Qualifying

### Final Classification

No Drivers	Team	Car	Cl.	Time	Lap Total	Gap	Kph
1 24 R. WILLS		LOTUS XV	SMT5	<b>2:49.294</b>	3 5	-	148.9
2 152 J. SPIERS / N. GREENSALL		LISTER JAGUAR Knobbly	SMT6	<b>2:49.861</b>	9 10	+0.567 +0.567	148.4
3 15 M. GANS		LOTUS XV	SMT5	<b>2:54.277</b>	3 3	+4.983 +4.416	144.7
4 70 D. KREMER / B. MITCHELL		LOTUS 17	SMT4	<b>2:55.280</b>	9 9	+5.986 +1.003	143.9
5 125 D. RICHARDS		LOTUS XI	SMT4	<b>2:57.702</b>	7 8	+8.408 +2.422	141.9
6 141 L. HALUSA		JAGUAR D-type	WT4a	<b>3:00.136</b>	10 10	+10.842 +2.434	140.0
7 11 M. PAUL / R. BOURNE		LOTUS XI	SMT4	<b>3:02.070</b>	9 9	+12.776 +1.934	138.5
8 29 K. AHLERS / J. BELLINGER		LOLA Mk1 Prototype	SMT1	<b>3:03.090</b>	3 7	+13.796 +1.020	137.7
9 20 R. FRIEDRICH		JAGUAR C-type	WT4	<b>3:06.771</b>	3 5	+17.477 +3.681	135.0
10 144 G. POCHCIOL / J. HANSON		JAGUAR D-type	WT4a	<b>3:07.202</b>	3 9	+17.908 +0.431	134.7
11 139 O. GONZALEZ		LOTUS XI	SMT4	<b>3:07.489</b>	9 10	+18.195 +0.287	134.5
12 3 P. UGO / R. BERNBERG		COOPER Monaco T49	SMT5	<b>3:08.830</b>	9 9	+19.536 +1.341	133.5
13 19 F. BRANDT / R. EMMERLING		ELVA MkV	SMT1	<b>3:18.291</b>	7 8	+28.997 +9.461	127.2
14 16 C. JOLLY / S. FARTHING		ASTON MARTIN DB2	WT3	<b>3:19.948</b>	3 8	+30.654 +1.657	126.1
15 36 E. STAES		LOTUS XI	SMT4	<b>3:20.635</b>	9 9	+31.341 +0.687	125.7
16 309 T. DE GRES		LOTUS XI S2 Le Mans	SMT4	<b>3:22.892</b>	3 9	+33.598 +2.257	124.3
17 43 C. BATES / S. RENNER		JOWETT Jupiter	WT1	<b>3:36.207</b>	7 8	+46.913+13.315	116.6

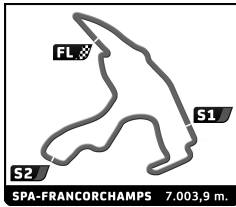
Fastest Lap: Lap 3 Roger WILLS 2:49.294 148.9 Kph

CAR #152 - LAP 7 DELETED - TRACK LIMITS  
 CAR #125 - LAP 3 DELETED - TRACK LIMITS

Published at: .....

Track Status: **WET**

<b>Stewards</b> Ronald BARBIERE, Chairman      Alexandre MAGIS      Etienne MASSILLON			<b>Timekeeper</b> Alberto Estébanez
--	--	--	--



## 9-RAC Woodcote Trophy & Stirling Moss SPA SIX HOURS Qualifying

### Final Classification by Class


No Drivers	Team	Car	Time	Lap Total	Gap	Kph
<b>SMT5</b>						
1 24 R. WILLS		LOTUS XV	<b>2:49.294</b>	3 5		<b>148.9</b>
2 15 M. GANS		LOTUS XV	<b>2:54.277</b>	3 3	+4.983 +4.983	<b>144.7</b>
3 3 P. UGO / R. BERNBERG		COOPER Monaco T49	<b>3:08.830</b>	9 9	+19.536 +14.553	<b>133.5</b>
<b>SMT4</b>						
1 70 D. KREMER / B. MITCHELL		LOTUS 17	<b>2:55.280</b>	9 9		<b>143.9</b>
2 125 D. RICHARDS		LOTUS XI	<b>2:57.702</b>	7 8	+2.422 +2.422	<b>141.9</b>
3 11 M. PAUL / R. BOURNE		LOTUS XI	<b>3:02.070</b>	9 9	+6.790 +4.368	<b>138.5</b>
4 139 O. GONZALEZ		LOTUS XI	<b>3:07.489</b>	9 10	+12.209 +5.419	<b>134.5</b>
5 36 E. STAES		LOTUS XI	<b>3:20.635</b>	9 9	+25.355 +13.146	<b>125.7</b>
6 309 T. DE GRES		LOTUS XI S2 Le Mans	<b>3:22.892</b>	3 9	+27.612 +2.257	<b>124.3</b>
<b>WT3</b>						
1 16 C. JOLLY / S. FARTHING		ASTON MARTIN DB2	<b>3:19.948</b>	3 8		<b>126.1</b>
<b>SMT1</b>						
1 29 K. AHLERS / J. BELLINGER		LOLA Mk1 Prototype	<b>3:03.090</b>	3 7		<b>137.7</b>
2 19 F. BRANDT / R. EMMERLING		ELVA MkV	<b>3:18.291</b>	7 8	+15.201 +15.201	<b>127.2</b>
<b>WT4</b>						
1 20 R. FRIEDRICHS		JAGUAR C-type	<b>3:06.771</b>	3 5		<b>135.0</b>
<b>WT1</b>						
1 43 C. BATES / S. RENNER		JOWETT Jupiter	<b>3:36.207</b>	7 8		<b>116.6</b>
<b>WT4a</b>						
1 141 L. HALUSA		JAGUAR D-type	<b>3:00.136</b>	10 10		<b>140.0</b>
2 144 G. POCHCIOL / J. HANSON		JAGUAR D-type	<b>3:07.202</b>	3 9	+7.066 +7.066	<b>134.7</b>
<b>SMT6</b>						
1 152 J. SPIERS / N. GREENSALL		LISTER JAGUAR Knobbly	<b>2:49.861</b>	9 10		<b>148.4</b>

CAR #152 - LAP 7 DELETED - TRACK LIMITS  
CAR #125 - LAP 3 DELETED - TRACK LIMITS

Published at: .....

Track Status: **WET**

<b>Stewards</b> Ronald BARBIERE, Chairman      Alexandre MAGIS      Etienne MASSILLON			<b>Timekeeper</b> Alberto Estébanez



# 9-RAC Woodcote Trophy & Stirling Moss SPA SIX HOURS Qualifying


## Final Classification by Group


No Drivers	Team	Car	Time	Lap Total	Gap	Kph
<b>Under 2000cc</b>						
1 24 R. WILLS		LOTUS XV	2:49.294	3 5		148.9
2 15 M. GANS		LOTUS XV	2:54.277	3 3	+4.983 +4.983	144.7
3 29 K. AHLERS / J. BELLINGER		LOLA Mk1 Prototype	3:03.090	3 7	+13.796 +8.813	137.7
4 3 P. UGO / R. BERNBERG		COOPER Monaco T49	3:08.830	9 9	+19.536 +5.740	133.5
5 19 F. BRANDT / R. EMMERLING		ELVA MkV	3:18.291	7 8	+28.997 +9.461	127.2
<b>Under 3000cc</b>						
1 16 C. JOLLY / S. FARTHING		ASTON MARTIN DB2	3:19.948	3 8		126.1
<b>Under 1500cc</b>						
1 70 D. KREMER / B. MITCHELL		LOTUS 17	2:55.280	9 9		143.9
2 125 D. RICHARDS		LOTUS XI	2:57.702	7 8	+2.422 +2.422	141.9
3 11 M. PAUL / R. BOURNE		LOTUS XI	3:02.070	9 9	+6.790 +4.368	138.5
4 139 O. GONZALEZ		LOTUS XI	3:07.489	9 10	+12.209 +5.419	134.5
5 36 E. STAES		LOTUS XI	3:20.635	9 9	+25.355 +13.146	125.7
6 309 T. DE GRES		LOTUS XI S2 Le Mans	3:22.892	3 9	+27.612 +2.257	124.3
7 43 C. BATES / S. RENNER		JOWETT Jupiter	3:36.207	7 8	+40.927 +13.315	116.6
<b>Over 3000cc</b>						
1 141 L. HALUSA		JAGUAR D-type	3:00.136	10 10		140.0
2 20 R. FRIEDRICHS		JAGUAR C-type	3:06.771	3 5	+6.635 +6.635	135.0
3 144 G. POCHCIOL / J. HANSON		JAGUAR D-type	3:07.202	3 9	+7.066 +0.431	134.7
<b>Over 2000cc</b>						
1 152 J. SPIERS / N. GREENSALL		LISTER JAGUAR Knobbly	2:49.861	9 10		148.4

CAR #152 - LAP 7 DELETED - TRACK LIMITS  
CAR #125 - LAP 3 DELETED - TRACK LIMITS

Published at: .....

Track Status: **WET**

<b>Stewards</b> Ronald BARBIERE, Chairman      Alexandre MAGIS      Etienne MASSILLON			<b>Timekeeper</b> Alberto Estébanez 
--	--	--	---



# 9-RAC Woodcote Trophy & Stirling Moss


## SPA SIX HOURS

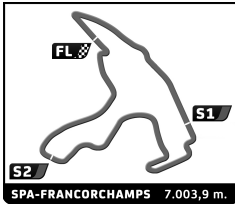
### Qualifying

### Final Classification by Driver Fastest Lap

No	Team	Car	Class	Driver	Time	Lap	Total	Gap	Kph	
1	24	LOTUS XV	Under 2000c	<b>Roger WILLS</b>	2:49.294	3	5		148.9	
2	152	LISTER JAGUAR Knobbly	Over 2000cc	<b>John SPIERS</b>	2:49.861	9	10	0.567	0.567	148.4
3	15	LOTUS XV	Under 2000c	<b>Michael GANS</b>	2:54.277	3	3	4.983	4.416	144.7
4	70	LOTUS 17	Under 1500c	<b>Dion KREMER</b>	2:55.280	9	9	5.986	1.003	143.9
5	125	LOTUS XI	Under 1500c	<b>Dafyd RICHARDS</b>	2:57.702	7	8	8.408	2.422	141.9
6	141	JAGUAR D-type	Over 3000cc	<b>Lukas HALUSA</b>	3:00.136	10	10	10.842	2.434	140.0
7	11	LOTUS XI	Under 1500c	<b>Malcolm PAUL</b>	3:02.070	9	9	12.776	1.934	138.5
8	29	LOLA Mk1 Prototype	Under 2000c	<b>Keith AHLERS</b>	3:03.090	3	7	13.796	1.020	137.7
9	20	JAGUAR C-type	Over 3000cc	<b>Rudiger FRIEDRICHS</b>	3:06.771	3	5	17.477	3.681	135.0
10	144	JAGUAR D-type	Over 3000cc	<b>George POCHCIOL</b>	3:07.202	3	9	17.908	0.431	134.7
11	139	LOTUS XI	Under 1500c	<b>Olivier GONZALEZ</b>	3:07.489	9	10	18.195	0.287	134.5
12	3	COOPER Monaco T49	Under 2000c	<b>Paul UGO</b>	3:08.830	9	9	19.536	1.341	133.5
13	19	ELVA MkV	Under 2000c	<b>Florian Nicolai BRANDT</b>	3:18.291	7	8	28.997	9.461	127.2
14	16	ASTON MARTIN DB2	Under 3000c	<b>Christopher JOLLY</b>	3:19.948	3	8	30.654	1.657	126.1
15	36	LOTUS XI	Under 1500c	<b>Erik STAES</b>	3:20.635	9	9	31.341	0.687	125.7
16	309	LOTUS XI S2 Le Mans	Under 1500c	<b>Tom DE GRES</b>	3:22.892	3	9	33.598	2.257	124.3
17	43	JOWETT Jupiter	Under 1500c	<b>Chris BATES</b>	3:36.207	7	8	46.913	13.315	116.6
18	3	COOPER Monaco T49	Under 2000c	<b>Robi BERNBERG</b>						
19	11	LOTUS XI	Under 1500c	<b>Richard BOURNE</b>						
20	16	ASTON MARTIN DB2	Under 3000c	<b>Steve FARTHING</b>						
21	19	ELVA MkV	Under 2000c	<b>Ralf EMMERLING</b>						
22	29	LOLA Mk1 Prototype	Under 2000c	<b>James BELLINGER</b>						
23	43	JOWETT Jupiter	Under 1500c	<b>Scott RENNER</b>						
24	70	LOTUS 17	Under 1500c	<b>Ben MITCHELL</b>						
25	144	JAGUAR D-type	Over 3000cc	<b>James HANSON</b>						
26	152	LISTER JAGUAR Knobbly	Over 2000cc	<b>Nigel GREENSALL</b>						

Published at: .....

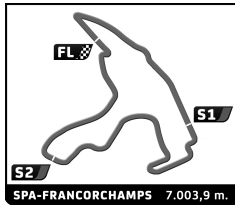
<b>Stewards</b>			<b>Timekeeper</b>
Ronald BARBIERE, Chairman	Alexandre MAGIS	Etienne MASSILLON	Alberto Estébanez
			



## 9-RAC Woodcote Trophy & Stirling Moss SPA SIX HOURS Qualifying

### Best Sector Times

Sector 1		Sector 2		Sector 3		No Team	Class	Ideal Lap	Best Lap		
No Driver	Time	No Driver	Time	No Driver	Time						
1	152 J.SPIERS	46.142	24 R.WILLS	1:18.334	152 J.SPIERS	43.286	1	24	Under 2000cc	2:48.977	2:49.294 (1)
2	24 R.WILLS	47.329	15 M.GANS	1:19.379	24 R.WILLS	43.314	2	152	Over 2000cc	2:49.471	2:49.861 (2)
3	15 M.GANS	49.375	152 J.SPIERS	1:20.043	70 D.KREMER	44.684	3	15	Under 2000cc	2:53.625	2:54.277 (3)
4	141 L.HALUSA	49.748	70 D.KREMER	1:20.392	15 M.GANS	44.871	4	70	Under 1500cc	2:55.280	2:55.280 (4)
5	70 D.KREMER	50.204	125 D.RICHARDS	1:21.901	125 D.RICHARDS	45.240	5	125	Under 1500cc	2:57.670	2:57.702 (5)
6	125 D.RICHARDS	50.529	29 K.AHLERS	1:22.468	141 L.HALUSA	45.747	6	141	Over 3000cc	2:59.691	3:00.136 (6)
7	20 R.FRIEDRICHS	51.710	11 M.PAUL	1:23.608	11 M.PAUL	46.200	7	11	Under 1500cc	3:02.070	3:02.070 (7)
8	144 G.POCHCIOL	51.896	141 L.HALUSA	1:24.196	3 P.UGO	47.057	8	29	Under 2000cc	3:03.090	3:03.090 (8)
9	11 M.PAUL	52.262	20 R.FRIEDRICHS	1:26.368	139 O.GONZALEZ	47.509	9	20	Over 3000cc	3:06.312	3:06.771 (9)
10	3 P.UGO	52.444	139 O.GONZALEZ	1:26.712	29 K.AHLERS	47.626	10	139	Under 1500cc	3:06.919	3:07.489(11)
11	139 O.GONZALEZ	52.698	144 G.POCHCIOL	1:26.923	20 R.FRIEDRICHS	48.234	11	144	Over 3000cc	3:07.202	3:07.202(10)
12	29 K.AHLERS	52.996	3 P.UGO	1:28.894	144 G.POCHCIOL	48.383	12	3	Under 2000cc	3:08.395	3:08.830(12)
13	16 C.JOLLY	55.732	19 F.BRANDT	1:29.283	36 E.STAES	49.867	13	19	Under 2000cc	3:17.807	3:18.291(13)
14	36 E.STAES	55.913	16 C.JOLLY	1:31.557	19 F.BRANDT	50.948	14	16	Under 3000cc	3:18.295	3:19.948(14)
15	19 F.BRANDT	57.576	309 T.DE GRES	1:31.657	16 C.JOLLY	51.006	15	36	Under 1500cc	3:18.757	3:20.635(15)
16	309 T.DE GRES	58.395	43 C.BATES	1:32.175	309 T.DE GRES	52.559	16	309	Under 1500cc	3:22.611	3:22.892(16)
17	43 C.BATES	1:05.196	36 E.STAES	1:32.977	43 C.BATES	57.694	17	43	Under 1500cc	3:35.065	3:36.207(17)



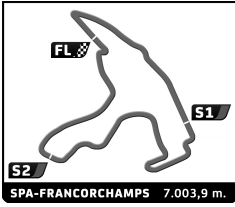
## 9-RAC Woodcote Trophy & Stirling Moss

### SPA SIX HOURS

#### Qualifying

#### Best Top Speed

Team	Car	Class	Top Speed	Top 1 Kph Lap	Top 2 Kph Lap	Top 3 Kph Lap	Top 4 Kph Lap	Top 5 Kph Lap	Avg					
152	LISTER JAGUAR Knobbly	Over 2000cc	<b>J. SPIERS</b>	<b>208.5</b>	10	206.1	9	202.2	7	199.6	8	191.2	3	201.5
24	LOTUS XV	Under 2000cc	<b>R. WILLS</b>	<b>204.9</b>	4	203.8	3	183.7	2	181.2	5	147.7	1	184.3
70	LOTUS 17	Under 1500cc	<b>D. KREMER</b>	<b>204.9</b>	7	202.2	6	193.2	9	190.8	8	180.6	3	194.3
125	LOTUS XI	Under 1500cc	<b>D. RICHARDS</b>	<b>203.0</b>	4	197.4	7	192.5	6	191.2	3	183.1	2	193.4
144	JAGUAR D-type	Over 3000cc	<b>G. POCHCIOL</b>	<b>197.8</b>	3	182.1	2	170.3	8	167.2	4	166.4	9	176.8
141	JAGUAR D-type	Over 3000cc	<b>L. HALUSA</b>	<b>193.2</b>	10	191.8	7	186.9	9	183.7	8	183.4	6	187.8
20	JAGUAR C-type	Over 3000cc	<b>R. FRIEDRICHS</b>	<b>191.5</b>	3	180.3	2	173.6	5	158.1	4	149.6	1	170.6
139	LOTUS XI	Under 1500cc	<b>O. GONZALEZ</b>	<b>190.8</b>	9	179.1	8	175.0	10	174.2	7	174.2	6	178.7
11	LOTUS XI	Under 1500cc	<b>M. PAUL</b>	<b>189.5</b>	9	186.2	7	185.2	8	175.9	6	170.3	4	181.4
15	LOTUS XV	Under 2000cc	<b>M. GANS</b>	<b>187.2</b>	2	183.4	3	148.1	1					172.9
3	COOPER Monaco T49	Under 2000cc	<b>P. UGO</b>	<b>186.9</b>	7	179.4	9	174.2	3	161.9	6	161.7	4	172.8
29	LOLA Mk1 Prototype	Under 2000cc	<b>K. AHLERS</b>	<b>184.9</b>	3	176.2	7	170.1	2	168.2	6	167.4	4	173.4
36	LOTUS XI	Under 1500cc	<b>E. STAES</b>	<b>184.0</b>	9	183.7	7	169.0	8	166.4	6	161.9	2	173.0
19	ELVA MkV	Under 2000cc	<b>F. BRANDT</b>	<b>172.2</b>	8	169.8	6	169.8	7	147.3	3	147.1	5	161.2
309	LOTUS XI S2 Le Mans	Under 1500cc	<b>T. DE GRES</b>	<b>165.1</b>	3	142.5	2	139.7	4	129.7	1			144.3
16	ASTON MARTIN DB2	Under 3000cc	<b>C. JOLLY</b>	<b>159.1</b>	7	152.5	5	151.5	3	149.4	8	147.7	6	152.0
43	JOWETT Jupiter	Under 1500cc	<b>C. BATES</b>	<b>139.2</b>	8	138.8	6	138.6	7	135.2	5	135.0	3	137.4



## 9-RAC Woodcote Trophy & Stirling Moss


SPA SIX HOURS

Qualifying

Fastest Lap Sequence

Elapsed	No Team	Car	Class	Driver	Time	Kph	Lap
5:50.156	24	LOTUS XV	Under 2000cc	Roger WILLS	2:51.613	146.9	2
8:39.450	24	LOTUS XV	Under 2000cc	Roger WILLS	2:49.294	148.9	3






# 9-RAC Woodcote Trophy & Stirling Moss SPA SIX HOURS Qualifying

## Sector Analysis

— Invalidated Lap    ■ Personal Best    ■ Session Best    B Crossing the pit lane

Lap	D	Time	Sector 1	Sector 2	Sector 3	T.Sp	Elapsed	Lap	D	Time	Sector 1	Sector 2	Sector 3	T.Sp	Elapsed
<b>3</b>		COOPER Monaco T49 Under 2000cc								JAGUAR C-type Over 3000cc					
1. Paul UGO 2. Robi BERNBERG															
1	1	3:33.416	1:01.673	1:38.820	52.923	138.8	3:33.416	1	1	3:29.591	1:05.635	1:34.076	49.880	149.6	3:29.591
2	1	3:16.905	57.070	1:29.502	50.333	160.7	6:50.321	2	1	3:10.222	53.986	1:27.696	48.540	180.3	6:39.813
3	1	3:13.778	54.407	<b>1:28.894</b>	50.477	174.2	10:04.099	3	1	<b>3:06.771</b>	52.169	<b>1:26.368</b>	<b>48.234</b>	191.5	9:46.584
4	1	3:29.006	54.018	1:33.930	1:01.058	161.7	13:33.105	4	1	3:11.514	51.744	1:31.525	48.245	158.1	12:58.098
5	1	5:11.073	2:29.853	1:47.036	54.184	146.3	18:44.178	5	1	3:22.795	<b>51.710</b>	1:29.738	1:01.347	173.6	16:20.893
6	1	3:15.727	55.840	1:30.820	49.067	161.9	21:59.905								
7	1	3:11.275	53.502	1:28.977	48.796	186.9	25:11.180								
8	1	3:19.051	57.167	1:32.058	49.826	160.0	28:30.231								
9	1	<b>3:08.830</b>	<b>52.444</b>	1:29.329	<b>47.057</b>	179.4	31:39.061								
<b>11</b>		LOTUS XI Under 1500cc								LOTUS XV Under 2000cc					
1. Malcolm PAUL 2. Richard BOURNE															
1	1	3:36.531	57.738	1:44.049	54.744	119.2	3:36.531	1	1	2:58.543	40.672	1:31.190	46.681	147.7	2:58.543
2	1	3:24.826	1:00.318	1:33.228	51.280	159.5	7:01.357	2	1	2:51.613	47.940	1:20.142	43.531	183.7	5:50.156
3	1	3:15.764	56.701	1:28.624	50.439	162.9	10:17.121	3	1	<b>2:49.294</b>	47.646	<b>1:18.334</b>	<b>43.314</b>	203.8	8:39.450
4	1	3:43.888	56.243	1:42.224	1:05.421	170.3	14:01.009	4	1	3:15.706	<b>47.329</b>	1:27.882	1:00.495	204.9	11:55.156
5	1	4:33.499	2:07.377	1:36.067	50.055	168.5	18:34.508	5	1	12:19.219	...	1:28.309	45.555	181.2	24:14.375
6	1	3:08.696	53.644	1:26.001	49.051	175.9	21:43.204								
7	1	3:07.203	52.918	1:26.604	47.681	186.2	24:50.407								
8	1	3:05.335	52.965	1:24.965	47.405	185.2	27:55.742								
9	1	<b>3:02.070</b>	<b>52.262</b>	<b>1:23.608</b>	<b>46.200</b>	189.5	30:57.812								
<b>15</b>		LOTUS XV Under 2000cc								LOLA Mk1 Prototype Under 2000cc					
1. Michael GANS															
1	1	3:05.802	55.973	1:23.677	46.152	148.1	3:05.802	1	1	3:33.598	1:13.432	1:29.799	50.367	130.4	3:33.598
2	1	2:55.759	50.388	1:19.955	45.416	187.2	6:01.561	2	1	3:07.735	56.447	1:23.626	47.662	170.1	6:41.333
3	1	<b>2:54.277</b>	50.027	<b>1:19.379</b>	<b>44.871</b>	183.4	8:55.838	3	1	<b>3:03.090</b>	<b>52.996</b>	<b>1:22.468</b>	<b>47.626</b>	184.9	9:44.423
4	1	3:26.984	53.463	1:31.227	1:02.294	167.4	13:11.407	4	1	3:26.984	<b>53.463</b>	1:31.227	1:02.294	167.4	13:11.407
5	1	6:29.561	4:00.722	1:36.434	52.405	158.1	19:40.968	5	1	6:29.561	4:00.722	1:36.434	52.405	158.1	19:40.968
6	1	3:15.016	55.362	1:28.925	50.729	168.2	22:55.984	6	1	3:15.016	55.362	1:28.925	50.729	168.2	22:55.984
7	1	3:25.513	55.100	1:28.448	1:01.965	176.2	26:21.497	7	1	3:25.513	<b>55.100</b>	1:28.448	1:01.965	176.2	26:21.497
<b>36</b>		LOTUS XI Under 1500cc								LOTUS XI Under 1500cc					
1. Erik STAES															
1	1	3:57.432	1:11.550	1:45.634	1:00.248	123.7	3:57.432	1	1	3:57.432	1:11.550	1:45.634	1:00.248	123.7	3:57.432
2	1	3:26.709	1:00.527	1:34.783	51.399	161.9	7:24.141	2	1	3:26.709	1:00.527	1:34.783	51.399	161.9	7:24.141
3	1	3:22.515	57.920	<b>1:32.977</b>	51.618	158.1	10:46.656	3	1	3:22.515	57.920	<b>1:32.977</b>	51.618	158.1	10:46.656
4	1	3:47.203	58.829	1:49.502	58.872	146.5	14:33.859	4	1	3:47.203	58.829	1:49.502	58.872	146.5	14:33.859
5	1	3:37.581	1:00.620	1:42.983	53.978	154.1	18:11.440	5	1	3:37.581	1:00.620	1:42.983	53.978	154.1	18:11.440
6	1	3:31.896	57.470	1:39.681	54.745	166.4	21:43.336	6	1	3:31.896	57.470	1:39.681	54.745	166.4	21:43.336
7	1	3:26.008	57.540	1:36.984	51.484	183.7	25:09.344	7	1	3:26.008	57.540	1:36.984	51.484	183.7	25:09.344
8	1	3:26.689	1:00.681	1:36.141	<b>49.867</b>	169.0	28:36.033	8	1	3:26.689	1:00.681	1:36.141	<b>49.867</b>	169.0	28:36.033
9	1	<b>3:20.635</b>	<b>55.913</b>	1:34.814	49.908	184.0	31:56.668	9	1	<b>3:20.635</b>	<b>55.913</b>	1:34.814	49.908	184.0	31:56.668
<b>43</b>		ELVA MkV Under 2000cc								JOWETT Jupiter Under 1500cc					
1. Chris BATES 2. Scott RENNER															
1	1	4:00.680	1:16.572	1:43.150	1:00.958	119.7	4:00.680	1	1	4:00.680	1:16.572	1:43.150	1:00.958	119.7	4:00.680
2	1	3:50.278	1:09.130	1:41.173	59.975	130.8	7:50.958	2	1	3:50.278	1:09.130	1:41.173	59.975	130.8	7:50.958
3	1	3:51.970	1:08.167	1:44.163	59.640	135.0	11:42.928	3	1	3:51.970	1:08.167	1:44.163	59.640	135.0	11:42.928
4	1	4:10.610	1:07.864	1:46.435	1:16.311	130.9	15:53.538	4	1	4:10.610	1:07.864	1:46.435	1:16.311	130.9	15:53.538
5	1	5:01.744	2:29.089	1:34.961	<b>57.694</b>	135.2	20:55.282	5	1	5:01.744	2:29.089	1:34.961	<b>57.694</b>	135.2	20:55.282
6	1	3:37.214	<b>1:05.196</b>	1:34.257	57.761	138.8	24:32.496	6	1	3:37.214	<b>1:05.196</b>	1:34.257	57.761	138.8	24:32.496
7	1	<b>3:36.207</b>	1:05.570	<b>1:32.175</b>	58.462	138.6	28:08.703	7	1	<b>3:36.207</b>	1:05.570	<b>1:32.175</b>	58.462	138.6	28:08.703
8	1	3:45.255	1:05.464	1:41.416	58.375	139.2	31:53.958	8	1	3:45.255	1:05.464	1:41.416	58.375	139.2	31:53.958



# 9-RAC Woodcote Trophy & Stirling Moss

## SPA SIX HOURS

### Qualifying

### Sector Analysis

— Invalidated Lap    ■ Personal Best    ■ Session Best    B Crossing the pit lane

Lap	D	Time	Sector 1	Sector 2	Sector 3	T.Sp	Elapsed	Lap	D	Time	Sector 1	Sector 2	Sector 3	T.Sp	Elapsed
-----	---	------	----------	----------	----------	------	---------	-----	---	------	----------	----------	----------	------	---------


70								LOTUS 17 Under 1500cc							
1.Dion KREMER															
2.Ben MITCHELL															
1	1	3:02.004	45.077	1:29.564	47.363	162.7	3:02.004	1	1	3:27.946	1:06.287	1:32.092	49.567	142.5	3:27.946
2	1	3:09.289	52.321	1:22.292	54.676	178.5	6:11.293	2	1	3:08.894	52.840	1:27.494	48.560	182.1	6:36.840
3	1	3:01.163	52.716	1:21.397	47.050	180.6	9:12.456	3	1	3:07.202	51.896	1:26.923	48.383	197.8	9:44.042
4	1	3:30.037	B 52.205	1:31.542	1:06.290	170.6	12:42.493	4	1	3:31.791	B 53.566	1:36.994	1:01.231	167.2	13:15.833
5	1	5:29.435	3:08.516	1:33.598	47.321	174.2	18:11.928	5	1	5:02.571	2:27.477	1:42.174	52.920	154.3	18:18.404
6	1	3:00.373	51.588	1:23.281	45.504	202.2	21:12.301	6	1	3:21.860	54.415	1:36.293	51.152	153.8	21:40.264
7	1	3:00.633	50.909	1:22.676	47.048	204.9	24:12.934	7	1	3:19.688	54.390	1:34.825	50.473	165.4	24:59.952
8	1	2:56.956	50.998	1:20.985	44.973	190.8	27:09.890	8	1	3:16.267	53.535	1:32.351	50.381	170.3	28:16.219
9	1	2:55.280	50.204	1:20.392	44.684	193.2	30:05.170	9	1	3:15.294	53.543	1:31.710	50.041	166.4	31:31.513

125								LOTUS XI Under 1500cc							
1.Dafyd RICHARDS															
1	1	3:15.745	58.586	1:29.212	47.947	128.9	3:15.745	1	1	3:12.667	56.125	1:28.828	47.714	128.3	3:12.667
2	1	3:01.803	52.798	1:22.280	46.725	183.1	6:17.548	2	1	2:59.927	49.436	1:24.118	46.373	179.7	6:12.594
3	1	2:59.397	51.136	1:21.968	46.293	191.2	9:16.945	3	1	2:58.188	49.237	1:23.133	45.818	191.2	9:10.782
4	1	3:29.197	B 50.529	1:31.625	1:07.043	203.0	12:46.142	4	1	3:19.578	B 48.415	1:30.508	1:00.655	179.1	12:30.360
5	1	8:27.281	6:05.411	1:29.265	52.605	170.3	21:13.423	5	1	5:06.175	2:47.166	1:32.063	46.946	171.4	17:36.535
6	1	3:02.726	51.624	1:24.568	46.534	192.5	24:16.149	6	1	2:55.165	48.265	1:22.535	44.365	184.0	20:31.700
7	1	2:57.702	50.561	1:21.901	45.240	197.4	27:13.851	7	1	2:51.391	46.774	1:20.915	43.702	202.2	23:23.091
8	1	3:54.264	B 59.053	1:43.131	1:12.080	145.9	31:08.115	8	1	2:50.045	46.659	1:20.043	43.343	199.6	26:13.136

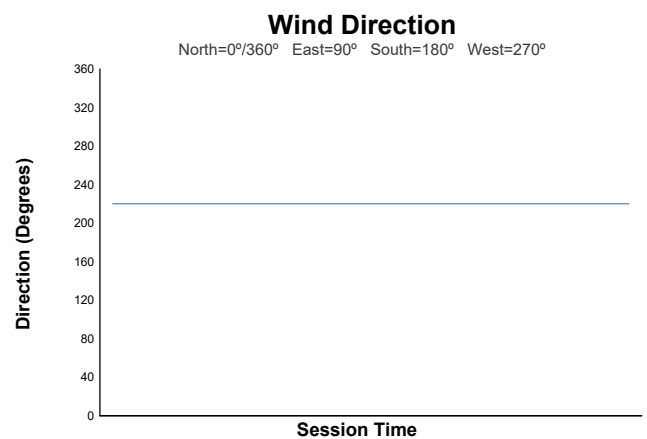
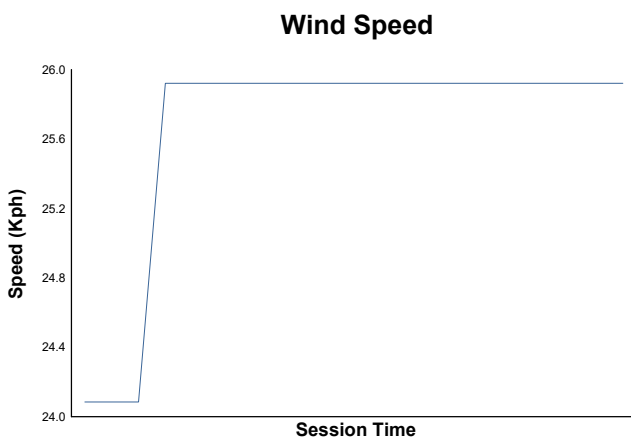
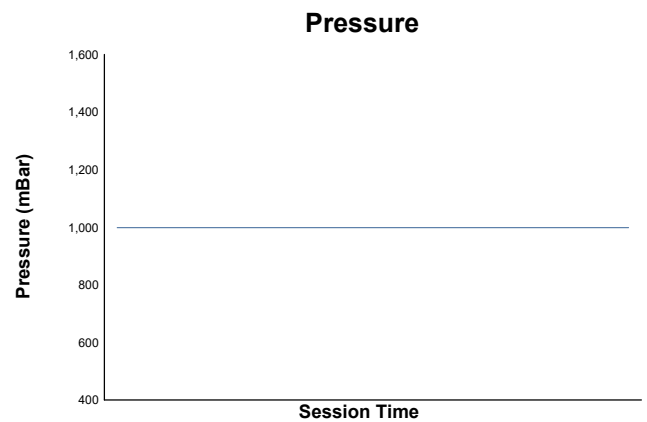
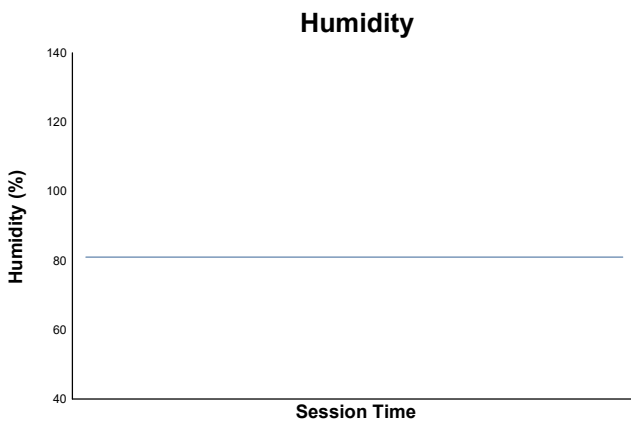
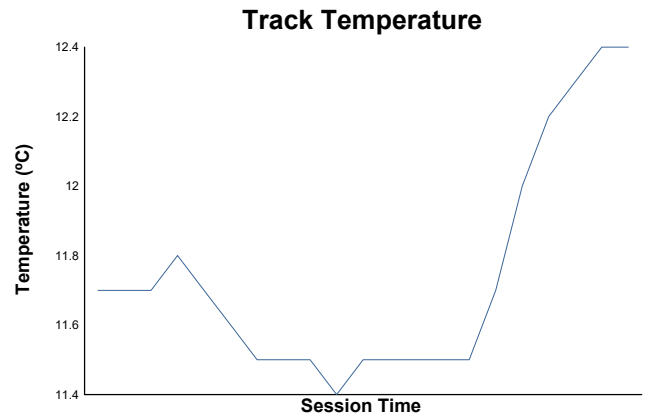
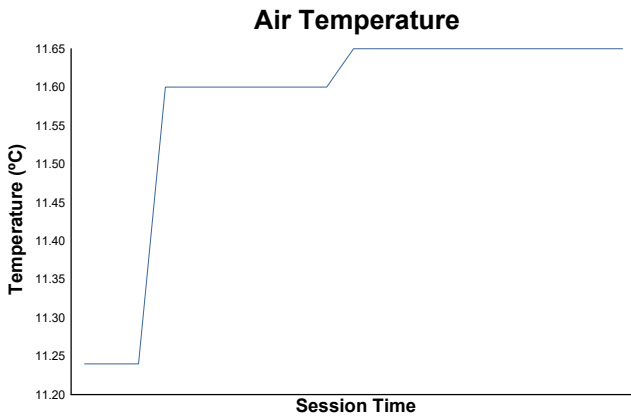
139								LOTUS XI Under 1500cc							
1.Olivier GONZALEZ															
1	1	3:37.090	1:02.414	1:40.199	54.477	128.0	3:37.090	1	1	3:07.837	B 46.142	1:20.743	1:00.952	208.5	32:10.834
2	1	3:18.872	58.533	1:30.729	49.610	170.1	6:55.962	2	1	3:07.837	B 46.142	1:20.743	1:00.952	208.5	32:10.834
3	1	3:09.039	54.115	1:26.712	48.212	173.4	10:05.001	3	1	3:07.837	B 46.142	1:20.743	1:00.952	208.5	32:10.834
4	1	3:21.241	54.017	1:36.714	50.510	149.2	13:26.242	4	1	3:07.837	B 46.142	1:20.743	1:00.952	208.5	32:10.834
5	1	3:18.246	53.674	1:34.748	49.824	155.4	16:44.488	5	1	3:07.837	B 46.142	1:20.743	1:00.952	208.5	32:10.834
6	1	3:14.190	53.562	1:31.704	48.924	174.2	19:58.678	6	1	3:07.837	B 46.142	1:20.743	1:00.952	208.5	32:10.834
7	1	3:10.531	53.293	1:29.489	47.749	174.2	23:09.209	7	1	3:07.837	B 46.142	1:20.743	1:00.952	208.5	32:10.834
8	1	3:07.739	52.698	1:27.308	47.733	179.1	26:16.948	8	1	3:07.837	B 46.142	1:20.743	1:00.952	208.5	32:10.834
9	1	3:07.489	52.714	1:27.266	47.509	190.8	29:24.437	9	1	3:07.837	B 46.142	1:20.743	1:00.952	208.5	32:10.834
10	1	3:09.232	52.750	1:28.153	48.329	175.0	32:33.669								

141								JAGUAR D-type Over 3000cc							
1.Lukas HALUSA															
1	1	3:21.177	56.952	1:32.505	51.720	131.2	3:21.177	1	1	3:22.892	58.395	1:31.657	52.840	165.1	10:46.185
2	1	3:29.645	1:09.751	1:29.671	50.223	145.9	6:50.822	2	1	3:22.892	58.395	1:31.657	52.840	165.1	10:46.185
3	1	3:05.730	52.363	1:25.427	47.940	176.2	9:56.552	3	1	3:22.892	58.395	1:31.657	52.840	165.1	10:46.185
4	1	3:12.378	51.728	1:29.678	50.972	175.9	13:08.930	4	1	3:58.533	59.785			139.7	14:44.718
5	1	3:04.342	51.023	1:26.023	47.296	183.4	16:13.272	5	1	3:35.293					18:20.011
6	1	3:02.790	50.878	1:24.758	47.154	183.4	19:16.062	6	1	3:27.145					21:47.156
7	1	3:13.142	B 50.795	1:25.219	57.128	191.8	22:29.204	7	1	3:29.095					25:16.251
8	1	4:05.406	1:52.139	1:25.534	47.733	183.7	26:34.610	8	1	3:27.872					28:44.123
9	1	3:00.248	49.931	1:24.570	45.747	186.9	29:34.858	9	1	3:27.146					32:11.269
10	1	3:00.136	49.748	1:24.196	46.192	193.2	32:34.994								

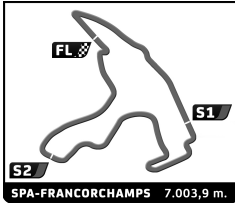
144								JAGUAR D-type Over 3000cc							
1.George POCHCIOL															
2.James HANSON															



# 9-RAC Woodcote Trophy & Stirling Moss SPA SIX HOURS Qualifying Weather Report



Track Status: **WET**



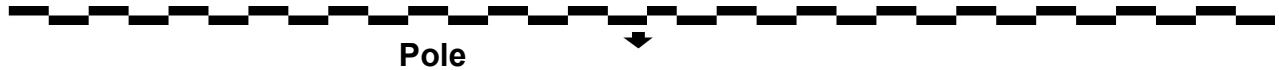
# 9-RAC Woodcote Trophy & Stirling Moss

## SPA SIX HOURS


Race (1 Hour)


### Final Starting Grid

3:36.207	<b>Chris BATES</b>	43	- 9 -		
3:20.635	<b>Erik STAES</b>	36	- 8 -	309	3:22.892 <b>Tom DE GRES</b>
3:18.291	<b>Florian Nicolai BRANDT</b>	19	- 7 -	16	3:19.948 <b>Christopher JOLLY</b>
3:07.489	<b>Olivier GONZALEZ</b>	139	- 6 -	3	3:08.830 <b>Paul UGO</b>
3:06.771	<b>Rudiger FRIEDRICHS</b>	20	- 5 -	144	3:07.202 <b>George POCHCIOL</b>
3:02.070	<b>Malcolm PAUL</b>	11	- 4 -	29	3:03.090 <b>Keith AHLERS</b>
2:57.702	<b>Dafyd RICHARDS</b>	125	- 3 -	141	3:00.136 <b>Lukas HALUSA</b>
2:54.277	<b>Michael GANS</b>	15	- 2 -	70	2:55.280 <b>Dion KREMER</b>
2:49.294	<b>Roger WILLS</b>	24	- 1 -	152	2:49.861 <b>John SPIERS</b>



Pole

<b>Stewards</b> Ronald BARBIERE, Chairman      Alexandre MAGIS      Etienne MASSILLON			<b>Timekeeper</b> Alberto Estébanez 
--	--	--	---



# 9-RAC Woodcote Trophy & Stirling Moss

## SPA SIX HOURS

### Race (1 Hour)

### Final Classification

No Drivers	Team	Car	Cl.	Laps	Total Time	Gap	Kph	Best Lap		
								Lap	Time	Kph
1	24 R. WILLS	LOTUS XV	SMT5	17	1:02:31.927	-	114.1	2	3:29.184	120.5
2	141 L. HALUSA	JAGUAR D-type	WT4a	17	1:02:33.798	+1.871	114.1	7	3:29.506	120.4
3	70 D. KREMER / B. MITCHELL	LOTUS 17	SMT4	17	1:04:36.463	+2:04.536	110.5	12	3:33.888	117.9
4	20 R. FRIEDRICHS	JAGUAR C-type	WT4	17	1:05:02.592	+2:30.665	109.7	6	3:38.933	115.2
5	152 J. SPIERS / N. GREENSALL	LISTER JAGUAR Knobbly	SMT6	17	1:06:06.093	+3:34.166	108.0	9	3:26.879	121.9
6	144 G. POCHCIOL / J. HANSON	JAGUAR D-type	WT4a	16	1:03:11.279	1 Lap	106.3	8	3:36.243	116.6
7	125 D. RICHARDS	LOTUS XI	SMT4	16	1:04:09.771	1 Lap	104.7	2	3:44.080	112.5
8	29 K. AHLERS / J. BELLINGER	LOLA Mk1 Prototype	SMT1	16	1:04:40.826	1 Lap	103.8	2	3:49.410	109.9
9	139 O. GONZALEZ	LOTUS XI	SMT4	16	1:06:42.159	1 Lap	100.7	2	3:54.934	107.3
10	16 C. JOLLY / S. FARTHING	ASTON MARTIN DB2	WT3	15	1:02:33.189	2 Laps	100.7	7	3:51.327	109.0
11	3 P. UGO / R. BERNBERG	COOPER Monaco T49	SMT5	15	1:04:52.839	2 Laps	97.0	4	4:01.697	104.3
12	36 E. STAES	LOTUS XI	SMT4	15	1:05:34.637	2 Laps	96.0	2	4:06.592	102.3
13	19 F. BRANDT / R. EMMERLING	ELVA MkV	SMT1	15	1:05:34.821	2 Laps	96.0	15	4:03.434	103.6
14	43 C. BATES / S. RENNER	JOWETT Jupiter	WT1	15	1:06:26.264	2 Laps	94.8	2	4:02.059	104.2
15	309 T. DE GRES	LOTUS XI S2 Le Mans	SMT4	14	1:06:09.300	3 Laps	88.8	2	4:21.187	96.5
16	11 M. PAUL / R. BOURNE	LOTUS XI	SMT4	10	45:47.832	7 Laps	91.6	5	3:50.532	109.4

#### Not Started

15 M. GANS

LOTUS XV

SMT5

#### Pole Position:

Roger WILLS

2:49.294

148.9 Kph

#### Fastest Lap:

Lap 9

Nigel GREENSALL

3:26.879

121.9 Kph

CAR #20 - TIME PENALTY OF 10 SECONDS - JUMP START

CAR #125 - TIME PENALTY OF 30 SECONDS - OVERTAKING UNDER SAFETY CAR

CAR #43 - TIME PENALTY OF 5 SECONDS - TRACK LIMITS

Published at: .....

Track Status:

**DRY**

#### Stewards


Ronald BARBIERE, Chairman

Alexandre MAGIS

Etienne MASSILLON

#### Timekeeper

Alberto Estébanez



## 9-RAC Woodcote Trophy & Stirling Moss SPA SIX HOURS Race (1 Hour)

### Final Classification by Class


No Drivers	Team	Car	Laps	Total Time	Gap	Kph	Best Lap		
							Lap	Time	Kph
<b>SMT5</b>									
1	24 R. WILLS	LOTUS XV	17	1:02:31.927		114.1	2	3:29.184	120.5
2	3 P. UGO / R. BERNBERG	COOPER Monaco T49	15	1:04:52.839	2 Laps	97.0	4	4:01.697	104.3
■ Not Started									
	15 M. GANS	LOTUS XV							
<b>SMT6</b>									
1	152 J. SPIERS / N. GREENSALL	LISTER JAGUAR Knobbly	17	1:06:06.093		108.0	9	3:26.879	121.9
<b>SMT1</b>									
1	29 K. AHLERS / J. BELLINGER	LOLA Mk1 Prototype	16	1:04:40.826		103.8	2	3:49.410	109.9
2	19 F. BRANDT / R. EMMERLING	ELVA MkV	15	1:05:34.821	1 Lap	96.0	15	4:03.434	103.6
<b>WT3</b>									
1	16 C. JOLLY / S. FARTHING	ASTON MARTIN DB2	15	1:02:33.189		100.7	7	3:51.327	109.0
<b>WT4</b>									
1	20 R. FRIEDRICHS	JAGUAR C-type	17	1:05:02.592		109.7	6	3:38.933	115.2
<b>WT4a</b>									
1	141 L. HALUSA	JAGUAR D-type	17	1:02:33.798		114.1	7	3:29.506	120.4
2	144 G. POCHCIOL / J. HANSON	JAGUAR D-type	16	1:03:11.279	1 Lap	106.3	8	3:36.243	116.6
<b>WT1</b>									
1	43 C. BATES / S. RENNER	JOWETT Jupiter	15	1:06:26.264		94.8	2	4:02.059	104.2
<b>SMT4</b>									
1	70 D. KREMER / B. MITCHELL	LOTUS 17	17	1:04:36.463		110.5	12	3:33.888	117.9
2	125 D. RICHARDS	LOTUS XI	16	1:04:09.771	1 Lap	104.7	2	3:44.080	112.5
3	139 O. GONZALEZ	LOTUS XI	16	1:06:42.159	1 Lap	100.7	2	3:54.934	107.3
4	36 E. STAES	LOTUS XI	15	1:05:34.637	2 Laps	96.0	2	4:06.592	102.3
5	309 T. DE GRES	LOTUS XI S2 Le Mans	14	1:06:09.300	3 Laps	88.8	2	4:21.187	96.5
6	11 M. PAUL / R. BOURNE	LOTUS XI	10	45:47.832	7 Laps	91.6	5	3:50.532	109.4

CAR #20 - TIME PENALTY OF 10 SECONDS - JUMP START  
 CAR #125 - TIME PENALTY OF 30 SECONDS - OVERTAKING UNDER SAFETY CAR  
 CAR #43 - TIME PENALTY OF 5 SECONDS - TRACK LIMITS

Published at: .....

Track Status: **DRY**

<b>Stewards</b> Ronald BARBIERE, Chairman      Alexandre MAGIS      Etienne MASSILLON			<b>Timekeeper</b> Alberto Estébanez
--	--	--	--



# 9-RAC Woodcote Trophy & Stirling Moss

## SPA SIX HOURS

### Race

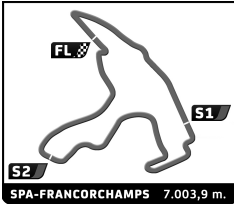
### Provisional Classification by Driver Fastest Lap

No	Team	Car	Class	Driver	Time	Lap	Total	Gap	Kph
1	152	LISTER JAGUAR Knobbly	SMT6	Nigel GREENSALL	3:26.879	2	10		121.9
2	24	LOTUS XV	SMT5	Roger WILLS	3:29.184	2	17	2.305	2.305
3	141	JAGUAR D-type	WT4a	Lukas HALUSA	3:29.506	7	17	2.627	0.322
4	152	LISTER JAGUAR Knobbly	SMT6	John SPIERS	3:33.843	3	7	6.964	4.337
5	70	LOTUS 17	SMT4	Ben MITCHELL	3:33.888	4	9	7.009	0.045
6	144	JAGUAR D-type	WT4a	George POCHCIOL	3:36.243	8	9	9.364	2.355
7	20	JAGUAR C-type	WT4	Rudiger FRIEDRICH	3:38.933	6	17	12.054	2.690
8	70	LOTUS 17	SMT4	Dion KREMER	3:41.602	3	8	14.723	2.669
9	125	LOTUS XI	SMT4	Dafyd RICHARDS	3:44.080	2	16	17.201	2.478
10	29	LOLA Mk1 Prototype	SMT1	Keith AHLERS	3:49.410	2	7	22.531	5.330
11	11	LOTUS XI	SMT4	Malcolm PAUL	3:50.532	5	9	23.653	1.122
12	16	ASTON MARTIN DB2	WT3	Christopher JOLLY	3:51.327	7	9	24.448	0.795
13	29	LOLA Mk1 Prototype	SMT1	James BELLINGER	3:51.937	9	9	25.058	0.610
14	139	LOTUS XI	SMT4	Olivier GONZALEZ	3:54.934	2	16	28.055	2.997
15	144	JAGUAR D-type	WT4a	James HANSON	3:56.241	2	7	29.362	1.307
16	3	COOPER Monaco T49	SMT5	Paul UGO	4:01.697	4	6	34.818	5.456
17	43	JOWETT Jupiter	WT1	Chris BATES	4:02.059	2	7	35.180	0.362
18	19	ELVA MkV	SMT1	Ralf EMMERLING	4:03.434	8	8	36.555	1.375
19	16	ASTON MARTIN DB2	WT3	Steve FARTHING	4:05.030	6	6	38.151	1.596
20	36	LOTUS XI	SMT4	Erik STAES	4:06.592	2	15	39.713	1.562
21	3	COOPER Monaco T49	SMT5	Robi BERNBERG	4:13.712	9	9	46.833	7.120
22	19	ELVA MkV	SMT1	Florian Nicolai BRANDT	4:14.626	6	7	47.747	0.914
23	309	LOTUS XI S2 Le Mans	SMT4	Tom DE GRES	4:21.187	2	14	54.308	6.561
24	43	JOWETT Jupiter	WT1	Scott RENNER	4:24.820	7	8	57.941	3.633
25	11	LOTUS XI	SMT4	Richard BOURNE			1		
26	15	LOTUS XV	SMT5	Michael GANS					

Published at: .....

<b>Race Director</b> Jean-Yves MUNSTERS	<b>Timekeeper</b> Alberto Estébanez 
--	--





# 9-RAC Woodcote Trophy & Stirling Moss SPA SIX HOURS

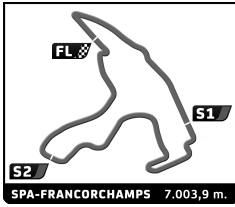
Race

Lap Chart

		Lap																		
No	Pos	Grid	1	2	3	4	5	6	7	8	9	10	11	12	13	14	15	16	17	
24	<b>1</b>	24	24	24	24	24	24	141	141	24	24	24	24	24	24	24	24	24	24	24
152	<b>2</b>	152	152	141	141	141	141	24	24	141	144	141	141	152	141	141	141	141	141	141
15	<b>3</b>	15	141	152	152	152	152	152	152	144	141	152	152	141	20	20	20	70	70	70
70	<b>4</b>	70	125	144	144	144	144	144	144	20	152	20	20	20	70	70	70	20	20	20
125	<b>5</b>	125	144	20	20	20	20	20	20	152	125	144	70	70	144	144	152	152	152	152
141	<b>6</b>	141	11	125	125	125	70	70	70	70	20	70	144	144	125	152	144	144		
11	<b>7</b>	11	20	70	70	70	125	125	125	125	70	125	125	125	152	125	125	125		
29	<b>8</b>	29	70	29	29	29	29	29	139	16	16	29	29	29	29	29	29	29		
20	<b>9</b>	20	29	139	139	139	139	139	29	139	29	16	139	139	139	139	139	139		
144	<b>10</b>	144	139	16	16	16	16	16	16	29	139	139	16	16	16	16	16			
139	<b>11</b>	139	3	3	3	3	43	43	43	11	11	3	3	3	3	3	3			
3	<b>12</b>	3	16	43	43	43	3	3	11	3	3	36	36	36	36	36	36			
19	<b>13</b>	19	43	36	36	36	36	36	3	36	36	43	43	43	19	19	19			
16	<b>14</b>	16	19	19	19	19	19	11	19	43	43	19	19	19	43	43	43			
36	<b>15</b>	36	36	309	309	309	11	19	36	19	19	11	309	309	309					
309	<b>16</b>	309	309	11	11	309	309	309	309	309	309									
43	<b>17</b>	43																		



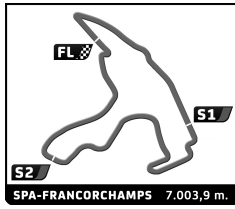




## 9-RAC Woodcote Trophy & Stirling Moss SPA SIX HOURS Race

### Best Sector Times

Sector 1		Sector 2		Sector 3		No Team	Class	Ideal Lap	Best Lap
No Driver	Time	No Driver	Time	No Driver	Time				
1 152 N.GREENSALL	53.245	141 L.HALUSA	1:39.393	152 N.GREENSALL	52.351	1 152	SMT6	3:25.817	3:26.879 (1)
2 24 R.WILLS	54.616	152 N.GREENSALL	1:40.221	24 R.WILLS	52.995	2 24	SMT5	3:28.369	3:29.184 (2)
3 141 L.HALUSA	55.452	24 R.WILLS	1:40.758	141 L.HALUSA	53.967	3 141	WT4a	3:28.812	3:29.506 (3)
4 20 R.FRIEDRICHS	56.667	70 B.MITCHELL	1:40.822	70 B.MITCHELL	54.478	4 70	SMT4	3:32.406	3:33.888 (4)
5 70 B.MITCHELL	57.106	144 G.POCHCIOL	1:41.215	144 G.POCHCIOL	55.369	5 144	WT4a	3:33.921	3:36.243 (5)
6 144 G.POCHCIOL	57.337	20 R.FRIEDRICHS	1:45.657	20 R.FRIEDRICHS	55.922	6 20	WT4	3:38.246	3:38.933 (6)
7 125 D.RICHARDS	58.964	125 D.RICHARDS	1:46.176	125 D.RICHARDS	57.897	7 125	SMT4	3:43.037	3:44.080 (7)
8 11 M.PAUL	59.712	11 M.PAUL	1:46.349	11 M.PAUL	58.467	8 11	SMT4	3:44.528	3:50.532 (9)
9 3 P.UGO	1:00.904	29 K.AHLERS	1:48.718	29 K.AHLERS	58.899	9 29	SMT1	3:49.410	3:49.410 (8)
10 139 O.GONZALEZ	1:01.117	43 C.BATES	1:49.314	16 C.JOLLY	59.506	10 16	WT3	3:50.479	3:51.327 (10)
11 16 C.JOLLY	1:01.579	16 C.JOLLY	1:49.394	139 O.GONZALEZ	1:00.791	11 139	SMT4	3:53.534	3:54.934 (11)
12 29 K.AHLERS	1:01.793	139 O.GONZALEZ	1:51.626	19 R.EMMERLING	1:02.489	12 3	SMT5	3:58.212	4:01.697 (12)
13 19 R.EMMERLING	1:03.300	3 P.UGO	1:54.665	3 P.UGO	1:02.643	13 43	WT1	4:01.162	4:02.059 (13)
14 36 E.STAES	1:04.521	36 E.STAES	1:55.914	43 C.BATES	1:02.684	14 19	SMT1	4:02.546	4:03.434 (14)
15 309 T.DE GRES	1:08.085	19 R.EMMERLING	1:56.757	36 E.STAES	1:04.716	15 36	SMT4	4:05.151	4:06.592 (15)
16 43 C.BATES	1:09.164	309 T.DE GRES	2:00.008	309 T.DE GRES	1:06.749	16 309	SMT4	4:14.842	4:21.187 (16)




## 9-RAC Woodcote Trophy & Stirling Moss

### SPA SIX HOURS

#### Race

#### Best Top Speed

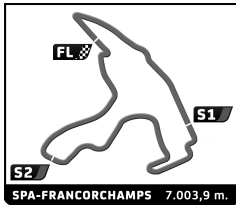
Team	Car	Class	Top Speed	Top 1		Top 2		Top 3		Top 4		Top 5		
				Kph	Lap	Kph	Lap	Kph	Lap	Kph	Lap	Kph	Lap	Avg
144	JAGUAR D-type	WT4a	G. POCHCIOL	180.9	9	180.9	7	179.1	8	175.9	3	174.8	4	178.3
70	LOTUS 17	SMT4	B. MITCHELL	178.8	9	177.0	11	173.9	15	172.5	12	171.2	17	174.7
152	LISTER JAGUAR Knobbly	SMT6	N. ....	178.8	12	177.3	10	171.2	8	169.8	13	169.3	15	173.3
24	LOTUS XV	SMT5	R. WILLS	177.3	10	171.4	9	168.0	17	166.9	15	166.7	8	170.1
141	JAGUAR D-type	WT4a	L. HALUSA	177.0	6	174.5	17	172.8	4	172.2	7	169.0	3	173.1
125	LOTUS XI	SMT4	D. RICHARDS	175.9	3	166.4	7	161.7	4	160.5	14	158.4	2	164.6
20	JAGUAR C-type	WT4	R. FRIEDRICH	170.6	2	169.5	6	168.7	3	168.5	17	166.7	8	168.8
11	LOTUS XI	SMT4	M. PAUL	160.0	2	159.5	9	155.8	10	153.4	8	152.1	3	156.2
139	LOTUS XI	SMT4	O. GONZALEZ	155.6	5	155.4	7	154.7	15	154.5	4	152.3	2	154.5
36	LOTUS XI	SMT4	E. STAES	152.1	7	147.5	15	143.4	2	142.9	14	140.3	10	145.2
29	LOLA Mk1 Prototype	SMT1	K. AHLERS	151.0	2	145.4	7	143.6	3	143.4	5	142.1	4	145.1
16	ASTON MARTIN DB2	WT3	C. JOLLY	149.8	9	149.8	5	148.8	7	148.1	2	146.5	6	148.6
3	COOPER Monaco T49	SMT5	P. UGO	149.2	2	145.6	8	144.8	13	144.4	4	142.1	10	145.2
19	ELVA MkV	SMT1	R. EMMERLING	142.7	15	140.4	11	140.1	14	137.1	2	135.0	6	139.1
43	JOWETT Jupiter	WT1	C. BATES	138.3	4	137.8	2	136.4	6	136.2	3	135.8	5	136.9
309	LOTUS XI S2 Le Mans	SMT4	T. DE GRES	126.8	7	126.3	2	125.0	9	124.4	8	123.7	6	125.2
15	LOTUS XV	SMT5												



## 9-RAC Woodcote Trophy & Stirling Moss SPA SIX HOURS Race

### Leader Sequence by Class


No	Team	Car	Start Lap	End Lap	Laps	Total Laps
<b>SMT1</b>						
29		LOLA Mk1 Prototype	1	16	16	16
<b>SMT4</b>						
125		LOTUS XI	1	4	4	4
70		LOTUS 17	5	8	4	4
125		LOTUS XI	9	9	1	5
70		LOTUS 17	10	17	8	12
<b>SMT5</b>						
24		LOTUS XV	1	17	17	17
<b>SMT6</b>						
152		LISTER JAGUAR Knobby	1	17	17	17
<b>WT1</b>						
43		JOWETT Jupiter	1	15	15	15
<b>WT3</b>						
16		ASTON MARTIN DB2	1	15	15	15
<b>WT4</b>						
20		JAGUAR C-type	1	17	17	17
<b>WT4a</b>						
141		JAGUAR D-type	1	8	8	8
144		JAGUAR D-type	9	9	1	1
141		JAGUAR D-type	10	17	8	16



## 9-RAC Woodcote Trophy & Stirling Moss SPA SIX HOURS Race

### Fastest Lap Sequence

Elapsed	No Team	Car	Class	Driver	Time	Kph	Lap
6:56.833	24	LOTUS XV	SMT5	Roger WILLS	3:29.184	120.5	2
33:37.594	152	LISTER JAGUAR Knobbly	SMT6	Nigel GREENSALL	3:26.879	121.9	2




# 9-RAC Woodcote Trophy & Stirling Moss SPA SIX HOURS

## Race

## Analysis by lap

Lapped

No	Lap Time	Gap	No	Lap Time	Gap	No	Lap Time	Gap	No	Lap Time	Gap	No	Lap Time	Gap			
<b>Lap 1</b>			141	3:30.120	7.418	70	3:45.309	1:36.320	<b>Lap 11</b>			19	4:07.428	2 Laps			
24	3:27.649	0.000	152	3:35.988	17.855	125	3:48.982	1:45.342	24	3:33.714		20	3:50.853	1:53.274	70	3:48.935	2:11.912
152	3:35.921	8.272	144	3:43.360	44.552	309	4:34.244	1 Lap	141	3:34.235	20.696	139	4:13.114	1 Lap	16	4:10.141	1 Lap
141	3:36.224	8.575	20	3:43.047	50.287	139	3:58.904	2:57.231	152	3:27.675	25.972	144	4:03.761	3:18.530			
125	3:43.520	15.871	125	3:45.876	58.509	29	4:06.365	3:02.199	29	3:55.560	1 Lap						
144	3:44.519	16.870	70	3:45.286	59.443	16	3:51.327	3:07.257	19	4:08.508	2 Laps						
11	3:45.371	17.722	29	4:06.223	1:38.791				309	4:30.359	2 Laps						
20	3:46.299	18.650	139	3:56.785	1:42.237	<b>Lap 8</b>			16	5:51.974	1 Lap						
70	3:50.515	22.866	16	3:58.232	2:04.611	24	3:30.313		139	4:19.491	1 Lap	24	3:36.898				
29	3:52.408	24.759	3	4:01.697	2:11.163	141	3:40.388	5.767	20	3:45.243	1:56.686	141	3:34.934	8.046			
139	3:57.464	29.815	43	4:03.330	2:17.801	43	4:12.173	1 Lap	70	3:34.633	2:15.446	152	3:32.199	1 Lap			
3	4:05.490	37.841	36	4:07.753	2:43.311	144	3:36.243	1:05.026	144	3:56.241	2:24.384	125	3:55.274	1 Lap			
16	4:08.010	40.361	19	4:21.363	3:23.195	11	3:50.940	1 Lap	3	4:20.935	1 Lap	3	4:21.754	2 Laps			
43	4:10.810	43.161	<b>Lap 5</b>			20	3:46.119	1:22.135	125	4:00.352	3:22.473	36	4:23.824	2 Laps			
19	4:18.717	51.068	24	3:35.469		152	4:53.249	1:55.082	36	4:24.876	1 Lap	29	3:55.769	1 Lap			
36	4:20.445	52.796	141	3:31.438	3.387	70	3:59.282	2:00.981				309	5:52.749	3 Laps			
309	4:25.823	58.174	152	3:33.894	16.280	125	3:52.224	2:02.945	<b>Lap 12</b>			20	3:46.497	2:02.873			
<b>Lap 2</b>			309	4:29.686	1 Lap	3	5:35.993	1 Lap	24	3:36.883		19	4:09.948	2 Laps			
24	3:29.184		11	3:52.053	1 Lap	19	4:30.611	1 Lap	43	4:31.478	2 Laps	70	3:34.001	2:09.015			
141	3:32.464	11.855	144	3:41.034	50.117	36	5:26.036	1 Lap	152	3:29.197	18.286	43	4:30.665	2 Laps			
152	3:34.432	13.520	20	3:40.903	55.721	16	3:53.038	3:25.674	141	3:35.431	19.244	139	4:08.080	1 Lap			
144	3:37.571	25.257	70	3:47.164	1:11.138	139	4:12.450	3:35.060	29	3:54.735	1 Lap	16	4:06.081	1 Lap			
20	3:40.995	30.461	125	3:48.617	1:11.657	<b>Lap 9</b>			19	4:08.007	2 Laps						
125	3:44.080	30.767	29	3:57.678	2:01.000	24	3:35.779		139	4:11.393	1 Lap	24	3:39.192				
70	3:44.369	38.051	139	3:57.781	2:04.549	309	5:38.901	2 Laps	11	8:22.664	2 Laps	152	3:30.725	1 Lap			
29	3:49.410	44.985	16	3:55.983	2:25.125	29	5:10.093	1 Lap	20	3:48.305	2:08.108	144	4:00.149	1 Lap			
139	3:54.934	55.565	43	4:03.156	2:45.488	144	3:40.834	1:10.081	16	4:21.145	1 Lap	141	3:35.177	4.031			
16	3:58.615	1:09.792	3	4:10.147	2:45.841	141	4:58.505	1:28.493	70	3:33.888	2:12.451	125	3:58.015	1 Lap			
3	4:02.709	1:11.366	36	4:09.958	3:17.800	11	3:53.436	1 Lap	309	4:42.132	2 Laps	3	4:28.053	2 Laps			
43	4:02.059	1:16.036	<b>Lap 6</b>			152	3:26.879	1:46.182	144	3:56.389	2:43.890	29	3:54.510	1 Lap			
36	4:06.592	1:30.204	141	3:30.321		125	3:57.822	2:24.988	<b>Lap 13</b>			70	3:35.250	2:05.073			
19	4:18.016	1:39.900	20	4:56.435	2:42.791	20	4:56.435	2:42.791	24	3:36.560		20	3:47.650	2:11.331			
309	4:21.187	1:50.177	3	4:15.341	1 Lap	3	4:15.341	1 Lap	3	4:17.052	2 Laps	36	4:19.510	2 Laps			
11	6:18.543	3:07.081	36	4:15.079	1 Lap	43	6:13.803	1 Lap	125	4:00.548	1 Lap	309	4:35.025	3 Laps			
<b>Lap 3</b>			43	6:13.803	1 Lap	70	4:54.914	3:20.116	141	3:34.350	17.034	19	4:05.875	2 Laps			
24	3:30.757		16	4:01.032	3:50.927	16	4:01.032	3:50.927	36	4:23.331	2 Laps	43	4:24.820	2 Laps			
141	3:30.939	12.037	<b>Lap 7</b>			<b>Lap 10</b>			70	3:33.888	2:12.451	139	4:06.369	1 Lap			
152	3:33.843	16.606	141	3:30.321		24	4:42.450	<b>Lap 11</b>			152	3:32.527	3:34.419				
144	3:41.431	35.931	24	3:35.124	1.416	19	6:12.000	2 Laps	24	3:36.560							
20	3:42.275	41.979	152	3:36.711	19.283	29	3:55.510	1 Lap	3	4:17.052	2 Laps	24	3:36.217				
125	3:47.362	47.372	19	4:19.291	1 Lap	141	3:34.132	20.175	125	4:00.548	1 Lap	16	4:05.030	2 Laps			
70	3:41.602	48.896	11	3:50.532	1 Lap	43	4:30.411	2 Laps	141	3:34.350	17.034	141	3:34.057	1.871			
29	3:53.079	1:07.307	144	3:40.097	56.506	152	3:28.279	32.011	36	4:23.331	2 Laps	144	4:12.980	1 Lap			
139	3:55.383	1:20.191	20	3:38.933	1:00.946	139	5:24.818	1 Lap	43	4:30.654	2 Laps	125	3:57.219	1 Lap			
16	4:02.083	1:41.118	309	4:29.266	1 Lap	11	3:59.974	1 Lap	29	3:56.985	1 Lap	70	3:35.680	2:04.536			
3	4:03.596	1:44.205	70	3:43.087	1:20.517	20	3:44.816	1:45.157	19	4:09.569	2 Laps	29	3:51.937	1 Lap			
43	4:03.931	1:49.210	125	3:47.917	1:25.866	144	5:34.226	2:01.857	20	3:49.474	2:21.022	20	3:45.551	2:20.665			
36	4:10.850	2:10.297	29	3:58.048	2:25.340	70	3:36.861	2:14.527	139	4:15.300	1 Lap	3	4:13.712	2 Laps			
19	4:27.428	2:36.571	139	3:56.992	2:27.833	3	4:14.053	1 Lap	70	4:05.687	2:41.578	36	4:22.202	2 Laps			
309	4:29.539	2:48.959	16	3:54.019	2:45.436	36	4:17.336	1 Lap	16	4:16.479	1 Lap	19	4:03.434	2 Laps			
<b>Lap 4</b>			43	4:12.124	3:23.904	43	4:26.123	1 Lap	144	4:26.040	3:33.370	152	3:35.964	3:34.166			
24	3:34.739		<b>Lap 8</b>			125	5:13.297	2:55.835	309	4:51.929	2 Laps	309	4:38.049	3 Laps			
11	4:02.005	1 Lap	141	3:29.506					24	4:18.601		43	4:27.310	2 Laps			
			3	4:19.487	1 Lap				125	4:18.666	1 Lap	139	4:12.901	1 Lap			
			24	3:32.398	4.308				3	4:22.820	2 Laps						
			152	3:46.677	36.454				141	4:11.577	10.010						
			36	4:22.904	1 Lap				152	7:51.933	1 Lap						
			11	3:52.314	1 Lap				36	4:23.941	2 Laps						
			144	3:36.404	1:03.404				43	4:28.828	2 Laps						
			20	3:39.197	1:10.637				29	4:22.516	1 Lap						
			19	4:14.626	1 Lap												



# 9-RAC Woodcote Trophy & Stirling Moss SPA SIX HOURS Race

## Sector Analysis

— Invalidated Lap   ■ Personal Best   ■ Session Best   ■ Crossing the pit lane

Lap	D	Time	Sector 1	Sector 2	Sector 3	T.Spd	Elapsed	Lap	D	Time	Sector 1	Sector 2	Sector 3	T.Spd	Elapsed
-----	---	------	----------	----------	----------	-------	---------	-----	---	------	----------	----------	----------	-------	---------


3								COOPER Monaco T49							
1.Paul UGO								SMT5							
2.Robi BERNBERG															
1	1	4:05.490	1:08.182	1:54.665	1:02.643		4:05.490	2	1	4:18.016	1:06.826	2:03.653	1:07.537	137.1	8:36.733
2	1	4:02.709	1:00.904	1:56.690	1:05.115	149.2	8:08.199	3	1	4:27.428	1:09.869	2:07.472	1:10.087	110.9	13:04.161
3	1	4:03.596	1:04.259	1:54.794	1:04.543	140.4	12:11.795	4	1	4:21.363	1:08.345	2:05.600	1:07.418	125.7	17:25.524
4	1	4:01.697	1:03.185	1:55.333	1:03.179	144.4	16:13.492	5	1	4:19.291	1:08.144	2:05.402	1:05.745	131.5	21:44.815
5	1	4:10.147	1:04.259	1:58.608	1:07.280	131.4	20:23.639	6	1	4:14.626	1:06.805	2:01.840	1:05.981	135.0	25:59.441
6	1	4:19.487	1:05.038	1:59.986	1:14.463	128.6	24:43.126	7	1	4:30.611	1:08.705	2:04.424	1:17.482	131.7	30:30.052
7	2	5:35.993	2:29.823	2:00.219	1:05.951	139.2	30:19.119	8	2	6:12.000	3:10.168	1:56.944	1:04.888	121.6	36:42.052
8	2	4:15.341	1:05.872	2:05.142	1:04.327	145.6	34:34.460	9	2	4:08.508	1:05.149	1:59.576	1:03.783	129.8	40:50.560
9	2	4:14.053	1:07.916	1:59.430	1:06.707	126.9	38:48.513	10	2	4:08.007	1:06.005	1:57.064	1:04.938	125.1	44:58.567
10	2	4:20.935	1:09.045	2:04.789	1:07.101	142.1	43:09.448	11	2	4:09.569	1:05.529	1:58.625	1:05.415	140.4	49:08.136
11	2	4:17.052	1:08.960	2:02.184	1:05.908	141.7	47:26.500	12	2	4:07.428	1:05.335	1:58.984	1:03.109	134.2	53:15.564
12	2	4:22.820	1:14.224	2:03.339	1:05.257	135.3	51:49.320	13	2	4:09.948	1:05.499	1:58.777	1:05.672	121.3	57:25.512
13	2	4:21.754	1:09.971	2:01.374	1:10.409	144.8	56:11.074	14	2	4:05.875	1:03.300	1:59.791	1:02.784	140.1	1:01:31.387
14	2	4:28.053	1:08.582	2:13.035	1:06.436	136.5	1:00:39.127	15	2	4:03.434	1:04.188	1:56.757	1:02.489	142.7	1:05:34.821
15	2	4:13.712	1:07.311	2:00.063	1:06.338	136.9	1:04:52.839								

11								JAGUAR C-type							
1.Malcolm PAUL								WT4							
2.Richard BOURNE															
1	1	3:45.371	1:00.264	1:46.349	58.758		3:45.371	1	1	3:46.299	1:00.400	1:48.831	57.068		3:46.299
2	1	6:18.543	59.712	4:16.912	1:01.919	160.0	10:03.914	2	1	3:40.995	58.689	1:46.384	55.922	170.6	7:27.294
3	1	4:02.005	1:03.520	1:59.476	59.009	152.1	14:05.919	3	1	3:42.275	57.184	1:47.514	57.577	168.7	11:09.569
4	1	3:52.053	1:01.362	1:49.897	1:00.794	146.3	17:57.972	4	1	3:43.047	58.134	1:47.959	56.954	165.1	14:52.616
5	1	3:50.532	1:02.148	1:49.917	58.467	143.0	21:48.504	5	1	3:40.903	57.482	1:47.228	56.193	163.9	18:33.519
6	1	3:52.314	1:01.321	1:50.335	1:00.658	146.3	25:40.818	6	1	3:38.933	57.007	1:45.810	56.116	169.5	22:12.452
7	1	3:50.940	1:01.881	1:49.322	59.737	151.9	29:31.758	7	1	3:39.197	56.667	1:45.657	56.873	165.1	25:51.649
8	1	3:53.436	1:02.267	1:51.002	1:00.167	153.4	33:25.194	8	1	3:46.119	57.112	1:45.746	1:03.261	166.7	29:37.768
9	1	3:59.974	1:01.770	1:51.056	1:07.148	159.5	37:25.168	9	1	4:56.435	2:11.439	1:48.260	56.736	156.5	34:34.203
10	2	8:22.664	2:17.043	4:49.612	1:16.009	155.8	45:47.832	10	1	3:44.816	58.223	1:49.574	57.019	157.4	38:19.019
								11	1	3:45.243	58.479	1:49.306	57.458	166.4	42:04.262
								12	1	3:48.305	59.094	1:51.434	57.777	162.4	45:52.567
								13	1	3:49.474	59.189	1:51.735	58.550	161.2	49:42.041
								14	1	3:50.853	1:01.129	1:51.692	58.032	158.8	53:32.894
								15	1	3:46.497	58.796	1:49.080	58.621	159.5	57:19.391
								16	1	3:47.650	59.465	1:49.514	58.671	159.1	1:01:07.041
								17	1	3:45.551	58.860	1:49.646	57.045	168.5	1:04:52.592

16								ASTON MARTIN DB2							
1.Christopher JOLLY								WT3							
2.Steve FARTHING															
1	1	4:08.010	1:11.253	1:54.649	1:02.108		4:08.010	1	1	3:27.649	53.736	1:40.918	52.995		3:27.649
2	1	3:58.615	1:02.862	1:52.967	1:02.786	148.1	8:06.625	2	1	3:29.184	54.616	1:41.132	53.436	165.1	6:56.833
3	1	4:02.083	1:03.862	1:55.024	1:03.197	145.6	12:08.708	3	1	3:30.757	54.793	1:42.024	53.940	159.1	10:27.590
4	1	3:58.232	1:03.399	1:53.295	1:01.538	138.3	16:06.940	4	1	3:34.739	55.677	1:44.227	54.835	149.4	14:02.329
5	1	3:55.983	1:02.184	1:51.946	1:01.853	149.8	20:02.923	5	1	3:35.469	57.001	1:42.954	55.514	153.4	17:37.798
6	1	3:54.019	1:02.889	1:51.056	1:00.074	146.5	23:56.942	6	1	3:35.124	56.625	1:43.576	54.923	154.7	21:12.922
7	1	3:51.327	1:01.579	1:50.242	59.506	148.8	27:48.269	7	1	3:32.398	56.062	1:42.865	53.471	153.0	24:45.320
8	1	3:53.038	1:02.129	1:49.394	1:01.515	139.2	31:41.307	8	1	3:30.313	55.026	1:41.423	53.864	166.7	28:15.633
9	1	4:01.032	1:01.734	1:51.382	1:07.916	149.8	35:42.339	9	1	3:35.779	55.183	1:40.758	59.838	171.4	31:51.412
10	2	5:51.974	2:35.843	2:05.903	1:10.228	129.0	41:34.313	10	1	4:42.450	2:07.896	1:40.845	53.709	177.3	36:33.862
11	2	4:21.145	1:09.583	2:03.653	1:07.909	118.8	45:55.458	11	1	3:33.714	56.288	1:42.813	54.613	154.5	40:07.576
12	2	4:16.479	1:07.498	2:02.217	1:06.764	132.5	50:11.937	12	1	3:36.883	55.949	1:45.676	55.258	165.9	43:44.459
13	2	4:10.141	1:06.517	1:58.641	1:04.983	139.4	54:22.078	13	1	3:36.560	56.958	1:44.358	55.244	161.7	47:21.019
14	2	4:06.081	1:04.804	1:56.587	1:04.690	145.0	58:28.159	14	1	4:18.601	1:10.646	2:06.847	1:01.108	100.7	51:39.620
15	2	4:05.030	1:04.560	1:57.136	1:03.334	140.8	1:02:33.189	15	1	3:36.898	55.804	1:45.860	55.234	166.9	55:16.518

19								LOTUS XV							
1.Florian Nicolai BRANDT								SMT5							
2.Ralf EMMERLING															
1	1	4:18.717	1:12.910	2:00.916	1:04.891		4:18.717	1	1	3:39.192	55.728	1:47.161	56.303	165.9	58:55.710
								16	1	3:39.192	55.728	1:47.161	56.303	165.9	58:55.710
								17	1	3:36.217	55.810	1:44.061	56.346	168.0	1:02:31.927






# 9-RAC Woodcote Trophy & Stirling Moss SPA SIX HOURS Race

## Sector Analysis

— Invalidated Lap    ■ Personal Best    ■ Session Best    B Crossing the pit lane

Lap	D	Time	Sector 1	Sector 2	Sector 3	T.Spd	Elapsed	Lap	D	Time	Sector 1	Sector 2	Sector 3	T.Spd	Elapsed
<b>29</b> 1.Keith AHLERS 2.James BELLINGER LOLA Mk1 Prototype SMT1								<b>70</b> 1.Dion KREMER 2.Ben MITCHELL LOTUS 17 SMT4							
1	1	3:52.408	1:04.104	1:48.826	59.478		3:52.408	15	2	4:27.310	1:14.270	2:04.424	1:08.616	133.7	1:06:21.264
2	1	<b>3:49.410</b>	<b>1:01.793</b>	<b>1:48.718</b>	<b>58.899</b>	151.0	7:41.818	1	1	3:50.515	1:03.387	1:47.147	59.981		3:50.515
3	1	3:53.079	1:03.155	1:50.320	59.604	143.6	11:34.897	2	1	3:44.369	1:00.260	1:45.557	58.552	146.7	7:34.884
4	1	4:06.223	1:03.150	2:03.009	1:00.064	142.1	15:41.120	3	1	3:41.602	59.746	1:44.320	57.536	155.2	11:16.486
5	1	3:57.678	1:03.297	1:53.797	1:00.584	143.4	19:38.798	4	1	3:45.286	59.390	1:45.969	59.927	162.9	15:01.772
6	1	3:58.048	1:03.404	1:52.771	1:01.873	141.4	23:36.846	5	1	3:47.164	1:00.463	1:47.467	59.234	145.4	18:48.936
7	1	4:06.365	B 1:02.613	1:53.358	1:10.394	145.4	27:43.211	6	1	3:43.087	59.416	1:45.974	57.697	156.7	22:32.023
8	2	5:10.093					32:53.304	7	1	3:45.309	1:00.629	1:46.679	58.001	152.3	26:17.332
9	2	3:55.510					36:48.814	8	1	3:59.282	B 1:00.540	1:50.120	1:08.622	153.0	30:16.614
10	2	3:55.560					40:44.374	9	2	4:54.914	2:18.639	1:41.436	54.839	178.8	35:11.528
11	2	3:54.735					44:39.109	10	2	3:36.861	58.726	1:42.484	55.651	163.4	38:48.389
12	2	3:56.985					48:36.094	11	2	3:34.633	58.227	1:41.928	<b>54.478</b>	177.0	42:23.022
13	2	4:22.516					52:58.610	12	2	<b>3:33.888</b>	<b>57.106</b>	1:41.102	55.680	172.5	45:56.910
14	2	3:55.769					56:54.379	13	2	4:05.687	57.578	2:00.294	1:07.815	163.4	50:02.597
15	2	3:54.510					1:00:48.889	14	2	3:48.935	1:05.403	1:48.595	54.937	141.0	53:51.532
16	2	3:51.937					1:04:40.826	15	2	3:34.001	57.125	<b>1:40.822</b>	56.054	173.9	57:25.533
<b>36</b> 1.Erik STAES LOTUS XI SMT4								<b>125</b> 1.Dafyd RICHARDS LOTUS XI SMT4							
1	1	4:20.445	1:13.878	2:00.554	1:06.013		4:20.445	1	1	3:43.520	59.447	<b>1:46.176</b>	<b>57.897</b>		3:43.520
2	1	<b>4:06.592</b>	1:04.891	<b>1:55.914</b>	1:05.787	143.4	8:27.037	2	1	<b>3:44.080</b>	58.976	1:46.272	58.832	158.4	7:27.600
3	1	4:10.850	1:06.740	1:59.394	<b>1:04.716</b>	137.4	12:37.887	3	1	3:47.362	59.491	1:48.786	59.085	175.9	11:14.962
4	1	4:07.753	<b>1:04.521</b>	1:58.106	1:05.126	138.1	16:45.640	4	1	3:45.876	58.964	1:47.400	59.512	161.7	15:00.838
5	1	4:09.958	1:06.314	1:58.206	1:05.438	138.5	20:55.598	5	1	3:48.617	1:00.325	1:47.915	1:00.377	149.4	18:49.455
6	1	4:22.904	B 1:05.872	1:57.779	1:19.253	138.3	25:18.502	6	1	3:47.917	59.913	1:49.084	58.920	153.4	22:37.372
7	1	5:26.036	2:24.136	1:56.673	1:05.227	152.1	30:44.538	7	1	3:48.982	59.944	1:49.414	59.624	166.4	26:26.354
8	1	4:15.079	1:07.854	2:00.397	1:06.828	131.5	34:59.617	8	1	3:52.224	1:00.017	1:48.774	1:03.433	156.3	30:18.578
9	1	4:17.336	1:08.816	2:01.673	1:06.847	138.6	39:16.953	9	1	3:57.822	B 1:00.710	1:49.469	1:07.643	144.0	34:16.400
10	1	4:24.876	1:08.873	2:08.097	1:07.906	140.3	43:41.829	10	1	5:13.297	2:18.457	1:52.885	1:01.955	153.4	39:29.697
11	1	4:23.331	1:10.207	2:05.330	1:07.794	137.1	48:05.160	11	1	4:00.352	1:01.428	1:56.314	1:02.610	147.5	43:30.049
12	1	4:23.941	1:11.136	2:05.215	1:07.590	137.1	52:29.101	12	1	4:00.548	1:02.609	1:56.062	1:01.877	142.3	47:30.597
13	1	4:23.824	1:09.370	2:04.227	1:10.227	130.9	56:52.925	13	1	4:18.666	1:10.928	2:03.070	1:04.668	136.2	51:49.263
14	1	4:19.510	1:09.100	2:02.485	1:07.925	142.9	1:01:12.435	14	1	3:55.274	1:01.518	1:52.446	1:01.310	160.5	55:44.537
15	1	4:22.202	1:08.803	2:05.535	1:07.864	147.5	1:05:34.637	15	1	3:58.015	1:02.961	1:53.165	1:01.889	157.2	59:42.552
<b>43</b> 1.Chris BATES 2.Scott RENNER JOWETT Jupiter WT1								<b>139</b> 1.Olivier GONZALEZ LOTUS XI SMT4							
1	1	4:10.810	1:17.616	1:50.510	<b>1:02.684</b>		4:10.810	1	1	3:57.464	1:05.047	<b>1:51.626</b>	<b>1:00.791</b>		3:57.464
2	1	<b>4:02.059</b>	<b>1:09.164</b>	1:49.931	1:02.964	137.8	8:12.869	2	1	<b>3:54.934</b>	<b>1:01.117</b>	1:52.997	1:00.820	152.3	7:52.398
3	1	4:03.931	1:09.761	1:51.208	1:02.962	136.2	12:16.800	3	1	3:55.383	1:01.119	1:52.662	1:01.602	150.2	11:47.781
4	1	4:03.330	1:09.429	1:50.642	1:03.259	138.3	16:20.130	4	1	3:56.785	1:01.219	1:54.009	1:01.557	154.5	15:44.566
5	1	4:03.156	1:09.865	<b>1:49.314</b>	1:03.977	135.8	20:23.286	5	1	3:57.781	1:01.966	1:53.850	1:01.965	155.6	19:42.347
6	1	4:12.124	1:10.068	1:55.708	1:06.348	136.4	24:35.410	6	1	3:56.992	1:01.631	1:53.939	1:01.422	145.2	23:39.339
7	1	4:12.173	B 1:10.871	1:51.486	1:09.816	131.9	28:47.583	7	1	3:58.904	1:02.037	1:55.144	1:01.723	155.4	27:38.243
8	2	6:13.803	3:02.078	2:01.147	1:10.578	130.6	35:01.386	8	1	4:12.450	B 1:01.779	1:56.443	1:14.228	145.0	31:50.693
9	2	4:26.123	1:14.974	2:03.279	1:07.870	127.8	39:27.509	9	1	5:24.818	2:19.923	1:57.669	1:07.226	150.6	37:15.511
10	2	4:31.478	1:15.254	2:06.902	1:09.322	123.1	43:58.987	10	1	4:19.491	1:05.837	2:03.387	1:10.267	141.2	41:35.002
11	2	4:30.654	1:15.281	2:06.069	1:09.304	118.0	48:29.641	11	1	4:11.393	1:04.417	2:00.425	1:06.551	150.8	45:46.395
12	2	4:28.828	1:15.429	2:05.339	1:08.060	118.6	52:58.469								
13	2	4:30.665	1:14.317	2:03.881	1:12.467	128.3	57:29.134								
14	2	4:24.820	1:14.834	2:01.857	1:08.129	125.7	1:01:53.954								





# 9-RAC Woodcote Trophy & Stirling Moss SPA SIX HOURS Race

## Sector Analysis

— Invalidated Lap    ■ Personal Best    ■ Session Best    B Crossing the pit lane

Lap	D	Time	Sector 1	Sector 2	Sector 3	T.Sp	Elapsed	Lap	D	Time	Sector 1	Sector 2	Sector 3	T.Sp	Elapsed
12	1	4:15.300	1:04.550	2:03.094	1:07.656	141.7	50:01.695	8	2	4:53.249	2:15.144	1:42.756	55.349	171.2	30:10.715
13	1	4:13.114	1:05.776	2:00.070	1:07.268	146.9	54:14.809	9	2	<b>3:26.879</b>	54.307	<b>1:40.221</b>	<b>52.351</b>	169.0	33:37.594
14	1	4:08.080	1:05.646	1:58.348	1:04.086	145.4	58:22.889	10	2	3:28.279	53.365	1:41.296	53.618	177.3	37:05.873
15	1	4:06.369	1:03.858	1:58.001	1:04.510	154.7	1:02:29.258	11	2	3:27.675	53.729	1:40.540	53.406	167.4	40:33.548
16	1	4:12.901	1:07.926	1:58.742	1:06.233	143.8	1:06:42.159	12	2	3:29.197	<b>53.245</b>	1:41.669	54.283	178.8	44:02.745

**141** 1.Lukas HALUSA JAGUAR D-type WT4a

1	1	3:36.224	58.829	1:41.926	55.469		3:36.224
2	1	3:32.464	57.114	1:40.910	54.440	160.5	7:08.688
3	1	3:30.939	56.171	1:39.726	55.042	169.0	10:39.627
4	1	3:30.120	55.766	1:39.546	54.808	172.8	14:09.747
5	1	3:31.438	56.636	1:39.799	55.003	168.2	17:41.185
6	1	3:30.321	<b>55.452</b>	1:40.633	54.236	177.0	21:11.506
7	1	<b>3:29.506</b>	56.146	<b>1:39.393</b>	<b>53.967</b>	172.2	24:41.012
8	1	3:40.388 B	55.884	1:43.410	1:01.094	164.1	28:21.400
9	1	4:58.505	2:11.161	1:52.201	55.143	166.7	33:19.905
10	1	3:34.132	56.426	1:41.952	55.754	166.4	36:54.037
11	1	3:34.235	57.032	1:42.683	54.520	157.7	40:28.272
12	1	3:35.431	56.738	1:42.336	56.357	166.2	44:03.703
13	1	3:34.350	56.662	1:42.784	54.904	157.0	47:38.053
14	1	4:11.577	1:04.987	2:02.136	1:04.454	135.0	51:49.630
15	1	3:34.934	57.982	1:42.594	54.358	163.4	55:24.564
16	1	3:35.177	57.363	1:42.781	55.033	153.2	58:59.741
17	1	3:34.057	56.339	1:43.205	54.513	174.5	1:02:33.798

**144** 1.George POCHCIOL JAGUAR D-type WT4a  
2.James HANSON


1	1	3:44.519	1:01.032	1:45.861	57.626		3:44.519
2	1	3:37.571	57.973	1:42.695	56.903	167.2	7:22.090
3	1	3:41.431	58.762	1:44.359	58.310	175.9	11:03.521
4	1	3:43.360	58.380	1:46.259	58.721	174.8	14:46.881
5	1	3:41.034	58.393	1:44.617	58.024	174.2	18:27.915
6	1	3:40.097	58.016	1:43.805	58.276	172.2	22:08.012
7	1	3:36.404	<b>57.337</b>	1:42.728	56.339	180.9	25:44.416
8	1	<b>3:36.243</b>	57.345	1:43.529	<b>55.369</b>	179.1	29:20.659
9	1	3:40.834 B	57.379	<b>1:41.215</b>	1:02.240	180.9	33:01.493
10	2	5:34.226	2:38.765	1:53.909	1:01.552	137.4	38:35.719
11	2	3:56.241	1:00.983	1:53.799	1:01.459	141.2	42:31.960
12	2	3:56.389	1:00.703	1:53.484	1:02.202	153.2	46:28.349
13	2	4:26.040	1:01.122	2:13.271	1:11.647	135.3	50:54.389
14	2	4:03.761	1:05.182	1:56.317	1:02.262	137.4	54:58.150
15	2	4:00.149	1:00.880	1:56.375	1:02.894	161.0	58:58.299
16	2	4:12.980	1:01.988	2:04.542	1:06.450	147.1	1:03:11.279

**152** 1.John SPIERS LISTER JAGUAR Knobbly SMT6  
2.Nigel GREENSALL

1	1	3:35.921	57.002	1:43.489	55.430		3:35.921
2	1	3:34.432	55.795	1:43.499	55.138	153.6	7:10.353
3	1	3:33.843	55.087	1:43.468	55.288	164.6	10:44.196
4	1	3:35.988	55.093	1:44.718	56.177	161.2	14:20.184
5	1	3:33.894	55.422	1:43.355	55.117	156.7	17:54.078
6	1	3:36.711	56.663	1:44.701	55.347	148.1	21:30.789
7	1	3:46.677 B	55.577	1:43.925	1:07.175	163.4	25:17.466

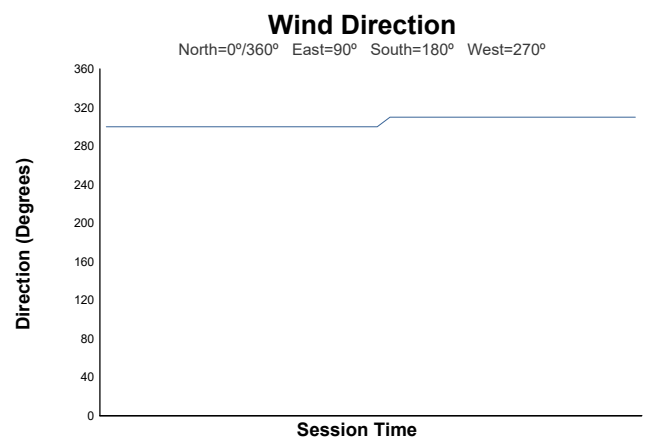
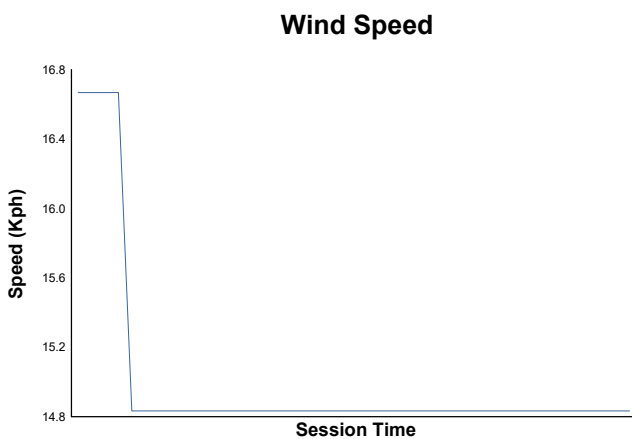
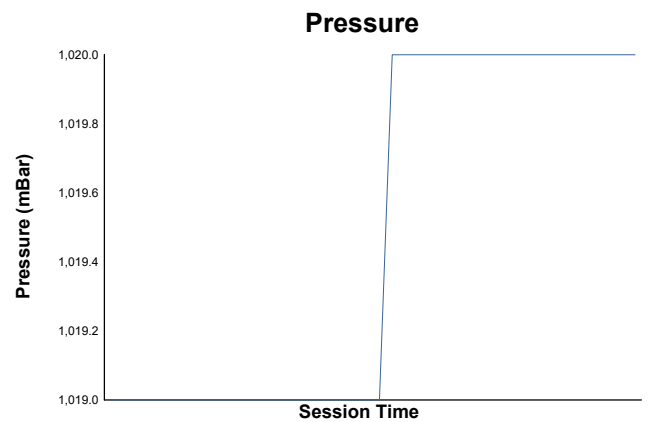
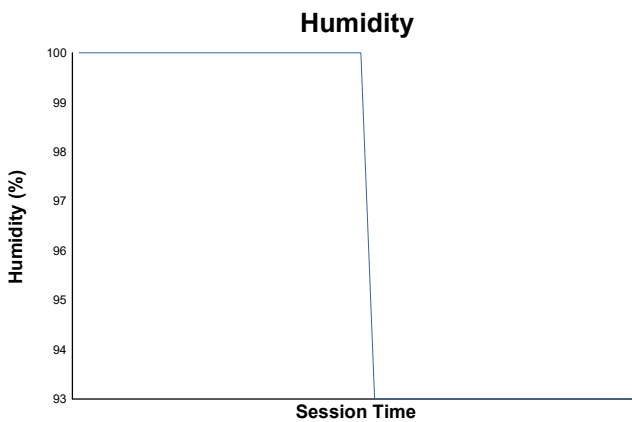
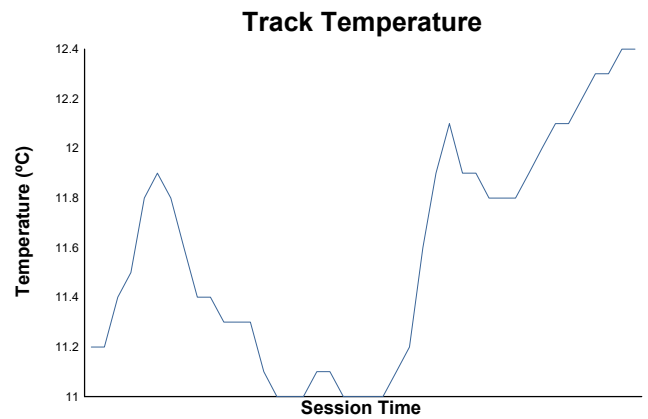
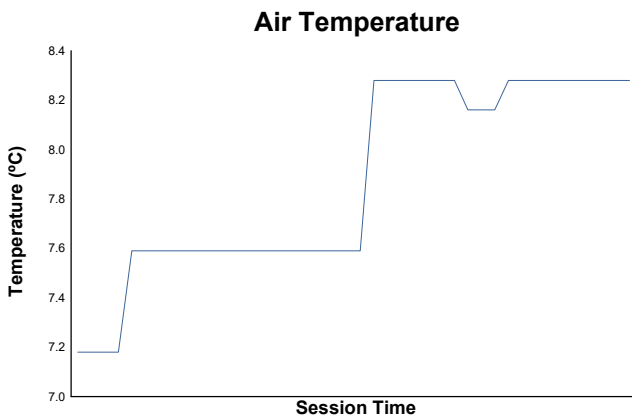
**309** 1.Tom DE GRES LOTUS XI S2 Le Mans SMT4

1	1	4:25.823	1:19.066	<b>2:00.008</b>	<b>1:06.749</b>		4:25.823
2	1	<b>4:21.187</b>	<b>1:08.085</b>	2:02.574	1:10.528	126.3	8:47.010
3	1	4:29.539	1:13.767	2:07.474	1:08.298	111.5	13:16.549
4	1	4:29.686	1:12.246	2:06.971	1:10.469	115.6	17:46.235
5	1	4:29.266	1:14.647	2:04.420	1:10.199	111.5	22:15.501
6	1	4:34.244 B	1:10.911	2:04.589	1:18.744	123.7	26:49.745
7	1	5:38.901	2:27.466	2:03.990	1:07.445	126.8	32:28.646
8	1	4:30.411	1:14.174	2:07.149	1:09.088	124.4	36:59.057
9	1	4:30.359	1:12.521	2:07.832	1:10.006	125.0	41:29.416
10	1	4:42.132	1:13.737	2:17.070	1:11.325	106.3	46:11.548
11	1	4:51.929 B	1:13.709	2:16.397	1:21.823	117.4	51:03.477
12	1	5:52.749	2:27.490	2:09.437	1:15.822	118.9	56:56.226
13	1	4:35.025	1:12.991	2:12.137	1:09.897	121.5	1:01:31.251
14	1	4:38.049	1:12.664	2:12.697	1:12.688	115.5	1:06:09.300



# 9-RAC Woodcote Trophy & Stirling Moss SPA SIX HOURS Race

## Weather Report



Track Status: **DRY**