



SPA SIX HOURS

11-F2 Classic Interseries
Results Booklet





11-F2 Classic Interseries

SPA SIX HOURS

Free Practice 1

Classification


No Drivers	Team	Car	Cl.	Time	Lap Total	Gap	Kph
1 88 A. KAPADIA		MARCH 762	1	2:52.710	8 8	- -	146.0
2 21 M. WATTS		MARCH 772	1	2:54.504	7 8	+1.794 +1.794	144.5
3 41 T. SMITH		MARCH 74B	3	3:02.613	4 5	+9.903 +8.109	138.1
4 11 M. CHARTERIS		MARCH 782	1	3:02.803	4 7	+10.093 +0.190	137.9
5 F55 M. ROSSI DI MONTELERA		RALT RT3	2	3:03.774	7 7	+11.064 +0.971	137.2
6 F78 A. SMITH		MARCH 783	1	3:05.931	4 6	+13.221 +2.157	135.6
7 F5 T. GOMMENDY		ARGO JM10	2	3:06.446	3 5	+13.736 +0.515	135.2
8 3 C. PORRITT		CHEVRON B40	1	3:06.980	6 7	+14.270 +0.534	134.8
9 F41 C. VAGLIO-GIORS		MARCH 783	1	3:08.008	5 6	+15.298 +1.028	134.1
10 F72 A. HANCOCK		LOLA T670	1	3:08.646	7 7	+15.936 +0.638	133.7
11 71 C. WILLIE		CHEVRON B29	1	3:08.681	5 6	+15.971 +0.035	133.6
12 40 B. MORRIS		MARCH 782	1	3:08.793	5 6	+16.083 +0.112	133.6
13 94 M. WOOD		MARCH 73B	3	3:12.108	6 7	+19.398 +3.315	131.2
14 F35 P. GERBOUT		RALT RT1	1	3:12.517	3 4	+19.807 +0.409	131.0
15 26 . CAR #26				3:12.618	6 6	+19.908 +0.101	130.9
16 F19 R. NALE		RALT RT3	2	3:12.970	6 6	+20.260 +0.352	130.7
17 F28 X. MICHEL		CHEVRON B38	1	3:14.768	5 6	+22.058 +1.798	129.5
18 131 B. BENDER		CROSSLÉ 18F	2	3:15.879	4 6	+23.169 +1.111	128.7
19 23 . CAR #23				3:16.287	6 6	+23.577 +0.408	128.5
20 5 M. GOODYEAR		MARCH 79B	2	3:17.402	6 7	+24.692 +1.115	127.7
21 F44 G. CANDIANI		CHEVRON B38	1	3:18.711	6 7	+26.001 +1.309	126.9
22 24 N. PANCISI		MARCH 722	1	3:20.387	6 6	+27.677 +1.676	125.8
23 19 . CAR #19				3:21.379	5 6	+28.669 +0.992	125.2
24 255 D. HORNUNG		RALT RT3	2	3:23.554	6 7	+30.844 +2.175	123.9
25 64 J. KING		MARCH 712	2	3:23.940	6 6	+31.230 +0.386	123.6
26 F81 D. LEONE		MARCH 783	1	3:24.471	2 3	+31.761 +0.531	123.3
27 31 J. STOKES		BRABHAM BT30	2	3:27.227	6 7	+34.517 +2.756	121.7
28 16 J. CAINE		MARCH 712	2	3:35.640	6 6	+42.930 +8.413	116.9
29 2 P. BONNY		MARTINI MK19/22	1	3:35.788	3 5	+43.078 +0.148	116.8
30 F22 L. VALLERY-MASSON		RALT RT3	2	3:36.127	6 6	+43.417 +0.339	116.7
31 F31 M. COPPINI		RALT RT1	1	3:38.993	3 5	+46.283 +2.866	115.1
32 61 . CAR #61				3:49.397	6 6	+56.687 +10.404	109.9
33 147 L. HANJOUL		ARGO JM1	1	3:54.503	5 6	+1:01.793 +5.106	107.5
34 14 G. AUDI		RALT RT1	1				
35 18 G. ADELMAN		MARCH 732	1				
36 22 L. VALLERY-MASSON		MARCH 77B	1				
37 33 W. KAUFMANN		MARCH 782	1				
38 44 G. CANDIANI		CHEVRON B42	1				
39 62 M. ROSSI DI MONTELERA		MARCH 762	1				
40 F77 L. BAYERS		MARCH 763	1				
41 F93 A. GRASSO		DALLARA 382	2				

Fastest Lap: Lap 8 Alex KAPADIA 2:52.710 146.0 Kph

Published at:

Track Status: **WET**

Race Director Jean-Yves MUNSTERS	Timekeeper Alberto Estébanez
--	--



11-F2 Classic Interseries

SPA SIX HOURS

Free Practice 1


Classification by Class

No Drivers	Team	Car	Time	Lap Total	Gap	Kph
1						
1	88 A. KAPADIA	MARCH 762	2:52.710	8 8		146.0
2	21 M. WATTS	MARCH 772	2:54.504	7 8	+1.794 +1.794	144.5
3	11 M. CHARTERIS	MARCH 782	3:02.803	4 7	+10.093 +8.299	137.9
4	F78 A. SMITH	MARCH 783	3:05.931	4 6	+13.221 +3.128	135.6
5	3 C. PORRITT	CHEVRON B40	3:06.980	6 7	+14.270 +1.049	134.8
6	F41 C. VAGLIO-GIORS	MARCH 783	3:08.008	5 6	+15.298 +1.028	134.1
7	F72 A. HANCOCK	LOLA T670	3:08.646	7 7	+15.936 +0.638	133.7
8	71 C. WILLIE	CHEVRON B29	3:08.681	5 6	+15.971 +0.035	133.6
9	40 B. MORRIS	MARCH 782	3:08.793	5 6	+16.083 +0.112	133.6
10	F35 P. GERBOUT	RALT RT1	3:12.517	3 4	+19.807 +3.724	131.0
11	F28 X. MICHEL	CHEVRON B38	3:14.768	5 6	+22.058 +2.251	129.5
12	F44 G. CANDIANI	CHEVRON B38	3:18.711	6 7	+26.001 +3.943	126.9
13	24 N. PANCISI	MARCH 722	3:20.387	6 6	+27.677 +1.676	125.8
14	F81 D. LEONE	MARCH 783	3:24.471	2 3	+31.761 +4.084	123.3
15	2 P. BONNY	MARTINI MK19/22	3:35.788	3 5	+43.078 +11.317	116.8
16	F31 M. COPPINI	RALT RT1	3:38.993	3 5	+46.283 +3.205	115.1
17	147 L. HANJOUL	ARGO JM1	3:54.503	5 6	+1'01.793 +15.510	107.5
18	14 G. AUDI	RALT RT1				
19	18 G. ADELMAN	MARCH 732				
20	22 L. VALLERY-MASSON	MARCH 77B				
21	33 W. KAUFMANN	MARCH 782				
22	44 G. CANDIANI	CHEVRON B42				
23	62 M. ROSSI DI MONTELERA	MARCH 762				
24	F77 L. BAYERS	MARCH 763				
2						
1	F55 M. ROSSI DI MONTELERA	RALT RT3	3:03.774	7 7		137.2
2	F5 T. GOMMENDY	ARGO JM10	3:06.446	3 5	+2.672 +2.672	135.2
3	F19 R. NALE	RALT RT3	3:12.970	6 6	+9.196 +6.524	130.7
4	131 B. BENDER	CROSSLÉ 18F	3:15.879	4 6	+12.105 +2.909	128.7
5	5 M. GOODYEAR	MARCH 79B	3:17.402	6 7	+13.628 +1.523	127.7
6	255 D. HORNUNG	RALT RT3	3:23.554	6 7	+19.780 +6.152	123.9
7	64 J. KING	MARCH 712	3:23.940	6 6	+20.166 +0.386	123.6
8	31 J. STOKES	BRABHAM BT30	3:27.227	6 7	+23.453 +3.287	121.7
9	16 J. CAINE	MARCH 712	3:35.640	6 6	+31.866 +8.413	116.9
10	F22 L. VALLERY-MASSON	RALT RT3	3:36.127	6 6	+32.353 +0.487	116.7
11	F93 A. GRASSO	DALLARA 382				
3						
1	41 T. SMITH	MARCH 74B	3:02.613	4 5		138.1
2	94 M. WOOD	MARCH 73B	3:12.108	6 7	+9.495 +9.495	131.2

Published at:

Track Status: **WET**

Race Director Jean-Yves MUNSTERS	Timekeeper Alberto Estébanez 
--	---



11-F2 Classic Interseries

SPA SIX HOURS

Free Practice 1

Classification by Group


No Drivers	Team	Car	Time	Lap Total	Gap	Kph
F2						
1	88 A. KAPADIA	MARCH 762	2:52.710	8 8		146.0
2	21 M. WATTS	MARCH 772	2:54.504	7 8	+1.794 +1.794	144.5
3	41 T. SMITH	MARCH 74B	3:02.613	4 5	+9.903 +8.109	138.1
4	11 M. CHARTERIS	MARCH 782	3:02.803	4 7	+10.093 +0.190	137.9
5	3 C. PORRITT	CHEVRON B40	3:06.980	6 7	+14.270 +4.177	134.8
6	71 C. WILLIE	CHEVRON B29	3:08.681	5 6	+15.971 +1.701	133.6
7	40 B. MORRIS	MARCH 782	3:08.793	5 6	+16.083 +0.112	133.6
8	94 M. WOOD	MARCH 73B	3:12.108	6 7	+19.398 +3.315	131.2
9	131 B. BENDER	CROSSLÉ 18F	3:15.879	4 6	+23.169 +3.771	128.7
10	5 M. GOODYEAR	MARCH 79B	3:17.402	6 7	+24.692 +1.523	127.7
11	24 N. PANCISI	MARCH 722	3:20.387	6 6	+27.677 +2.985	125.8
12	64 J. KING	MARCH 712	3:23.940	6 6	+31.230 +3.553	123.6
13	31 J. STOKES	BRABHAM BT30	3:27.227	6 7	+34.517 +3.287	121.7
14	16 J. CAINE	MARCH 712	3:35.640	6 6	+42.930 +8.413	116.9
15	2 P. BONNY	MARTINI MK19/22	3:35.788	3 5	+43.078 +0.148	116.8
16	14 G. AUDI	RALT RT1				
17	18 G. ADELMAN	MARCH 732				
18	22 L. VALLERY-MASSON	MARCH 77B				
19	33 W. KAUFMANN	MARCH 782				
20	44 G. CANDIANI	CHEVRON B42				
21	62 M. ROSSI DI MONTELERA	MARCH 762				
F3						
1	F55 M. ROSSI DI MONTELERA	RALT RT3	3:03.774	7 7		137.2
2	F78 A. SMITH	MARCH 783	3:05.931	4 6	+2.157 +2.157	135.6
3	F5 T. GOMMENDY	ARGO JM10	3:06.446	3 5	+2.672 +0.515	135.2
4	F41 C. VAGLIO-GIORS	MARCH 783	3:08.008	5 6	+4.234 +1.562	134.1
5	F72 A. HANCOCK	LOLA T670	3:08.646	7 7	+4.872 +0.638	133.7
6	F35 P. GERBOUT	RALT RT1	3:12.517	3 4	+8.743 +3.871	131.0
7	F19 R. NALE	RALT RT3	3:12.970	6 6	+9.196 +0.453	130.7
8	F28 X. MICHEL	CHEVRON B38	3:14.768	5 6	+10.994 +1.798	129.5
9	F44 G. CANDIANI	CHEVRON B38	3:18.711	6 7	+14.937 +3.943	126.9
10	255 D. HORNING	RALT RT3	3:23.554	6 7	+19.780 +4.843	123.9
11	F81 D. LEONE	MARCH 783	3:24.471	2 3	+20.697 +0.917	123.3
12	F22 L. VALLERY-MASSON	RALT RT3	3:36.127	6 6	+32.353 +11.656	116.7
13	F31 M. COPPINI	RALT RT1	3:38.993	3 5	+35.219 +2.866	115.1
14	147 L. HANJOUL	ARGO JM1	3:54.503	5 6	+50.729 +15.510	107.5
15	F77 L. BAYERS	MARCH 763				
16	F93 A. GRASSO	DALLARA 382				

Published at:

Track Status: **WET**

Race Director
Jean-Yves MUNSTERS

Timekeeper
Alberto Estébanez



11-F2 Classic Interseries

SPA SIX HOURS

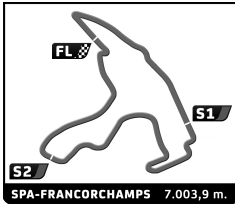
Free Practice 1

Classification by Driver Fastest Lap

No	Team	Car	Class	Driver	Time	Lap	Total	Gap	Kph
1	88	MARCH 762	1	Alex KAPADIA	2:52.710	8	8		146.0
2	21	MARCH 772	1	Matthew WATTS	2:54.504	7	8	1.794	144.5
3	41	MARCH 74B	3	Thomas SMITH	3:02.613	4	5	9.903	138.1
4	11	MARCH 782	1	Mark CHARTERIS	3:02.803	4	7	10.093	137.9
5	F55	RALT RT3	2	Manfredo ROSSI DI MONTELEA	3:03.774	7	7	11.064	137.2
6	F78	MARCH 783	1	Andy SMITH	3:05.931	4	6	13.221	135.6
7	F5	ARGO JM10	2	Tristan GOMMENDY	3:06.446	3	5	13.736	135.2
8	3	CHEVRON B40	1	Christopher PORRITT	3:06.980	6	7	14.270	134.8
9	F41	MARCH 783	1	Christian VAGLIO-GIORS	3:08.008	5	6	15.298	134.1
10	F72	LOLA T670	1	Anthony HANCOCK	3:08.646	7	7	15.936	133.7
11	71	CHEVRON B29	1	Christopher WILLIE	3:08.681	5	6	15.971	133.6
12	40	MARCH 782	1	Brian MORRIS	3:08.793	5	6	16.083	133.6
13	94	MARCH 73B	3	Martin WOOD	3:12.108	6	7	19.398	131.2
14	F35	RALT RT1	1	Pascal GERBOU	3:12.517	3	4	19.807	131.0
15	26			CAR #26	3:12.618	6	6	19.908	130.9
16	F19	RALT RT3	2	Roberto NALE	3:12.970	6	6	20.260	130.7
17	F28	CHEVRON B38	1	Xavier MICHEL	3:14.768	5	6	22.058	129.5
18	131	CROSSLÉ 18F	2	Bastian BENDER	3:15.879	4	6	23.169	128.7
19	23			CAR #23	3:16.287	6	6	23.577	128.5
20	5	MARCH 79B	2	Mark GOODYEAR	3:17.402	6	7	24.692	127.7
21	F44	CHEVRON B38	1	Gianluigi CANDIANI	3:18.711	6	7	26.001	126.9
22	24	MARCH 722	1	Nick PANCISI	3:20.387	6	6	27.677	125.8
23	19			CAR #19	3:21.379	5	6	28.669	125.2
24	255	RALT RT3	2	Daniel HORNUNG	3:23.554	6	7	30.844	123.9
25	64	MARCH 712	2	James KING	3:23.940	6	6	31.230	123.6
26	F81	MARCH 783	1	Davide LEONE	3:24.471	2	3	31.761	123.3
27	31	BRABHAM BT30	2	Julian STOKES	3:27.227	6	7	34.517	121.7
28	16	MARCH 712	2	Jeremy CAINE	3:35.640	6	6	42.930	116.9
29	2	MARTINI MK19/22	1	Philippe BONNY	3:35.788	3	5	43.078	116.8
30	F22	RALT RT3	2	Laurent VALLERY-MASSON	3:36.127	6	6	43.417	116.7
31	F31	RALT RT1	1	Marco COPPINI	3:38.993	3	5	46.283	115.1
32	61			CAR #61	3:49.397	6	6	56.687	109.9
33	147	ARGO JM1	1	Louis HANJOUL	3:54.503	5	6	1'01.793	107.5
34	F77	MARCH 763	1	Laurent BAYERS					
35	F93	DALLARA 382	2	Angela GRASSO					
36	14	RALT RT1	1	Grégoire AUDI					
37	18	MARCH 732	1	Graham ADELMAN					
38	22	MARCH 77B	1	Laurent VALLERY-MASSON					
39	33	MARCH 782	1	Wolfgang KAUFMANN					
40	44	CHEVRON B42	1	Gianluigi CANDIANI					
41	62	MARCH 762	1	Manfredo ROSSI DI MONTELEA					

Published at:

Race Director Jean-Yves MUNSTERS	Timekeeper Alberto Estébanez 
--	---




11-F2 Classic Interseries

SPA SIX HOURS

Free Practice 1

Best Sector Times

Sector 1		Sector 2		Sector 3		No Team	Class	Ideal Lap	Best Lap
No Driver	Time	No Driver	Time	No Driver	Time				
1	21 M.WATTS	46.658	88 A.KAPADIA	1:22.226	88 A.KAPADIA	43.506	1	2:52.625	2:52.710 (1)
2	88 A.KAPADIA	46.893	21 M.WATTS	1:23.523	21 M.WATTS	44.323	2	2:54.504	2:54.504 (2)
3	11 M.CHARTERIS	48.314	F78 A.SMITH	1:24.672	F55 M.ROSSI DI MONTELEA	46.116	3	3:00.259	3:02.613 (3)
4	41 T.SMITH	48.933	41 T.SMITH	1:25.023	11 M.CHARTERIS	46.220	4	3:01.380	3:02.803 (4)
5	3 C.PORRITT	49.030	F55 M.ROSSI DI MONTELEA	1:26.213	41 T.SMITH	46.303	5	3:02.019	3:05.931 (6)
6	71 C.WILLIE	49.812	F41 C.VAGLIO-GIORS	1:26.721	F78 A.SMITH	47.076	6	3:03.774	3:03.774 (5)
7	40 B.MORRIS	50.101	11 M.CHARTERIS	1:26.846	F5 T.GOMMENDY	47.276	7	3:04.928	3:06.446 (7)
8	131 B.BENDER	50.111	F5 T.GOMMENDY	1:27.088	F72 A.HANCOCK	47.394	8	3:05.642	3:06.980 (8)
9	F78 A.SMITH	50.271	F35 P.GERBOUT	1:27.674	71 C.WILLIE	47.754	9	3:07.167	3:08.793 (12)
10	F5 T.GOMMENDY	50.564	3 C.PORRITT	1:28.536	3 C.PORRITT	48.076	10	3:07.611	3:08.008 (9)
11	94 M.WOOD	50.589	40 B.MORRIS	1:28.853	F41 C.VAGLIO-GIORS	48.114	11	3:07.825	3:08.681 (11)
12	F55 M.ROSSI DI MONTELEA	51.445	F72 A.HANCOCK	1:29.081	40 B.MORRIS	48.213	12	3:07.994	3:08.646 (10)
13	F72 A.HANCOCK	51.519	F19 R.NALE	1:30.149	94 M.WOOD	48.251	13	3:10.959	3:12.517 (14)
14	26 CAR #26	52.139	71 C.WILLIE	1:30.259	23 CAR #23	49.093	14	3:11.155	3:12.108 (13)
15	F28 X.MICHEL	52.334	26 CAR #26	1:30.668	26 CAR #26	49.341	15	3:12.148	3:12.618 (15)
16	24 N.PANCISI	52.682	F28 X.MICHEL	1:31.062	F19 R.NALE	49.487	16	3:12.824	3:15.879 (18)
17	19 CAR #19	52.720	131 B.BENDER	1:32.054	F35 P.GERBOUT	50.532	17	3:12.970	3:12.970 (16)
18	F35 P.GERBOUT	52.753	94 M.WOOD	1:32.315	131 B.BENDER	50.659	18	3:14.097	3:14.768 (17)
19	F41 C.VAGLIO-GIORS	52.776	255 D.HORNUNG	1:32.602	5 M.GOODYEAR	50.676	19	3:16.287	3:16.287 (19)
20	5 M.GOODYEAR	53.084	F44 G.CANDIANI	1:33.425	F28 X.MICHEL	50.701	20	3:17.402	3:17.402 (20)
21	23 CAR #23	53.272	24 N.PANCISI	1:33.582	255 D.HORNUNG	50.780	21	3:17.856	3:18.711 (21)
22	F19 R.NALE	53.334	5 M.GOODYEAR	1:33.642	F44 G.CANDIANI	50.983	22	3:18.665	3:20.387 (22)
23	F44 G.CANDIANI	53.448	23 CAR #23	1:33.922	64 J.KING	51.565	23	3:19.612	3:23.554 (24)
24	64 J.KING	53.612	31 J.STOKES	1:35.213	19 CAR #19	51.614	24	3:20.582	3:21.379 (23)
25	31 J.STOKES	54.442	F81 D.LEONE	1:35.852	24 N.PANCISI	52.401	25	3:22.766	3:23.940 (25)
26	F81 D.LEONE	56.006	19 CAR #19	1:36.248	F81 D.LEONE	52.613	26	3:22.986	3:27.227 (27)
27	F31 M.COPPINI	56.205	64 J.KING	1:37.589	31 J.STOKES	53.331	27	3:24.471	3:24.471 (26)
28	255 D.HORNUNG	56.230	2 P.BONNY	1:38.692	16 J.CAINE	54.175	28	3:34.838	3:35.640 (28)
29	16 J.CAINE	57.937	F22 L.VALLERY-MASSON	1:40.699	2 P.BONNY	55.319	29	3:35.093	3:35.788 (29)
30	F22 L.VALLERY-MASSON	58.615	16 J.CAINE	1:42.726	F22 L.VALLERY-MASSON	55.960	30	3:35.274	3:36.127 (30)
31	61 CAR #61	1:00.903	F31 M.COPPINI	1:43.187	F31 M.COPPINI	56.206	31	3:35.598	3:38.993 (31)
32	2 P.BONNY	1:01.082	61 CAR #61	1:49.706	61 CAR #61	58.788	32	3:49.397	3:49.397 (32)
33	147 L.HANJOUL	1:01.908	147 L.HANJOUL	1:49.966	147 L.HANJOUL	1:00.570	33	3:52.444	3:54.503 (33)




11-F2 Classic Interseries SPA SIX HOURS

Free Practice 1

Best Top Speed

Team	Car	Class	Top Speed	Top 1		Top 2		Top 3		Top 4		Top 5		
				Kph	Lap	Kph	Lap	Kph	Lap	Kph	Lap	Kph	Lap	Avg
88	MARCH 762	1	A. KAPADIA	210.5	6	204.5	8	198.2	7	196.4	4	196.0	5	201.1
21	MARCH 772	1	M. WATTS	200.4	8	189.1	7	186.2	5	180.3	4	173.6	6	185.9
94	MARCH 73B	3	M. WOOD	199.6	5	197.4	3	192.9	6	181.5	4	179.1	7	190.1
F5	ARGO JM10	2	T. GOMMENDY	199.6	3	199.6	4	193.5	2	170.3	5	157.2	1	184.0
F55	RALT RT3	2	M. ROSSI DI MONTELERA	199.6	7	198.2	5	193.2	4	185.6	6	183.7	3	192.1
41	MARCH 74B	3	T. SMITH	199.3	5	172.0	3	168.2	4	156.5	1	151.9	2	169.6
71	CHEVRON B29	1	C. WILLIE	198.9	6	185.9	4	185.9	5	171.7	2	149.2	3	178.3
F72	LOLA T670	1	A. HANCOCK	198.5	7	195.7	6	186.5	4	176.8	2	173.9	5	186.3
3	CHEVRON B40	1	C. PORRITT	194.6	6	193.5	7	187.2	4	181.8	3	175.9	5	186.6
F41	MARCH 783	1	C. VAGLIO-GIORS	190.8	5	185.2	4	181.8	2	173.6	6	169.8	3	180.2
11	MARCH 782	1	M. CHARTERIS	187.2	7	184.9	4	183.7	5	173.6	3	161.9	6	178.3
F19	RALT RT3	2	R. NALE	186.5	5	173.1	2	169.5	6	167.7	3	165.9	4	172.5
64	MARCH 712	2	J. KING	184.0	6	161.7	5	158.1	2	157.9	4	135.0	3	159.3
19			CAR #19	182.7	5	178.2	4	170.1	3	169.0	6	163.9	2	172.8
255	RALT RT3	2	D. HORNUNG	182.1	4	182.1	6	181.8	7	170.3	2	168.0	3	176.9
F35	RALT RT1	1	P. GERBOUT	181.5	4	173.4	3	162.2	2	135.2	1			163.1
23			CAR #23	180.6	6	175.3	3	170.1	5	163.9	4	150.8	2	168.1
F28	CHEVRON B38	1	X. MICHEL	180.0	6	177.3	5	165.4	4	165.1	3	151.9	2	167.9
40	MARCH 782	1	B. MORRIS	177.9	6	169.8	5	164.6	4	156.1	3	140.6	2	161.8
F78	MARCH 783	1	A. SMITH	177.6	6	176.2	5	172.2	4	169.5	3	164.6	2	172.0
F31	RALT RT1	1	M. COPPINI	177.0	3	172.0	5	168.0	2	138.6	4	130.4	1	157.2
F44	CHEVRON B38	1	G. CANDIANI	172.8	7	171.2	5	169.5	6	163.1	4	161.0	3	167.5
24	MARCH 722	1	N. PANCISI	172.0	6	166.4	5	161.7	4	149.2	3	137.1	2	157.3
31	BRABHAM BT30	2	J. STOKES	170.9	6	168.0	1	168.0	2	160.5	4	153.0	3	164.1
131	CROSSLÉ 18F	2	B. BENDER	170.1	4	168.0	6	156.7	2	156.7	3	150.8	5	160.5
5	MARCH 79B	2	M. GOODYEAR	168.7	7	159.5	6	154.3	4	150.2	5	145.9	3	155.7
26			CAR #26	168.2	3	163.9	5	163.1	4	161.0	6	148.8	2	161.0
F81	MARCH 783	1	D. LEONE	155.2	2	148.8	3	147.5	1					150.5
F22	RALT RT3	2	L. VALLERY-MASSON	153.4	5	150.2	6	141.7	2	140.4	4	131.9	3	143.5
16	MARCH 712	2	J. CAINE	153.2	5	151.9	4	147.1	6	146.7	2	141.7	3	148.1
147	ARGO JM1	1	L. HANJOUL	151.9	6	142.5	5	128.9	4	125.3	3	116.8	1	133.1
2	MARTINI MK19/22	1	P. BONNY	151.0	5	146.9	4	140.1	2	131.7	3	107.4	1	135.4
61			CAR #61	143.6	5	143.6	6	142.5	3	132.5	4	132.0	2	138.8
14	RALT RT1	1												
18	MARCH 732	1												
22	MARCH 77B	1												
33	MARCH 782	1												
44	CHEVRON B42	1												
62	MARCH 762	1												
F77	MARCH 763	1												
F93	DALLARA 382	2												



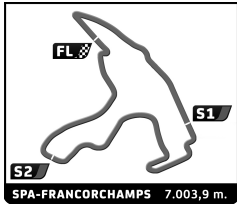
11-F2 Classic Interseries

SPA SIX HOURS

Free Practice 1

Fastest Lap Sequence

Elapsed	No Team	Car	Class	Driver	Time	Kph	Lap
6:21.604	88	MARCH 762	1	Alex KAPADIA	3:01.956	138.6	2
9:23.179	88	MARCH 762	1	Alex KAPADIA	3:01.575	138.9	3
12:21.567	88	MARCH 762	1	Alex KAPADIA	2:58.388	141.3	4
15:18.437	88	MARCH 762	1	Alex KAPADIA	2:56.870	142.6	5
18:14.901	88	MARCH 762	1	Alex KAPADIA	2:56.464	142.9	6
21:08.985	88	MARCH 762	1	Alex KAPADIA	2:54.084	144.8	7
24:01.695	88	MARCH 762	1	Alex KAPADIA	2:52.710	146.0	8



11-F2 Classic Interseries


SPA SIX HOURS

Free Practice 1

Sector Analysis

■ Personal Best
 ■ Session Best
 ■ Crossing the pit lane

Lap	D	Time	Sector 1	Sector 2	Sector 3	T.Spd	Elapsed	Lap	D	Time	Sector 1	Sector 2	Sector 3	T.Spd	Elapsed
F19 1.Roberto NALE RALT RT3 2								3 1 3:28.305 53.847 1:42.738 51.720 161.0 10:46.813							
1 1 5:57.202 3:23.846 1:39.122 54.234 119.3 5:57.202								4 1 3:22.256 53.541 1:35.851 52.864 163.1 14:09.069							
2 1 3:25.247 57.756 1:34.953 52.538 173.1 9:22.449								5 1 3:21.303 56.099 1:33.425 51.779 171.2 17:30.372							
3 1 3:20.561 55.606 1:33.925 51.030 167.7 12:43.010								6 1 3:18.711 53.448 1:33.575 51.688 169.5 20:49.083							
4 1 3:19.142 55.378 1:31.408 52.356 165.9 16:02.152								7 1 3:20.474 54.640 1:34.851 50.983 172.8 24:09.557							
5 1 3:15.929 53.609 1:31.199 51.121 186.5 19:18.081															
6 1 3:12.970 53.334 1:30.149 49.487 169.5 22:31.051															
F22 1.Laurent VALLERY-MASSC RALT RT3 2								F5 1.Tristan GOMMENDY ARGO JM10 2							
1 1 4:24.650 1:27.843 1:54.720 1:02.087 114.3 4:24.650								1 1 7:33.934 5:16.090 1:29.324 48.520 157.2 7:33.934							
2 1 3:49.976 1:05.083 1:45.617 59.276 141.7 8:14.626								2 1 3:08.720 52.934 1:27.340 48.446 193.5 10:42.654							
3 1 3:42.887 1:01.586 1:42.912 58.389 131.9 11:57.513								3 1 3:06.446 52.055 1:27.088 47.303 199.6 13:49.100							
4 1 3:45.442 1:02.251 1:43.932 59.259 140.4 15:42.955								4 1 3:21.325 B 51.387 1:28.522 1:01.416 199.6 17:10.425							
5 1 3:38.433 1:01.553 1:40.920 55.960 153.4 19:21.388								5 1 6:03.704 3:49.186 1:27.242 47.276 170.3 23:14.129							
6 1 3:36.127 58.717 1:40.699 56.711 150.2 22:57.515															
F28 1.Xavier MICHEL CHEVRON B38 1								F55 1.Manfredo ROSSI DI MONT RALT RT3 2							
1 1 8:14.822 5:37.301 1:39.487 58.034 142.7 8:14.822								1 1 3:26.229 1:01.229 1:36.231 48.769 151.7 3:26.229							
2 1 3:20.413 55.653 1:32.814 51.946 151.9 11:35.235								2 1 3:18.304 52.759 1:37.206 48.339 183.4 6:44.533							
3 1 3:16.181 54.072 1:31.062 51.047 165.1 14:51.416								3 1 3:07.558 52.743 1:27.272 47.543 183.7 9:52.091							
4 1 3:17.446 54.055 1:32.581 50.810 165.4 18:08.862								4 1 3:07.743 53.374 1:27.399 46.970 193.2 12:59.834							
5 1 3:14.768 52.334 1:31.733 50.701 177.3 21:23.630								5 1 3:05.037 51.625 1:26.819 46.593 198.2 16:04.871							
6 1 3:31.052 B 53.441 1:31.099 1:06.512 180.0 24:54.682								6 1 3:09.356 51.449 1:29.353 48.554 185.6 19:14.227							
								7 1 3:03.774 51.445 1:26.213 46.116 199.6 22:18.001							
F31 1.Marco COPPINI RALT RT1 1								F72 1.Anthony HANCOCK LOLA T670 1							
1 1 6:45.398 3:55.518 1:50.159 59.721 130.4 6:45.398								1 1 3:29.468 1:01.831 1:33.957 53.680 151.9 3:29.468							
2 1 3:43.518 59.767 1:44.314 59.437 168.0 10:28.916								2 1 3:15.786 54.417 1:31.643 49.726 176.8 6:45.254							
3 1 3:38.993 59.600 1:43.187 56.206 177.0 14:07.909								3 1 3:13.520 53.343 1:30.390 49.787 173.1 9:58.774							
4 1 3:41.357 59.078 1:45.143 57.136 138.6 17:49.266								4 1 3:12.717 52.268 1:31.455 48.994 186.5 13:11.491							
5 1 3:41.789 58.024 1:45.613 58.152 172.0 21:31.055								5 1 3:12.443 51.987 1:31.610 48.846 173.9 16:23.934							
								6 1 3:08.963 51.542 1:29.081 48.340 195.7 19:32.897							
								7 1 3:08.646 51.859 1:29.393 47.394 198.5 22:41.543							
F35 1.Pascal GERBOUT RALT RT1 1								F78 1.Andy SMITH MARCH 783 1							
1 1 3:57.059 1:19.159 1:40.935 56.965 135.2 3:57.059								1 1 3:51.067 1:24.295 1:36.125 50.647 149.6 3:51.067							
2 1 3:16.748 54.090 1:32.126 50.532 162.2 7:13.807								2 1 3:10.827 53.015 1:29.535 48.277 164.6 7:01.894							
3 1 3:12.517 52.753 1:28.225 51.539 173.4 10:26.324								3 1 3:06.518 51.830 1:26.998 47.690 169.5 10:08.412							
4 1 3:29.697 B 52.991 1:27.674 1:09.032 181.5 13:56.021								4 1 3:05.931 51.767 1:26.985 47.179 172.2 13:14.343							
								5 1 3:16.183 B 51.628 1:26.613 57.942 176.2 16:30.526							
								6 1 6:39.595 4:27.847 1:24.672 47.076 177.6 23:10.121							
F41 1.Christian VAGLIO-GIORS MARCH 783 1								F81 1.Davide LEONE MARCH 783 1							
1 1 8:48.281 6:27.717 1:30.966 49.598 141.4 8:48.281								1 1 5:34.800 2:51.969 1:47.161 55.670 147.5 5:34.800							
2 1 3:11.297 53.570 1:28.279 49.448 181.8 11:59.578								2 1 3:24.471 56.006 1:35.852 52.613 155.2 8:59.271							
3 1 3:10.225 53.648 1:28.463 48.114 169.8 15:09.803								3 1 3:36.083 B 56.922 1:38.111 1:01.050 148.8 12:35.354							
4 1 3:10.411 53.874 1:28.255 48.282 185.2 18:20.214															
5 1 3:08.008 52.776 1:26.721 48.511 190.8 21:28.222															
6 1 3:28.259 B 53.785 1:31.055 1:03.419 173.6 24:56.481															
F44 1.Gianluigi CANDIANI CHEVRON B38 1								2 1.Philippe BONNY MARTINI MK19/22 1							
1 1 3:47.940 1:12.115 1:40.800 55.025 122.6 3:47.940								1 1 7:31.806 4:34.326 1:56.232 1:01.248 107.4 7:31.806							
2 1 3:30.568 57.182 1:39.188 54.198 154.7 7:18.508								2 1 3:44.970 1:03.394 1:45.176 56.400 140.1 11:16.776							
								3 1 3:35.788 1:01.082 1:39.387 55.319 131.7 14:52.564							
								4 1 3:57.013 B 1:03.250 1:45.739 1:08.024 146.9 18:49.577							
								5 1 6:37.630 B 3:50.722 1:38.692 1:08.216 151.0 25:27.207							




11-F2 Classic Interseries SPA SIX HOURS

Free Practice 1

Sector Analysis

Personal Best **Session Best** **B** Crossing the pit lane

Lap	D	Time	Sector 1	Sector 2	Sector 3	T.Sp	Elapsed	Lap	D	Time	Sector 1	Sector 2	Sector 3	T.Sp	Elapsed
3 1.Christopher PORRITT CHEVRON B40 1								7 1 2:54.504 46.658 1:23.523 44.323 189.1 21:35.114							
8 1 3:05.894 50.093 1:28.747 47.054 200.4 24:41.008															
1	1	3:47.704	1:22.936	1:34.462	50.306	156.5	3:47.704	1	1	5:36.805	3:01.231	1:42.094	53.480	150.0	5:36.805
2	1	3:16.097	52.357	1:34.692	49.048	174.5	7:03.801	2	1	3:23.085	54.737	1:36.700	51.648	150.8	8:59.890
3	1	3:13.595	51.019	1:32.336	50.240	181.8	10:17.396	3	1	3:23.573	54.128	1:37.363	52.082	175.3	12:23.463
4	1	3:12.289	51.125	1:32.781	48.383	187.2	13:29.685	4	1	3:23.250	54.947	1:36.367	51.936	163.9	15:46.713
5	1	3:10.200	49.759	1:30.318	50.123	175.9	16:39.885	5	1	3:22.071	56.132	1:35.369	50.570	170.1	19:08.784
6	1	3:06.980	49.349	1:29.555	48.076	194.6	19:46.865	6	1	3:16.287	53.272	1:33.922	49.093	180.6	22:25.071
7	1	3:07.594	49.535	1:28.536	49.523	193.5	22:54.459								
5 1.Mark GOODYEAR MARCH 79B 2								23 1. CAR #23							
1	1	3:41.820	1:05.292	1:39.313	57.215	134.7	3:41.820	1	1	5:36.805	3:01.231	1:42.094	53.480	150.0	5:36.805
2	1	3:37.499	57.753	1:43.424	56.322	137.2	7:19.319	2	1	3:23.085	54.737	1:36.700	51.648	150.8	8:59.890
3	1	3:25.751	56.472	1:36.432	52.847	145.9	10:45.070	3	1	3:23.573	54.128	1:37.363	52.082	175.3	12:23.463
4	1	3:26.157	54.575	1:37.402	54.180	154.3	14:11.227	4	1	3:23.250	54.947	1:36.367	51.936	163.9	15:46.713
5	1	3:20.754	55.261	1:34.020	51.473	150.2	17:31.981	5	1	3:22.071	56.132	1:35.369	50.570	170.1	19:08.784
6	1	3:17.402	53.084	1:33.642	50.676	159.5	20:49.383	6	1	3:16.287	53.272	1:33.922	49.093	180.6	22:25.071
7	1	3:18.717	53.275	1:33.880	51.562	168.7	24:08.100								
11 1.Mark CHARTERIS MARCH 782 1								24 1.Nick PANCISI MARCH 722 1							
1	1	3:55.634	1:25.077	1:36.357	54.200	153.6	3:55.634	1	1	4:29.780	1:41.797	1:48.770	59.213	119.2	4:29.780
2	1	3:19.122	52.885	1:35.608	50.629	143.6	7:14.756	2	1	3:45.477	1:03.304	1:43.038	59.135	137.1	8:15.257
3	1	3:11.231	49.811	1:30.980	50.440	173.6	10:25.987	3	1	3:32.544	1:00.142	1:37.094	55.308	149.2	11:47.801
4	1	3:02.803	48.709	1:27.874	46.220	184.9	13:28.790	4	1	3:24.091	54.483	1:34.866	54.742	161.7	15:11.892
5	1	3:04.313	48.314	1:26.846	49.153	183.7	16:33.103	5	1	3:26.796	56.368	1:36.994	53.434	166.4	18:38.688
6	1	3:05.898	49.167	1:29.917	46.814	161.9	19:39.001	6	1	3:20.387	54.404	1:33.582	52.401	172.0	21:59.075
7	1	3:02.807	49.019	1:27.176	46.612	187.2	22:41.808								
16 1.Jeremy CAINE MARCH 712 2								26 1. CAR #26							
1	1	4:23.460	1:30.654	1:51.243	1:01.563	111.8	4:23.460	1	1	4:56.011 B	2:04.623	1:43.906	1:07.482	135.5	4:56.011
2	1	3:55.152	1:04.524	1:50.461	1:00.167	146.7	8:18.612	2	1	4:54.101	2:29.054	1:34.403	50.644	148.8	9:50.112
3	1	3:45.769	1:02.273	1:46.794	56.702	141.7	12:04.381	3	1	3:23.365	56.237	1:36.159	50.969	168.2	13:13.477
4	1	3:41.426	58.037	1:44.565	58.824	151.9	15:45.807	4	1	3:15.921	52.869	1:33.687	49.365	163.1	16:29.398
5	1	3:37.126	59.408	1:43.543	54.175	153.2	19:22.933	5	1	3:16.545	52.451	1:34.359	49.735	163.9	19:45.943
6	1	3:35.640	58.140	1:42.726	54.774	147.1	22:58.573	6	1	3:12.618	52.609	1:30.668	49.341	161.0	22:58.561
19 1. CAR #19								31 1.Julian STOKES BRABHAM BT30 2							
1	1	7:51.564	5:18.709	1:40.493	52.362	107.0	7:51.564	1	1	4:02.153	1:26.192	1:41.141	54.820	168.0	4:02.153
2	1	3:26.713	55.232	1:38.219	53.262	163.9	11:18.277	2	1	3:30.547	56.895	1:37.754	55.898	168.0	7:32.700
3	1	3:25.757	55.488	1:37.621	52.648	170.1	14:44.034	3	1	3:28.849	57.370	1:37.482	53.997	153.0	11:01.549
4	1	3:21.869	53.758	1:36.497	51.614	178.2	18:05.903	4	1	3:28.909	56.728	1:38.597	53.584	160.5	14:30.458
5	1	3:21.379	52.720	1:36.248	52.411	182.7	21:27.282	5	1	3:27.756	56.564	1:37.861	53.331	152.3	17:58.214
6	1	3:41.739 B	53.605	1:36.794	1:11.340	169.0	25:09.021	6	1	3:27.227	54.482	1:38.913	53.832	170.9	21:25.441
21 1.Matthew WATTS MARCH 772 1								40 1.Brian MORRIS MARCH 782 1							
1	1	3:20.141	59.299	1:30.437	50.405	153.2	3:20.141	1	1	3:51.097	1:15.846	1:40.589	54.662	116.0	3:51.097
2	1	3:07.799	51.402	1:28.729	47.668	170.3	6:27.940	2	1	3:28.874	56.757	1:37.220	54.897	140.6	7:19.971
3	1	3:02.698	48.980	1:27.127	46.591	171.2	9:30.638	3	1	3:21.054	54.885	1:33.416	52.753	156.1	10:41.025
4	1	3:05.140	49.420	1:28.570	47.150	180.3	12:35.778	4	1	3:16.709	54.473	1:32.377	49.859	164.6	13:57.734
5	1	3:07.244	47.891	1:27.847	51.506	186.2	15:43.022	5	1	3:08.793	51.727	1:28.853	48.213	169.8	17:06.527
6	1	2:57.588	48.613	1:24.480	44.495	173.6	18:40.610	6	1	3:22.704 B	50.101	1:28.903	1:03.700	177.9	20:29.231
41 1.Thomas SMITH MARCH 74B 3								41 1.Thomas SMITH MARCH 74B 3							
1	1	3:47.749 B	1:06.101	1:38.947	1:02.701	156.5	3:47.749	1	1	3:47.749 B	1:06.101	1:38.947	1:02.701	156.5	3:47.749
2	1	11:29.638	9:12.871	1:29.192	47.575	151.9	15:17.387	2	1	11:29.638	9:12.871	1:29.192	47.575	151.9	15:17.387
3	1	3:07.167	51.347	1:29.517	46.303	172.0	18:24.554	3	1	3:07.167	51.347	1:29.517	46.303	172.0	18:24.554
4	1	3:02.613	49.467	1:26.330	46.816	168.2	21:27.167	4	1	3:02.613	49.467	1:26.330	46.816	168.2	21:27.167
5	1	2:59.356	48.933	1:25.023	45.400	199.3	24:26.523	5	1	2:59.356	48.933	1:25.023	45.400	199.3	24:26.523



11-F2 Classic Interseries


SPA SIX HOURS

Free Practice 1


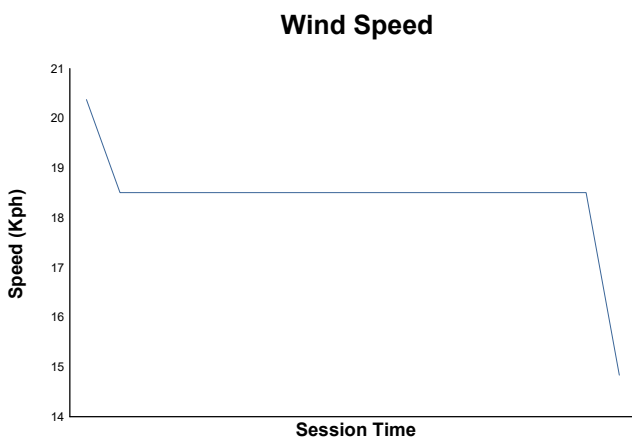
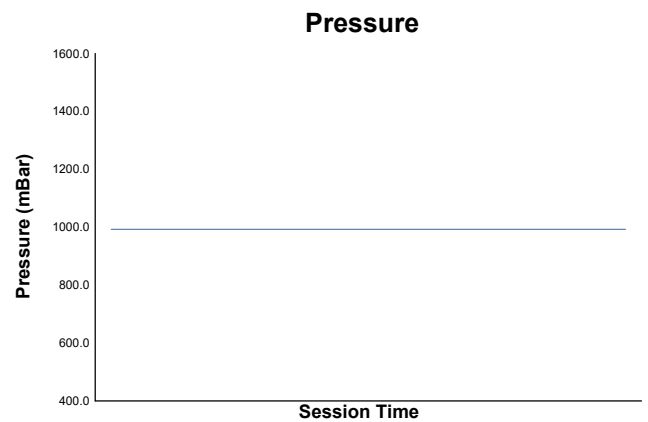
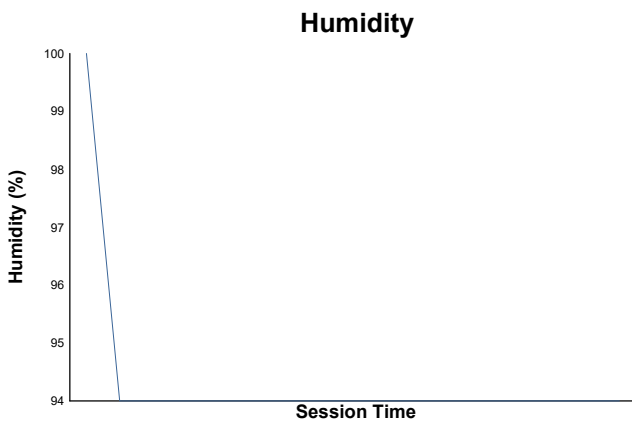
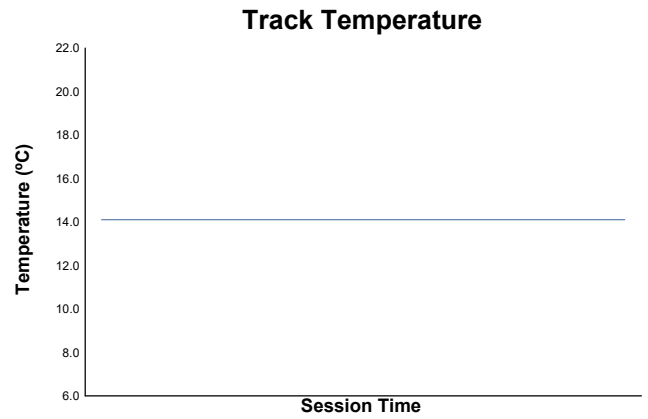
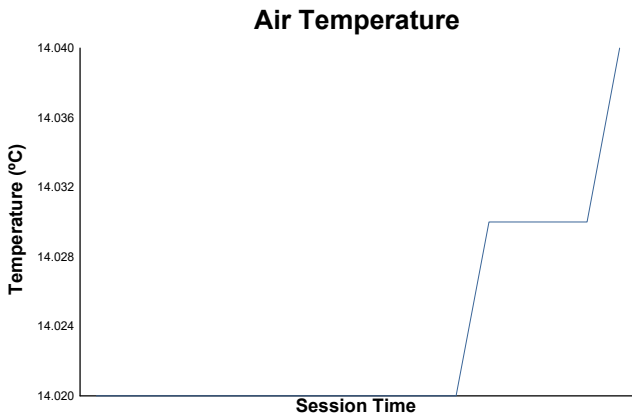
Sector Analysis

■ Personal Best
 ■ Session Best
 ■ Crossing the pit lane


Lap	D	Time	Sector 1	Sector 2	Sector 3	T.Spd	Elapsed	Lap	D	Time	Sector 1	Sector 2	Sector 3	T.Spd	Elapsed
61	1.	CAR #61													
1	1	4:19.079	1:16.905	1:57.172	1:05.002	100.7	4:19.079								
2	1	3:55.068	1:03.501	1:51.078	1:00.489	132.0	8:14.147								
3	1	3:58.140	1:06.208	1:53.012	58.920	142.5	12:12.287								
4	1	3:55.406	1:02.268	1:50.488	1:02.650	132.5	16:07.693								
5	1	3:52.492	1:01.701	1:51.066	59.725	143.6	20:00.185								
6	1	3:49.397	1:00.903	1:49.706	58.788	143.6	23:49.582								
64	1.	James KING													
MARCH 712															
1	1	4:43.094	1:38.675	2:05.699	58.720	128.7	4:43.094								
2	1	3:41.307	59.624	1:44.026	57.657	158.1	8:24.401								
3	1	3:40.862	58.112	1:45.924	56.826	135.0	12:05.263								
4	1	3:38.268	57.510	1:43.281	57.477	157.9	15:43.531								
5	1	3:30.486	57.284	1:40.861	52.341	161.7	19:14.017								
6	1	3:23.940	54.786	1:37.589	51.565	184.0	22:37.957								
71	1.	Christopher WILLIE													
CHEVRON B29															
1	1	3:36.278	1:01.982	1:39.287	55.009	123.6	3:36.278								
2	1	3:42.133	B 56.162	1:34.093	1:11.878	171.7	7:18.411								
3	1	6:02.312	3:39.705	1:33.411	49.196	149.2	13:20.723								
4	1	3:13.971	49.812	1:32.253	51.906	185.9	16:34.694								
5	1	3:08.681	50.046	1:30.881	47.754	185.9	19:43.375								
6	1	3:14.153	50.436	1:30.259	53.458	198.9	22:57.528								
88	1.	Alex KAPADIA													
MARCH 762															
1	1	3:19.648	1:00.382	1:29.872	49.394	150.8	3:19.648								
2	1	3:01.956	50.129	1:25.851	45.976	177.3	6:21.604								
3	1	3:01.575	50.682	1:24.770	46.123	183.4	9:23.179								
4	1	2:58.388	49.071	1:23.550	45.767	196.4	12:21.567								
5	1	2:56.870	48.248	1:23.671	44.951	196.0	15:18.437								
6	1	2:56.464	48.714	1:23.159	44.591	210.5	18:14.901								
7	1	2:54.084	47.069	1:23.509	43.506	198.2	21:08.985								
8	1	2:52.710	46.893	1:22.226	43.591	204.5	24:01.695								
94	1.	Martin WOOD													
MARCH 73B															
1	1	3:18.173	47.184	1:37.110	53.879	150.8	3:18.173								
2	1	3:21.452	53.470	1:34.582	53.400	162.9	6:39.625								
3	1	3:15.967	52.188	1:32.484	51.295	197.4	9:55.592								
4	1	3:13.890	51.990	1:32.450	49.450	181.5	13:09.482								
5	1	3:15.788	51.889	1:33.361	50.538	199.6	16:25.270								
6	1	3:12.108	51.542	1:32.315	48.251	192.9	19:37.378								
7	1	3:13.276	50.868	1:32.946	49.462	179.1	22:50.654								
131	1.	Bastian BENDER													
CROSSLÉ 18F															
1	1	4:15.677	1:32.239	1:45.005	58.433	141.9	4:15.677								
2	1	3:30.775	54.513			156.7	7:46.452								
3	1	3:17.745	52.725			156.7	11:04.197								
4	1	3:15.879	53.166	1:32.054	50.659	170.1	14:20.076								
5	1	3:27.303	53.851	1:42.406	51.046	150.8	17:47.379								
6	1	3:32.885	B 50.111			168.0	21:20.264								



SPA SIX HOURS
 11-F2 Classic Interseries
 Free Practice 1
 Weather Report



Track Status: **WET**



11-F2 Classic Interseries

SPA SIX HOURS

Free Practice 2

Classification


No Drivers	Team	Car	Cl.	Time	Lap Total	Gap	Kph
1 21 M. WATTS		MARCH 772	1	2:49.948	4 5	-	148.4
2 11 M. CHARTERIS		MARCH 782	1	2:55.358	4 6	+5.410	143.8
3 33 W. KAUFMANN		MARCH 782	1	2:56.733	6 7	+6.785	142.7
4 62 M. ROSSI DI MONTELERA		MARCH 762	1	2:57.071	5 6	+7.123	142.4
5 3 C. PORRITT		CHEVRON B40	1	2:58.205	4 8	+8.257	141.5
6 F5 T. GOMMENDY		ARGO JM10	2	2:58.657	3 4	+8.709	141.1
7 F78 A. SMITH		MARCH 783	1	3:00.091	2 3	+10.143	140.0
8 F35 P. GERBOUT		RALT RT1	1	3:01.235	6 7	+11.287	139.1
9 40 B. MORRIS		MARCH 782	1	3:01.363	5 8	+11.415	139.0
10 F41 C. VAGLIO-GIORS		MARCH 783	1	3:02.297	8 9	+12.349	138.3
11 F72 A. HANCOCK		LOLA T670	1	3:02.483	7 9	+12.535	138.2
12 F28 X. MICHEL		CHEVRON B38	1	3:05.091	6 7	+15.143	136.2
13 94 M. WOOD		MARCH 73B	3	3:05.177	6 8	+15.229	136.2
14 131 B. BENDER		CROSSLÉ 18F	2	3:05.975	4 6	+16.027	135.6
15 F19 R. NALE		RALT RT3	2	3:06.537	7 8	+16.589	135.2
16 26 . CAR #26				3:06.656	6 7	+16.708	135.1
17 23 . CAR #23				3:07.682	7 8	+17.734	134.3
18 2 P. BONNY		MARTINI MK19/22	1	3:09.211	7 8	+19.263	133.3
19 19 . CAR #19				3:09.262	7 8	+19.314	133.2
20 F81 D. LEONE		MARCH 783	1	3:09.615	3 4	+19.667	133.0
21 64 J. KING		MARCH 712	2	3:10.370	5 6	+20.422	132.4
22 255 D. HORNUNG		RALT RT3	2	3:12.843	6 8	+22.895	130.7
23 16 J. CAINE		MARCH 712	2	3:17.217	6 7	+27.269	127.8
24 44 G. CANDIANI		CHEVRON B42	1	3:18.546	3 5	+28.598	127.0
25 22 L. VALLERY-MASSON		MARCH 77B	1	3:26.523	5 6	+36.575	122.1
26 F77 L. BAYERS		MARCH 763	1	3:27.573	7 7	+37.625	121.5
27 F31 M. COPPINI		RALT RT1	1	3:28.548	5 7	+38.600	120.9
28 61 . CAR #61				3:42.649	6 7	+52.701	113.2
29 147 L. HANJOU		ARGO JM1	1	3:44.776	4 7	+54.828	112.2
30 F93 A. GRASSO		DALLARA 382	2	3:56.120	3 4	+1:06.172	106.8
31 5 M. GOODYEAR		MARCH 79B	2				
32 14 G. AUDI		RALT RT1	1				
33 18 G. ADELMAN		MARCH 732	1				
34 24 N. PANCISI		MARCH 722	1				
35 31 J. STOKES		BRABHAM BT30	2				
36 41 T. SMITH		MARCH 74B	3				
37 71 C. WILLIE		CHEVRON B29	1				
38 88 A. KAPADIA		MARCH 762	1				
39 F22 L. VALLERY-MASSON		RALT RT3	2				
40 F44 G. CANDIANI		CHEVRON B38	1				
41 F55 M. ROSSI DI MONTELERA		RALT RT3	2				

Fastest Lap: Lap 4 Matthew WATTS 2:49.948 148.4 Kph

Published at:

Track Status: **WET**

Race Director Jean-Yves MUNSTERS	Timekeeper Alberto Estébanez
--	--



11-F2 Classic Interseries

SPA SIX HOURS

Free Practice 2


Classification by Class

No Drivers	Team	Car	Time	Lap Total	Gap	Kph
1						
1	21 M. WATTS	MARCH 772	2:49.948	4 5		148.4
2	11 M. CHARTERIS	MARCH 782	2:55.358	4 6	+5.410 +5.410	143.8
3	33 W. KAUFMANN	MARCH 782	2:56.733	6 7	+6.785 +1.375	142.7
4	62 M. ROSSI DI MONTELERA	MARCH 762	2:57.071	5 6	+7.123 +0.338	142.4
5	3 C. PORRITT	CHEVRON B40	2:58.205	4 8	+8.257 +1.134	141.5
6	F78 A. SMITH	MARCH 783	3:00.091	2 3	+10.143 +1.886	140.0
7	F35 P. GERBOUT	RALT RT1	3:01.235	6 7	+11.287 +1.144	139.1
8	40 B. MORRIS	MARCH 782	3:01.363	5 8	+11.415 +0.128	139.0
9	F41 C. VAGLIO-GIORS	MARCH 783	3:02.297	8 9	+12.349 +0.934	138.3
10	F72 A. HANCOCK	LOLA T670	3:02.483	7 9	+12.535 +0.186	138.2
11	F28 X. MICHEL	CHEVRON B38	3:05.091	6 7	+15.143 +2.608	136.2
12	2 P. BONNY	MARTINI MK19/22	3:09.211	7 8	+19.263 +4.120	133.3
13	F81 D. LEONE	MARCH 783	3:09.615	3 4	+19.667 +0.404	133.0
14	44 G. CANDIANI	CHEVRON B42	3:18.546	3 5	+28.598 +8.931	127.0
15	22 L. VALLERY-MASSON	MARCH 77B	3:26.523	5 6	+36.575 +7.977	122.1
16	F77 L. BAYERS	MARCH 763	3:27.573	7 7	+37.625 +1.050	121.5
17	F31 M. COPPINI	RALT RT1	3:28.548	5 7	+38.600 +0.975	120.9
18	147 L. HANJOUL	ARGO JM1	3:44.776	4 7	+54.828 +16.228	112.2
19	14 G. AUDI	RALT RT1				
20	18 G. ADELMAN	MARCH 732				
21	24 N. PANCISI	MARCH 722				
22	71 C. WILLIE	CHEVRON B29				
23	88 A. KAPADIA	MARCH 762				
24	F44 G. CANDIANI	CHEVRON B38				
2						
1	F5 T. GOMMENDY	ARGO JM10	2:58.657	3 4		141.1
2	131 B. BENDER	CROSSLÉ 18F	3:05.975	4 6	+7.318 +7.318	135.6
3	F19 R. NALE	RALT RT3	3:06.537	7 8	+7.880 +0.562	135.2
4	64 J. KING	MARCH 712	3:10.370	5 6	+11.713 +3.833	132.4
5	255 D. HORNING	RALT RT3	3:12.843	6 8	+14.186 +2.473	130.7
6	16 J. CAINE	MARCH 712	3:17.217	6 7	+18.560 +4.374	127.8
7	F93 A. GRASSO	DALLARA 382	3:56.120	3 4	+57.463 +38.903	106.8
8	5 M. GOODYEAR	MARCH 79B				
9	31 J. STOKES	BRABHAM BT30				
10	F22 L. VALLERY-MASSON	RALT RT3				
11	F55 M. ROSSI DI MONTELERA	RALT RT3				
3						
1	94 M. WOOD	MARCH 73B	3:05.177	6 8		136.2
2	41 T. SMITH	MARCH 74B				

Published at:

Track Status: **WET**

Race Director Jean-Yves MUNSTERS	Timekeeper Alberto Estébanez 
--	---



11-F2 Classic Interseries

SPA SIX HOURS

Free Practice 2


Classification by Group

No Drivers	Team	Car	Time	Lap Total	Gap	Kph
F2						
1	21 M. WATTS	MARCH 772	2:49.948	4 5		148.4
2	11 M. CHARTERIS	MARCH 782	2:55.358	4 6	+5.410 +5.410	143.8
3	33 W. KAUFMANN	MARCH 782	2:56.733	6 7	+6.785 +1.375	142.7
4	62 M. ROSSI DI MONTELERA	MARCH 762	2:57.071	5 6	+7.123 +0.338	142.4
5	3 C. PORRITT	CHEVRON B40	2:58.205	4 8	+8.257 +1.134	141.5
6	40 B. MORRIS	MARCH 782	3:01.363	5 8	+11.415 +3.158	139.0
7	94 M. WOOD	MARCH 73B	3:05.177	6 8	+15.229 +3.814	136.2
8	131 B. BENDER	CROSSLÉ 18F	3:05.975	4 6	+16.027 +0.798	135.6
9	2 P. BONNY	MARTINI MK19/22	3:09.211	7 8	+19.263 +3.236	133.3
10	64 J. KING	MARCH 712	3:10.370	5 6	+20.422 +1.159	132.4
11	16 J. CAINE	MARCH 712	3:17.217	6 7	+27.269 +6.847	127.8
12	44 G. CANDIANI	CHEVRON B42	3:18.546	3 5	+28.598 +1.329	127.0
13	22 L. VALLERY-MASSON	MARCH 77B	3:26.523	5 6	+36.575 +7.977	122.1
14	5 M. GOODYEAR	MARCH 79B				
15	14 G. AUDI	RALT RT1				
16	18 G. ADELMAN	MARCH 732				
17	24 N. PANCISI	MARCH 722				
18	31 J. STOKES	BRABHAM BT30				
19	41 T. SMITH	MARCH 74B				
20	71 C. WILLIE	CHEVRON B29				
21	88 A. KAPADIA	MARCH 762				
F3						
1	F5 T. GOMMENDY	ARGO JM10	2:58.657	3 4		141.1
2	F78 A. SMITH	MARCH 783	3:00.091	2 3	+1.434 +1.434	140.0
3	F35 P. GERBOUT	RALT RT1	3:01.235	6 7	+2.578 +1.144	139.1
4	F41 C. VAGLIO-GIORS	MARCH 783	3:02.297	8 9	+3.640 +1.062	138.3
5	F72 A. HANCOCK	LOLA T670	3:02.483	7 9	+3.826 +0.186	138.2
6	F28 X. MICHEL	CHEVRON B38	3:05.091	6 7	+6.434 +2.608	136.2
7	F19 R. NALE	RALT RT3	3:06.537	7 8	+7.880 +1.446	135.2
8	F81 D. LEONE	MARCH 783	3:09.615	3 4	+10.958 +3.078	133.0
9	255 D. HORNUNG	RALT RT3	3:12.843	6 8	+14.186 +3.228	130.7
10	F77 L. BAYERS	MARCH 763	3:27.573	7 7	+28.916 +14.730	121.5
11	F31 M. COPPINI	RALT RT1	3:28.548	5 7	+29.891 +0.975	120.9
12	147 L. HANJOU	ARGO JM1	3:44.776	4 7	+46.119 +16.228	112.2
13	F93 A. GRASSO	DALLARA 382	3:56.120	3 4	+57.463 +11.344	106.8
14	F22 L. VALLERY-MASSON	RALT RT3				
15	F44 G. CANDIANI	CHEVRON B38				
16	F55 M. ROSSI DI MONTELERA	RALT RT3				

Published at:

Track Status: **WET**

Race Director Jean-Yves MUNSTERS	Timekeeper Alberto Estébanez 
--	---



11-F2 Classic Interseries

SPA SIX HOURS

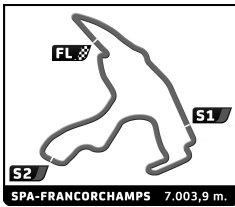
Free Practice 2

Classification by Driver Fastest Lap

No	Team	Car	Class	Driver	Time	Lap	Total	Gap	Kph	
1	21	MARCH 772	1	Matthew WATTS	2:49.948	4	5		148.4	
2	11	MARCH 782	1	Mark CHARTERIS	2:55.358	4	6	5.410	5.410	143.8
3	33	MARCH 782	1	Wolfgang KAUFMANN	2:56.733	6	7	6.785	1.375	142.7
4	62	MARCH 762	1	Manfredo ROSSI DI MONTELEA	2:57.071	5	6	7.123	0.338	142.4
5	3	CHEVRON B40	1	Christopher PORRITT	2:58.205	4	8	8.257	1.134	141.5
6	F5	ARGO JM10	2	Tristan GOMMENDY	2:58.657	3	4	8.709	0.452	141.1
7	F78	MARCH 783	1	Andy SMITH	3:00.091	2	3	10.143	1.434	140.0
8	F35	RALT RT1	1	Pascal GERBOUT	3:01.235	6	7	11.287	1.144	139.1
9	40	MARCH 782	1	Brian MORRIS	3:01.363	5	8	11.415	0.128	139.0
10	F41	MARCH 783	1	Christian VAGLIO-GIORS	3:02.297	8	9	12.349	0.934	138.3
11	F72	LOLA T670	1	Anthony HANCOCK	3:02.483	7	9	12.535	0.186	138.2
12	F28	CHEVRON B38	1	Xavier MICHEL	3:05.091	6	7	15.143	2.608	136.2
13	94	MARCH 73B	3	Martin WOOD	3:05.177	6	8	15.229	0.086	136.2
14	131	CROSSLÉ 18F	2	Bastian BENDER	3:05.975	4	6	16.027	0.798	135.6
15	F19	RALT RT3	2	Roberto NALE	3:06.537	7	8	16.589	0.562	135.2
16	26			CAR #26	3:06.656	6	7	16.708	0.119	135.1
17	23			CAR #23	3:07.682	7	8	17.734	1.026	134.3
18	2	MARTINI MK19/22	1	Philippe BONNY	3:09.211	7	8	19.263	1.529	133.3
19	19			CAR #19	3:09.262	7	8	19.314	0.051	133.2
20	F81	MARCH 783	1	Davide LEONE	3:09.615	3	4	19.667	0.353	133.0
21	64	MARCH 712	2	James KING	3:10.370	5	6	20.422	0.755	132.4
22	255	RALT RT3	2	Daniel HORNING	3:12.843	6	8	22.895	2.473	130.7
23	16	MARCH 712	2	Jeremy CAINE	3:17.217	6	7	27.269	4.374	127.8
24	44	CHEVRON B42	1	Gianluigi CANDIANI	3:18.546	3	5	28.598	1.329	127.0
25	22	MARCH 77B	1	Laurent VALLERY-MASSON	3:26.523	5	6	36.575	7.977	122.1
26	F77	MARCH 763	1	Laurent BAYERS	3:27.573	7	7	37.625	1.050	121.5
27	F31	RALT RT1	1	Marco COPPINI	3:28.548	5	7	38.600	0.975	120.9
28	61			CAR #61	3:42.649	6	7	52.701	14.101	113.2
29	147	ARGO JM1	1	Louis HANJOUL	3:44.776	4	7	54.828	2.127	112.2
30	F93	DALLARA 382	2	Angela GRASSO	3:56.120	3	4	1'06.172	11.344	106.8
31	F44	CHEVRON B38	1	Gianluigi CANDIANI						
32	F22	RALT RT3	2	Laurent VALLERY-MASSON						
33	F55	RALT RT3	2	Manfredo ROSSI DI MONTELEA						
34	5	MARCH 79B	2	Mark GOODYEAR						
35	14	RALT RT1	1	Grégoire AUDI						
36	18	MARCH 732	1	Graham ADELMAN						
37	24	MARCH 722	1	Nick PANCISI						
38	31	BRABHAM BT30	2	Julian STOKES						
39	41	MARCH 74B	3	Thomas SMITH						
40	71	CHEVRON B29	1	Christopher WILLIE						
41	88	MARCH 762	1	Alex KAPADIA						

Published at:

Race Director Jean-Yves MUNSTERS	Timekeeper Alberto Estébanez 
--	--




11-F2 Classic Interseries

SPA SIX HOURS

Free Practice 2

Best Sector Times

Sector 1		Sector 2		Sector 3		No Team	Class	Ideal Lap	Best Lap	
No Driver	Time	No Driver	Time	No Driver	Time					
1	21 M.WATTS	45.000	21 M.WATTS	1:21.198	21 M.WATTS	42.813	1	21	2:49.011	2:49.948 (1)
2	3 C.PORRITT	47.594	F5 T.GOMMENDY	1:22.732	11 M.CHARTERIS	43.242	2	11	2:54.719	2:55.358 (2)
3	11 M.CHARTERIS	47.796	33 W.KAUFMANN	1:23.183	62 M.ROSSI DI MONTELEA	43.946	3	62	2:55.903	2:57.071 (4)
4	33 W.KAUFMANN	48.205	62 M.ROSSI DI MONTELEA	1:23.483	3 C.PORRITT	44.715	4	33	2:56.381	2:56.733 (3)
5	62 M.ROSSI DI MONTELEA	48.474	11 M.CHARTERIS	1:23.681	33 W.KAUFMANN	44.993	5	3	2:57.125	2:58.205 (5)
6	40 B.MORRIS	49.507	F78 A.SMITH	1:23.706	F5 T.GOMMENDY	45.229	6	F5	2:57.816	2:58.657 (6)
7	131 B.BENDER	49.514	F41 C.VAGLIO-GIORS	1:24.602	F35 P.GERBOUT	45.942	7	F78	2:59.527	3:00.091 (7)
8	94 M.WOOD	49.624	F35 P.GERBOUT	1:24.667	40 B.MORRIS	46.058	8	40	3:01.214	3:01.363 (9)
9	F78 A.SMITH	49.639	F72 A.HANCOCK	1:24.761	F78 A.SMITH	46.182	9	F35	3:01.231	3:01.235 (8)
10	F5 T.GOMMENDY	49.855	3 C.PORRITT	1:24.816	F41 C.VAGLIO-GIORS	46.263	10	F41	3:01.819	3:02.297 (10)
11	2 P.BONNY	50.239	40 B.MORRIS	1:25.649	94 M.WOOD	46.317	11	F72	3:02.233	3:02.483 (11)
12	19 CAR #19	50.288	F28 X.MICHEL	1:26.224	26 CAR #26	46.348	12	F28	3:04.924	3:05.091 (12)
13	F35 P.GERBOUT	50.622	F19 R.NALE	1:26.928	F72 A.HANCOCK	46.586	13	26	3:05.083	3:06.656 (16)
14	F72 A.HANCOCK	50.886	26 CAR #26	1:27.623	23 CAR #23	46.791	14	94	3:05.107	3:05.177 (13)
15	64 J.KING	50.925	23 CAR #23	1:28.214	F19 R.NALE	47.310	15	F19	3:05.928	3:06.537 (15)
16	F41 C.VAGLIO-GIORS	50.954	255 D.HORNUNG	1:28.854	F28 X.MICHEL	47.556	16	23	3:07.052	3:07.682 (17)
17	26 CAR #26	51.112	F81 D.LEONE	1:29.012	64 J.KING	47.586	17	19	3:08.923	3:09.262 (19)
18	F28 X.MICHEL	51.144	94 M.WOOD	1:29.166	F81 D.LEONE	48.521	18	2	3:09.202	3:09.211 (18)
19	F19 R.NALE	51.690	19 CAR #19	1:29.921	19 CAR #19	48.714	19	F81	3:09.268	3:09.615 (20)
20	F81 D.LEONE	51.735	2 P.BONNY	1:30.171	2 P.BONNY	48.792	20	64	3:09.298	3:10.370 (21)
21	23 CAR #23	52.047	64 J.KING	1:30.787	255 D.HORNUNG	48.944	21	131	3:12.007	3:05.975 (14)
22	16 J.CAINE	53.226	131 B.BENDER	1:31.823	44 G.CANDIANI	50.434	22	255	3:12.386	3:12.843 (22)
23	255 D.HORNUNG	54.588	16 J.CAINE	1:31.842	131 B.BENDER	50.670	23	16	3:15.991	3:17.217 (23)
24	44 G.CANDIANI	54.894	44 G.CANDIANI	1:32.035	16 J.CAINE	50.923	24	44	3:17.363	3:18.546 (24)
25	F31 M.COPPINI	55.010	22 L.VALLERY-MASSON	1:34.681	22 L.VALLERY-MASSON	52.658	25	22	3:22.377	3:26.523 (25)
26	22 L.VALLERY-MASSON	55.038	F77 L.BAYERS	1:37.534	F77 L.BAYERS	53.378	26	F77	3:26.410	3:27.573 (26)
27	F77 L.BAYERS	55.498	F31 M.COPPINI	1:39.708	F31 M.COPPINI	53.830	27	F31	3:28.548	3:28.548 (27)
28	61 CAR #61	58.189	147 L.HANJOUL	1:45.955	61 CAR #61	56.500	28	61	3:41.916	3:42.649 (28)
29	147 L.HANJOUL	1:00.354	61 CAR #61	1:47.227	147 L.HANJOUL	57.308	29	147	3:43.617	3:44.776 (29)
30	F93 A.GRASSO	1:03.473	F93 A.GRASSO	1:47.805	F93 A.GRASSO	1:03.004	30	F93	3:54.282	3:56.120 (30)




11-F2 Classic Interseries

SPA SIX HOURS

Free Practice 2

Best Top Speed

Team	Car	Class	Top Speed	Top 1	Top 2	Top 3	Top 4	Top 5	Avg					
			Kph	Lap	Kph	Lap	Kph	Lap	Kph					
62	MARCH 762	1	M. ROSSI DI MONTELEA	220.9	4	213.9	5	209.3	3	200.0	6	189.1	2	206.6
21	MARCH 772	1	M. WATTS	216.9	3	212.2	4	206.1	5	199.3	2	198.5	1	206.6
19			CAR #19	212.6	7	211.4	5	204.5	8	202.2	6	196.7	2	205.5
94	MARCH 73B	3	M. WOOD	209.7	8	201.9	7	195.7	4	195.7	6	189.8	2	198.6
3	CHEVRON B40	1	C. PORRITT	203.4	6	198.5	4	195.7	7	195.7	8	192.9	5	197.2
F19	RALT RT3	2	R. NALE	202.2	6	193.9	8	193.5	7	193.2	5	175.3	3	191.6
64	MARCH 712	2	J. KING	201.5	6	196.0	5	189.1	2	179.4	4	175.6	3	188.3
F41	MARCH 783	1	C. VAGLIO-GIORS	200.0	8	197.1	4	194.6	5	194.6	6	185.6	2	194.4
F5	ARGO JM10	2	T. GOMMENDY	198.9	4	196.0	3	194.2	2	166.4	1			188.9
23			CAR #23	198.2	6	193.9	7	193.5	2	193.5	5	191.5	4	194.1
F72	LOLA T670	1	A. HANCOCK	196.7	9	191.2	7	191.2	8	184.9	5	183.1	6	189.4
33	MARCH 782	1	W. KAUFMANN	195.3	7	193.5	6	188.2	5	183.7	4	182.7	3	188.7
F81	MARCH 783	1	D. LEONE	195.3	3	189.5	4	176.8	2	148.6	1			177.6
11	MARCH 782	1	M. CHARTERIS	194.6	4	192.9	5	192.5	2	185.2	3	177.9	6	188.6
131	CROSSLÉ 18F	2	B. BENDER	194.6	4	182.1	6	181.8	3	175.6	5	172.8	2	181.4
16	MARCH 712	2	J. CAINE	193.9	4	191.5	6	190.5	5	180.0	3	172.8	7	185.7
F35	RALT RT1	1	P. GERBOUT	190.8	6	183.1	4	183.1	5	179.7	7	170.6	3	181.5
F78	MARCH 783	1	A. SMITH	189.5	2	182.4	1	178.5	3					183.5
F28	CHEVRON B38	1	X. MICHEL	187.5	7	182.1	6	180.6	3	180.6	4	177.0	2	181.6
22	MARCH 77B	1	L. VALLERY-MASSON	186.9	6	173.6	4	165.6	5	158.6	2	155.4	3	168.0
255	RALT RT3	2	D. HORNUNG	186.2	4	185.2	7	184.6	5	183.7	3	183.4	8	184.6
2	MARTINI MK19/22	1	P. BONNY	184.0	7	172.8	3	170.9	4	170.1	6	166.4	8	172.8
40	MARCH 782	1	B. MORRIS	182.1	6	181.2	4	181.2	5	180.6	8	173.9	7	179.8
26			CAR #26	179.7	5	178.5	2	172.0	3	172.0	7	168.0	4	174.0
F31	RALT RT1	1	M. COPPINI	176.5	5	173.9	4	172.2	6	170.6	2	169.0	3	172.4
44	CHEVRON B42	1	G. CANDIANI	167.4	4	153.4	5	152.3	3	143.4	2	136.9	1	150.7
61			CAR #61	163.6	5	157.4	4	152.8	2	151.0	3	150.8	6	155.1
F77	MARCH 763	1	L. BAYERS	162.9	7	159.3	3	149.6	2	149.0	6	146.9	5	153.5
147	ARGO JM1	1	L. HANJOU	148.4	5	145.6	4	143.8	6	141.4	7	133.0	2	142.4
F93	DALLARA 382	2	A. GRASSO	138.5	4	128.7	3	124.0	2	114.3	1			126.4
5	MARCH 79B	2												
14	RALT RT1	1												
18	MARCH 732	1												
24	MARCH 722	1												
31	BRABHAM BT30	2												
41	MARCH 74B	3												
71	CHEVRON B29	1												
88	MARCH 762	1												
F22	RALT RT3	2												
F44	CHEVRON B38	1												
F55	RALT RT3	2												




11-F2 Classic Interseries

SPA SIX HOURS

Free Practice 2

Fastest Lap Sequence

Elapsed	No Team	Car	Class	Driver	Time	Kph	Lap
6:05.502	F41	MARCH 783	1	Christian VAGLIO-GIORS	3:07.259	134.6	2
6:10.773	11	MARCH 782	1	Mark CHARTERIS	2:59.443	140.5	2
6:22.498	21	MARCH 772	1	Matthew WATTS	2:53.017	145.7	2
12:12.438	21	MARCH 772	1	Matthew WATTS	2:49.948	148.4	4



11-F2 Classic Interseries


SPA SIX HOURS

Free Practice 2

Sector Analysis

Personal Best Session Best Crossing the pit lane

Lap	D	Time	Sector 1	Sector 2	Sector 3	T.Spd	Elapsed	Lap	D	Time	Sector 1	Sector 2	Sector 3	T.Spd	Elapsed
F19 1.Roberto NALE RALT RT3 2								2 1 3:02.309 51.550 1:24.706 46.053 194.2 9:26.068							
1 1 5:20.605 2:56.206 1:33.487 50.912 151.9 5:20.605								3 1 2:58.657 50.696 1:22.732 45.229 196.0 12:24.725							
2 1 3:12.349 53.958 1:29.190 49.201 173.1 8:32.954								4 1 3:14.659 B 49.855 1:25.622 59.182 198.9 15:39.384							
3 1 3:11.871 53.614 1:29.698 48.559 175.3 11:44.825															
4 1 3:13.224 52.848 1:30.267 50.109 175.0 14:58.049															
5 1 3:08.845 52.142 1:28.340 48.363 193.2 18:06.894															
6 1 3:10.296 51.690 1:29.281 49.325 202.2 21:17.190															
7 1 3:06.537 52.299 1:26.928 47.310 193.5 24:23.727															
8 1 3:08.697 52.382 1:28.041 48.274 193.9 27:32.424															
F28 1.Xavier MICHEL CHEVRON B38 1								LOLA T670 1							
1 1 3:53.151 1:29.118 1:33.496 50.537 150.8 3:53.151								1 1 3:22.170 1:06.155 1:27.541 48.474 145.2 3:22.170							
2 1 3:12.752 52.649 1:30.961 49.142 177.0 7:05.903								2 1 3:06.095 51.837 1:27.020 47.238 169.8 6:28.265							
3 1 3:10.186 53.027 1:27.389 49.770 180.6 10:16.089								3 1 3:05.237 51.595 1:26.669 46.973 180.3 9:33.502							
4 1 3:08.357 52.091 1:27.931 48.335 180.6 13:24.446								4 1 3:05.789 51.421 1:27.136 47.232 176.8 12:39.291							
5 1 3:09.125 52.938 1:27.744 48.443 177.0 16:33.571								5 1 3:05.130 51.611 1:26.629 46.890 184.9 15:44.421							
6 1 3:05.091 51.311 1:26.224 47.556 182.1 19:38.662								6 1 3:05.377 52.616 1:26.175 46.586 183.1 18:49.798							
7 1 3:22.552 B 51.144 1:28.497 1:02.911 187.5 23:01.214								7 1 3:02.483 51.047 1:24.761 46.675 191.2 21:52.281							
								8 1 3:03.003 50.886 1:25.411 46.706 191.2 24:55.284							
								9 1 3:05.799 50.962 1:27.413 47.424 196.7 28:01.083							
F77 1.Laurent BAYERS MARCH 763 1															
1 1 5:19.916 2:33.915 1:48.499 57.502 119.3 5:19.916								1 1 5:19.916 2:33.915 1:48.499 57.502 119.3 5:19.916							
2 1 3:32.343 58.805 1:37.534 56.004 149.6 8:52.259								2 1 3:32.343 58.805 1:37.534 56.004 149.6 8:52.259							
3 1 3:32.046 58.989 1:38.551 54.506 159.3 12:24.305								3 1 3:32.046 58.989 1:38.551 54.506 159.3 12:24.305							
4 1 3:31.132 57.770 1:39.283 54.079 143.6 15:55.437								4 1 3:31.132 57.770 1:39.283 54.079 143.6 15:55.437							
5 1 3:28.126 56.484 1:37.692 53.950 146.9 19:23.563								5 1 3:28.126 56.484 1:37.692 53.950 146.9 19:23.563							
6 1 3:27.763 56.625 1:37.731 53.407 149.0 22:51.326								6 1 3:27.763 56.625 1:37.731 53.407 149.0 22:51.326							
7 1 3:27.573 55.498 1:38.697 53.378 162.9 26:18.899								7 1 3:27.573 55.498 1:38.697 53.378 162.9 26:18.899							
F78 1.Andy SMITH MARCH 783 1															
1 1 9:47.174 7:33.779 1:25.387 48.008 182.4 9:47.174								1 1 9:47.174 7:33.779 1:25.387 48.008 182.4 9:47.174							
2 1 3:00.091 50.056 1:23.853 46.182 189.5 12:47.265								2 1 3:00.091 50.056 1:23.853 46.182 189.5 12:47.265							
3 1 3:17.292 B 49.639 1:23.706 1:03.947 178.5 16:04.557								3 1 3:17.292 B 49.639 1:23.706 1:03.947 178.5 16:04.557							
F81 1.Davide LEONE MARCH 783 1															
1 1 5:09.346 2:40.927 1:38.623 49.796 148.6 5:09.346								1 1 5:09.346 2:40.927 1:38.623 49.796 148.6 5:09.346							
2 1 3:12.446 52.239 1:31.686 48.521 176.8 8:21.792								2 1 3:12.446 52.239 1:31.686 48.521 176.8 8:21.792							
3 1 3:09.615 51.735 1:29.012 48.868 195.3 11:31.407								3 1 3:09.615 51.735 1:29.012 48.868 195.3 11:31.407							
4 1 3:38.684 B 53.211 1:38.733 1:06.740 189.5 15:10.091								4 1 3:38.684 B 53.211 1:38.733 1:06.740 189.5 15:10.091							
F93 1.Angela GRASSO DALLARA 382 2															
1 1 6:09.133 3:00.214 2:00.497 1:08.422 114.3 6:09.133								1 1 6:09.133 3:00.214 2:00.497 1:08.422 114.3 6:09.133							
2 1 4:12.779 1:14.670 1:55.105 1:03.004 124.0 10:21.912								2 1 4:12.779 1:14.670 1:55.105 1:03.004 124.0 10:21.912							
3 1 3:56.120 1:03.473 1:47.805 1:04.842 128.7 14:18.032								3 1 3:56.120 1:03.473 1:47.805 1:04.842 128.7 14:18.032							
4 1 4:20.365 B 1:06.631 1:56.171 1:17.563 138.5 18:38.397								4 1 4:20.365 B 1:06.631 1:56.171 1:17.563 138.5 18:38.397							
2 1.Philippe BONNY MARTINI MK19/22 1															
1 1 5:14.374 2:37.833 1:42.801 53.740 135.0 5:14.374								1 1 5:14.374 2:37.833 1:42.801 53.740 135.0 5:14.374							
2 1 3:14.098 54.484 1:30.671 48.943 159.1 8:28.472								2 1 3:14.098 54.484 1:30.671 48.943 159.1 8:28.472							
3 1 3:14.149 52.382 1:32.585 49.182 172.8 11:42.621								3 1 3:14.149 52.382 1:32.585 49.182 172.8 11:42.621							
4 1 3:21.976 54.475 1:34.576 52.925 170.9 15:04.597								4 1 3:21.976 54.475 1:34.576 52.925 170.9 15:04.597							
5 1 3:16.610 53.506 1:30.568 52.536 159.5 18:21.207								5 1 3:16.610 53.506 1:30.568 52.536 159.5 18:21.207							
6 1 3:13.676 53.288 1:31.413 48.975 170.1 21:34.883								6 1 3:13.676 53.288 1:31.413 48.975 170.1 21:34.883							
7 1 3:09.211 50.239 1:30.171 48.801 184.0 24:44.094								7 1 3:09.211 50.239 1:30.171 48.801 184.0 24:44.094							
8 1 3:15.685 53.321 1:33.572 48.792 166.4 27:59.779								8 1 3:15.685 53.321 1:33.572 48.792 166.4 27:59.779							
F5 1.Tristan GOMMENDY ARGO JM10 2															
1 1 6:23.759 4:10.271 1:26.162 47.326 166.4 6:23.759								1 1 6:23.759 4:10.271 1:26.162 47.326 166.4 6:23.759							




11-F2 Classic Interseries SPA SIX HOURS Free Practice 2

Sector Analysis

Personal Best Session Best Crossing the pit lane

Lap	D	Time	Sector 1	Sector 2	Sector 3	T.Spd	Elapsed	Lap	D	Time	Sector 1	Sector 2	Sector 3	T.Spd	Elapsed	
3	1.Christopher PORRITT							CHEVRON B40								
	1	1	5:05.435	2:41.664	1:35.947	47.824	148.6	5:05.435								
	2	1	3:03.127	48.842	1:27.774	46.511	164.4	8:08.562								
	3	1	3:04.430	48.423	1:30.621	45.386	168.2	11:12.992								
	4	1	2:58.205	48.674	1:24.816	44.715	198.5	14:11.197								
	5	1	2:59.404	48.222	1:25.814	45.368	192.9	17:10.601								
	6	1	2:58.825	47.594	1:26.189	45.042	203.4	20:09.426								
	7	1	2:58.599	48.178	1:25.398	45.023	195.7	23:08.025								
	8	1	3:03.110	48.719	1:26.931	47.460	195.7	26:11.135								
11	1.Mark CHARTERIS							MARCH 782								
	1	1	3:11.330	54.189	1:30.779	46.362	142.5	3:11.330								
	2	1	2:59.443	48.525	1:25.794	45.124	192.5	6:10.773								
	3	1	2:57.988	49.553	1:24.378	44.057	185.2	9:08.761								
	4	1	2:55.358	48.435	1:23.681	43.242	194.6	12:04.119								
	5	1	2:58.986	47.796	1:24.652	46.538	192.9	15:03.105								
	6	1	3:11.111 B	48.825	1:26.784	55.502	177.9	18:14.216								
16	1.Jeremy CAINE							MARCH 712								
	1	1	8:00.514	5:26.563	1:40.058	53.893	127.1	8:00.514								
	2	1	3:24.793	56.001	1:37.463	51.329	164.4	11:25.307								
	3	1	3:20.011	54.007	1:34.172	51.832	180.0	14:45.318								
	4	1	3:19.940	53.895	1:34.941	51.104	193.9	18:05.258								
	5	1	3:19.404	53.226	1:35.255	50.923	190.5	21:24.662								
	6	1	3:17.217	54.407	1:31.842	50.968	191.5	24:41.879								
	7	1	3:22.099	53.955	1:34.866	53.278	172.8	28:03.978								
19	1. CAR #19															
	1	1	4:28.106	2:05.096	1:32.642	50.368	172.8	4:28.106								
	2	1	3:14.963	51.829	1:32.782	50.352	196.7	7:43.069								
	3	1	3:14.202	51.685	1:32.635	49.882	175.0	10:57.271								
	4	1	3:10.892	50.968	1:30.331	49.593	185.2	14:08.163								
	5	1	3:11.753	50.572	1:32.467	48.714	211.4	17:19.916								
	6	1	3:10.792	50.546	1:31.384	48.862	202.2	20:30.708								
	7	1	3:09.262	50.288	1:29.921	49.053	212.6	23:39.970								
	8	1	3:11.327	50.501	1:31.091	49.735	204.5	26:51.297								
21	1.Matthew WATTS							MARCH 772								
	1	1	3:29.481	1:16.398	1:28.640	44.443	198.5	3:29.481								
	2	1	2:53.017	45.608	1:22.953	44.456	199.3	6:22.498								
	3	1	2:59.992	49.779	1:21.748	48.465	216.9	9:22.490								
	4	1	2:49.948	45.937	1:21.198	42.813	212.2	12:12.438								
	5	1	3:23.688 B	45.000	1:36.295	1:02.393	206.1	15:36.126								
22	1.Laurent VALLERY-MASSC							MARCH 77B								
	1	1	3:39.622	1:08.273	1:38.691	52.658	136.9	3:39.622								
	2	1	3:39.299 B	56.230	1:36.598	1:06.471	158.6	7:18.921								
	3	1	8:10.860	5:02.831	2:11.760	56.269	155.4	15:29.781								
	4	1	3:28.881	57.778	1:37.261	53.842	173.6	18:58.662								
	5	1	3:26.523	55.676	1:36.915	53.932	165.6	22:25.185								
23	1. CAR #23															
	1	1	5:13.258	2:39.327	1:41.875	52.056	135.0	5:13.258								
	2	1	3:12.427	53.554	1:30.171	48.702	193.5	8:25.685								
	3	1	3:15.250	53.635	1:32.502	49.113	185.2	11:40.935								
	4	1	3:16.368	52.222	1:34.012	50.134	191.5	14:57.303								
	5	1	3:10.523	52.642	1:29.588	48.293	193.5	18:07.826								
26	1. CAR #26															
	1	1	7:38.114 B	5:07.444	1:31.495	59.175	152.3	7:38.114								
	2	1	4:00.042	1:36.165	1:32.702	51.175	178.5	11:38.156								
	3	1	3:18.638	53.343	1:34.472	50.823	172.0	14:56.794								
	4	1	3:11.196	51.552	1:29.578	50.066	168.0	18:07.990								
	5	1	3:10.569	52.403	1:29.953	48.213	179.7	21:18.559								
26	1. CAR #26															
	6	1	3:06.656	52.685	1:27.623	46.348	156.3	24:25.215								
	7	1	3:06.699	51.112	1:28.562	47.025	172.0	27:31.914								
	33	1.Wolfgang KAUFMANN							MARCH 782							
		1	1	5:38.307	3:09.502	1:38.523	50.282	129.5	5:38.307							
		2	1	3:06.000	50.536	1:27.584	47.880	168.2	8:44.307							
3		1	3:03.413	49.332	1:26.171	47.910	182.7	11:47.720								
4		1	3:06.775	49.306	1:29.213	48.256	183.7	14:54.495								
5		1	2:58.652	48.963	1:24.055	45.634	188.2	17:53.147								
6		1	2:56.733	48.557	1:23.183	44.993	193.5	20:49.880								
7		1	3:23.666 B	48.205	1:31.110	1:04.351	195.3	24:13.546								
40	1.Brian MORRIS							MARCH 782								
	1	1	3:42.698	1:19.149	1:33.633	49.916	149.6	3:42.698								
	2	1	3:08.300	52.363	1:28.984	46.953	173.6	6:50.998								
	3	1	3:06.889	51.351	1:28.937	46.601	171.7	9:57.887								
	4	1	3:04.012	49.747	1:25.649	48.616	181.2	13:01.899								
	5	1	3:01.363	49.507	1:25.798	46.058	181.2	16:03.262								
	6	1	3:13.545 B	49.644	1:26.804	57.097	182.1	19:16.807								
	7	1	5:15.134	2:59.418	1:27.518	48.198	173.9	24:31.941								
	8	1	3:16.751 B	50.116	1:28.396	58.239	180.6	27:48.692								
44	1.Gianluigi CANDIANI							CHEVRON B42								
	1	1	3:33.418	1:05.848	1:35.404	52.166	136.9	3:33.418								
	2	1	3:23.828	56.140	1:35.687	52.001	143.4	6:57.246								
	3	1	3:18.546	55.052	1:32.035	51.459	152.3	10:15.792								
	4	1	3:30.326 B	54.894	1:34.191	1:01.241	167.4	13:46.118								
	5	1	13:08.780	...	1:32.875	50.434	153.4	26:54.898								
61	1. CAR #61															
	1	1	4:05.775	1:10.503	1:54.636	1:00.636	85.1	4:05.775								
	2	1	3:45.994	59.775	1:48.052	58.167	152.8	7:51.769								
3	1	3:46.805	58.426	1:49.385	58.994	151.0	11:38.574									



11-F2 Classic Interseries SPA SIX HOURS Free Practice 2

Sector Analysis

■ Personal Best ■ Session Best B Crossing the pit lane

Lap	D	Time	Sector 1	Sector 2	Sector 3	T.Spd	Elapsed	Lap	D	Time	Sector 1	Sector 2	Sector 3	T.Spd	Elapsed
4	1	3:52.602	1:00.440	1:52.378	59.784	157.4	15:31.176	3	1	3:17.435	55.944	1:31.468	50.023	183.7	9:52.870
5	1	3:43.969	1:00.242	1:47.227	56.500	163.6	19:15.145	4	1	3:16.693	56.047	1:31.135	49.511	186.2	13:09.563
6	1	3:42.649	58.189	1:47.443	57.017	150.8	22:57.794	5	1	3:15.004	55.001	1:30.213	49.790	184.6	16:24.567
7	1	4:16.642	B 1:00.749	1:54.411	1:21.482	132.7	27:14.436	6	1	3:12.843	55.045	1:28.854	48.944	182.7	19:37.410

62		1.Manfredo ROSSI DI MONT		MARCH 762			
1	1	5:51.961	3:29.491	1:33.894	48.576	141.9	5:51.961
2	1	3:02.818	51.521	1:26.381	44.916	189.1	8:54.779
3	1	2:59.279	50.006	1:23.911	45.362	209.3	11:54.058
4	1	3:02.082	48.474	1:25.998	47.610	220.9	14:56.140
5	1	2:57.071	48.608	1:24.517	43.946	213.9	17:53.211
6	1	3:11.786	B 48.944	1:23.483	59.359	200.0	21:04.997

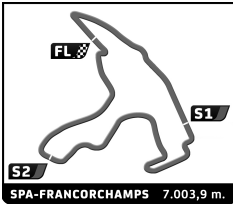
64		1.James KING		MARCH 712			
1	1	5:11.535	2:35.815	1:44.464	51.256	143.6	5:11.535
2	1	3:12.449	52.753	1:31.965	47.731	189.1	8:23.984
3	1	3:15.796	51.584	1:35.973	48.239	175.6	11:39.780
4	1	3:13.808	51.395	1:33.701	48.712	179.4	14:53.588
5	1	3:10.370	51.997	1:30.787	47.586	196.0	18:03.958
6	1	3:26.512	B 50.925	1:32.528	1:03.059	201.5	21:30.470

94		1.Martin WOOD		MARCH 73B			
1	1	3:10.631	50.657	1:31.690	48.284	169.5	3:10.631
2	1	3:09.712	52.435	1:29.230	48.047	189.8	6:20.343
3	1	3:11.889	54.161	1:29.676	48.052	186.9	9:32.232
4	1	3:07.832	50.275	1:29.166	48.391	195.7	12:40.064
5	1	3:10.386	51.916	1:30.503	47.967	175.3	15:50.450
6	1	3:05.177	49.624	1:29.236	46.317	195.7	18:55.627
7	1	3:06.811	49.987	1:29.583	47.241	201.9	22:02.438
8	1	3:08.234	49.903	1:31.077	47.254	209.7	25:10.672

131		1.Bastian BENDER		CROSSLÉ 18F			
1	1	11:52.488	9:14.457			121.1	11:52.488
2	1	3:14.036	52.283			172.8	15:06.524
3	1	3:06.584	50.054			181.8	18:13.108
4	1	3:05.975	49.514			194.6	21:19.083
5	1	3:13.944	51.451	1:31.823	50.670	175.6	24:33.027
6	1	3:21.846	B 51.758			182.1	27:54.873

147		1.Louis HANJOUL		ARGO JM1			
1	1	4:15.537	1:20.216	1:56.757	58.564	118.8	4:15.537
2	1	3:50.170	1:01.592	1:48.528	1:00.050	133.0	8:05.707
3	1	3:47.512	1:00.927	1:49.003	57.582	132.7	11:53.219
4	1	3:44.776	1:00.354	1:47.114	57.308	145.6	15:37.995
5	1	3:46.701	1:01.281	1:46.112	59.308	148.4	19:24.696
6	1	3:45.397	1:01.512	1:45.955	57.930	143.8	23:10.093
7	1	4:13.457	B 1:00.482	1:53.054	1:19.921	141.4	27:23.550

255		1.Daniel HORNING		RALT RT3			
1	1	3:15.954	48.315	1:35.405	52.234	153.4	3:15.954
2	1	3:19.481	56.305	1:33.007	50.169	179.7	6:35.435

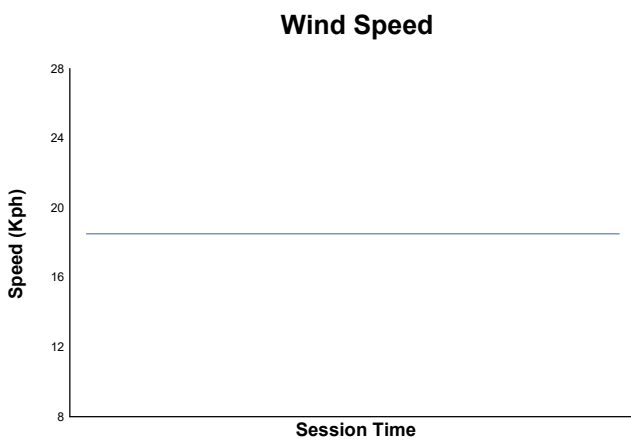
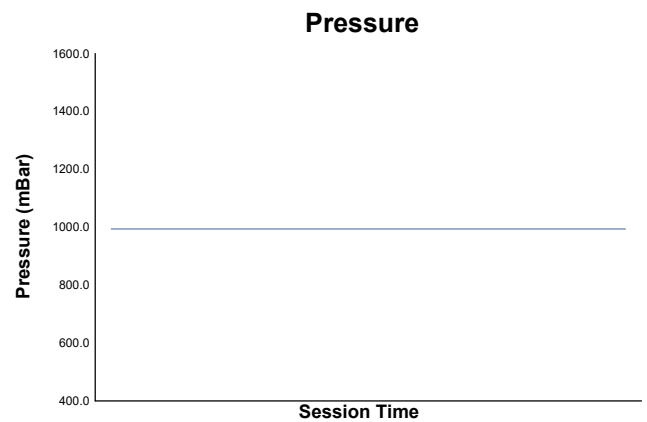
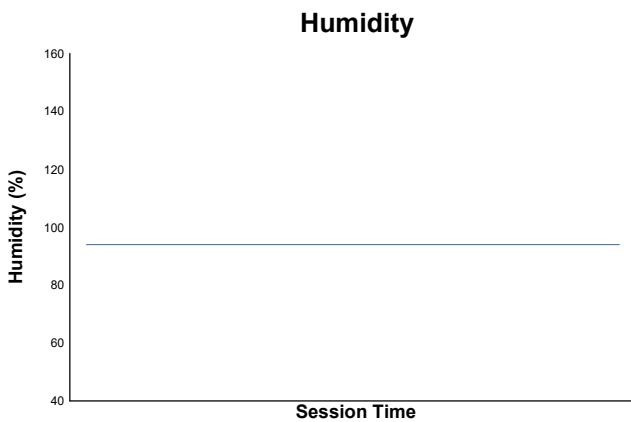
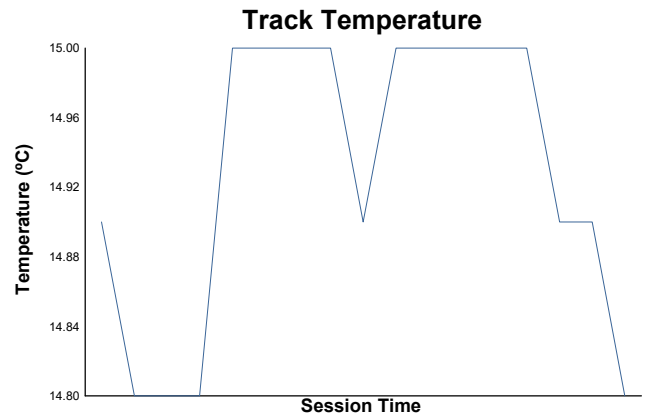
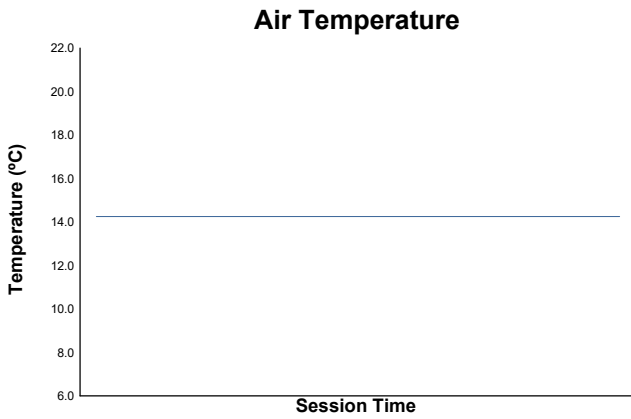


SPA SIX HOURS


11-F2 Classic Interseries

Free Practice 2

Weather Report



Track Status: **WET**



11-F2 Classic Interseries SPA SIX HOURS Qualifying

Final Classification

No Drivers	Team	Car	Cl.	Time	Lap Total	Gap	Kph
1 41 T. SMITH		MARCH 74B	3	3:02.155	8 9	-	138.4
2 11 M. CHARTERIS		MARCH 782	1	3:04.966	5 6	+2.811	136.3
3 33 W. KAUFMANN		MARCH 782	1	3:07.221	7 8	+5.066	134.7
4 88 A. KAPADIA		MARCH 762	1	3:08.734	5 5	+6.579	133.6
5 40 B. MORRIS		MARCH 782	1	3:09.569	6 7	+7.414	133.0
6 131 B. BENDER		CROSSLÉ 18F	2	3:12.532	6 8	+10.377	131.0
7 44 G. CANDIANI		CHEVRON B42	1	3:19.654	7 8	+17.499	126.3
8 26 R. WILTSCHEGG		CHEVRON B39	3	3:19.801	6 8	+17.646	126.2
9 3 C. PORRITT		CHEVRON B40	1	3:20.294	3 5	+18.139	125.9
10 94 M. WOOD		MARCH 73B	3	3:20.800	6 7	+18.645	125.6
11 5 M. GOODYEAR		MARCH 79B	3	3:21.751	6 8	+19.596	125.0
12 19 G. AUDI		RALT RT1	1	3:22.891	7 7	+20.736	124.3
13 22 L. VALLERY-MASSON		MARCH 77B	1	3:29.790	7 7	+27.635	120.2
14 2 P. BONNY		MARTINI MK19/22	1	3:31.637	5 7	+29.482	119.1
15 31 J. STOKES		BRABHAM BT30	2	3:34.496	6 7	+32.341	117.6
16 24 N. PANCISI		MARCH 722	1	3:35.215	6 7	+33.060	117.2
17 16 J. CAINE		MARCH 712	2	3:37.666	6 7	+35.511	115.8
18 64 J. KING		MARCH 712	2	3:48.266	7 7	+46.111	110.5
19 61 M. SYDOW		LOTUS 69	2	4:36.374	4 5	+1:34.219	91.2
20 18 G. ADELMAN		MARCH 732	1				
21 21 M. WATTS		MARCH 772	1		1		
22 50 P. BASON		MARCH 712	2		5		
23 62 M. ROSSI DI MONTELERA		MARCH 762	1		1		
24 71 C. WILLIE		CHEVRON B29	1		1		


Fastest Lap: Lap 8 Thomas SMITH 3:02.155 138.4 Kph

CAR #50 - BEST LAPTIME DELETED DUE TO STEWARDS DECISION Nr. 1

Published at:

Track Status: **WET**

Stewards Ronald BARBIERE, Chairman Alexandre MAGIS Etienne MASSILLON			Timekeeper Alberto Estébanez
--	--	--	--



11-F2 Classic Interseries SPA SIX HOURS Qualifying

Final Classification by Class


No Drivers	Team	Car	Time	Lap Total	Gap	Kph
1						
1	11 M. CHARTERIS	MARCH 782	3:04.966	5 6		136.3
2	33 W. KAUFMANN	MARCH 782	3:07.221	7 8	+2.255 +2.255	134.7
3	88 A. KAPADIA	MARCH 762	3:08.734	5 5	+3.768 +1.513	133.6
4	40 B. MORRIS	MARCH 782	3:09.569	6 7	+4.603 +0.835	133.0
5	44 G. CANDIANI	CHEVRON B42	3:19.654	7 8	+14.688 +10.085	126.3
6	3 C. PORRITT	CHEVRON B40	3:20.294	3 5	+15.328 +0.640	125.9
7	19 G. AUDI	RALT RT1	3:22.891	7 7	+17.925 +2.597	124.3
8	22 L. VALLERY-MASSON	MARCH 77B	3:29.790	7 7	+24.824 +6.899	120.2
9	2 P. BONNY	MARTINI MK19/22	3:31.637	5 7	+26.671 +1.847	119.1
10	24 N. PANCISI	MARCH 722	3:35.215	6 7	+30.249 +3.578	117.2
11	18 G. ADELMAN	MARCH 732				
12	21 M. WATTS	MARCH 772				1
13	62 M. ROSSI DI MONTELERA	MARCH 762				1
14	71 C. WILLIE	CHEVRON B29				1
2						
1	131 B. BENDER	CROSSLÉ 18F	3:12.532	6 8		131.0
2	31 J. STOKES	BRABHAM BT30	3:34.496	6 7	+21.964 +21.964	117.6
3	16 J. CAINE	MARCH 712	3:37.666	6 7	+25.134 +3.170	115.8
4	64 J. KING	MARCH 712	3:48.266	7 7	+35.734 +10.600	110.5
5	61 M. SYDOW	LOTUS 69	4:36.374	4 5	+1'23.842 +48.108	91.2
6	50 P. BASON	MARCH 712				5
3						
1	41 T. SMITH	MARCH 74B	3:02.155	8 9		138.4
2	26 R. WILTSCHEGG	CHEVRON B39	3:19.801	6 8	+17.646 +17.646	126.2
3	94 M. WOOD	MARCH 73B	3:20.800	6 7	+18.645 +0.999	125.6
4	5 M. GOODYEAR	MARCH 79B	3:21.751	6 8	+19.596 +0.951	125.0

CAR #50 - BEST LAPTIME DELETED DUE TO STEWARDS DECISION Nr. 1

Published at:

Track Status: **WET**

Stewards Ronald BARBIERE, Chairman Alexandre MAGIS Etienne MASSILLON			Timekeeper Alberto Estébanez
--	--	--	--



11-F2 Classic Interseries

SPA SIX HOURS


Qualifying

Final Classification by Driver Fastest Lap

No	Team	Car	Class	Driver	Time	Lap	Total	Gap	Kph	
1	41	MARCH 74B	3	Thomas SMITH	3:02.155	8	9		138.4	
2	11	MARCH 782	1	Mark CHARTERIS	3:04.966	5	6	2.811	2.811	136.3
3	33	MARCH 782	1	Wolfgang KAUFMANN	3:07.221	7	8	5.066	2.255	134.7
4	88	MARCH 762	1	Alex KAPADIA	3:08.734	5	5	6.579	1.513	133.6
5	40	MARCH 782	1	Brian MORRIS	3:09.569	6	7	7.414	0.835	133.0
6	131	CROSSLÉ 18F	2	Bastian BENDER	3:12.532	6	8	10.377	2.963	131.0
7	44	CHEVRON B42	1	Gianluigi CANDIANI	3:19.654	7	8	17.499	7.122	126.3
8	26	CHEVRON B39	3	Roland WILTSCHEGG	3:19.801	6	8	17.646	0.147	126.2
9	3	CHEVRON B40	1	Christopher PORRITT	3:20.294	3	5	18.139	0.493	125.9
10	94	MARCH 73B	3	Martin WOOD	3:20.800	6	7	18.645	0.506	125.6
11	5	MARCH 79B	3	Mark GOODYEAR	3:21.751	6	8	19.596	0.951	125.0
12	19	RALT RT1	1	Grégoire AUDI	3:22.891	7	7	20.736	1.140	124.3
13	22	MARCH 77B	1	Laurent VALLÉRY-MASSON	3:29.790	7	7	27.635	6.899	120.2
14	2	MARTINI MK19/22	1	Philippe BONNY	3:31.637	5	7	29.482	1.847	119.1
15	31	BRABHAM BT30	2	Julian STOKES	3:34.496	6	7	32.341	2.859	117.6
16	24	MARCH 722	1	Nick PANCISI	3:35.215	6	7	33.060	0.719	117.2
17	16	MARCH 712	2	Jeremy CAINE	3:37.666	6	7	35.511	2.451	115.8
18	64	MARCH 712	2	James KING	3:48.266	7	7	46.111	10.600	110.5
19	61	LOTUS 69	2	Marc SYDOW	4:36.374	4	5	1'34.219	48.108	91.2
20	50	MARCH 712	2	Paul BASON			5			
21	21	MARCH 772	1	Matthew WATTS			1			
22	62	MARCH 762	1	Manfredo ROSSI DI MONTELEERA			1			
23	71	CHEVRON B29	1	Christopher WILLIE			1			
24	18	MARCH 732	1	Graham ADELMAN						

Published at:


Stewards Ronald BARBIERE, Chairman Alexandre MAGIS Etienne MASSILLON			Timekeeper Alberto Estébanez
--	--	--	--



11-F2 Classic Interseries SPA SIX HOURS Qualifying

Best Sector Times

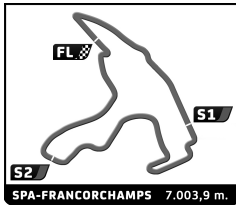
Sector 1		Sector 2		Sector 3		No Team	Class	Ideal Lap	Best Lap		
No Driver	Time	No Driver	Time	No Driver	Time						
1	41 T.SMITH	50.317	88 A.KAPADIA	1:25.969	41 T.SMITH	45.588	1	41	3	3:02.011	3:02.155 (1)
2	33 W.KAUFMANN	51.430	41 T.SMITH	1:26.106	11 M.CHARTERIS	46.016	2	88	1	3:04.508	3:08.734 (4)
3	11 M.CHARTERIS	51.638	11 M.CHARTERIS	1:27.312	88 A.KAPADIA	46.458	3	11	1	3:04.966	3:04.966 (2)
4	88 A.KAPADIA	52.081	33 W.KAUFMANN	1:27.879	40 B.MORRIS	47.811	4	33	1	3:07.221	3:07.221 (3)
5	40 B.MORRIS	53.067	40 B.MORRIS	1:28.232	33 W.KAUFMANN	47.912	5	40	1	3:09.110	3:09.569 (5)
6	131 B.BENDER	53.602	131 B.BENDER	1:29.604	26 R.WILTSCHEGG	49.188	6	131	2	3:12.532	3:12.532 (6)
7	44 G.CANDIANI	53.820	26 R.WILTSCHEGG	1:32.680	131 B.BENDER	49.326	7	26	3	3:17.472	3:19.801 (8)
8	19 G.AUDI	54.239	3 C.PORRITT	1:33.467	3 C.PORRITT	50.233	8	44	1	3:19.562	3:19.654 (7)
9	5 M.GOODYEAR	54.854	94 M.WOOD	1:33.655	94 M.WOOD	50.730	9	3	1	3:19.603	3:20.294 (9)
10	26 R.WILTSCHEGG	55.604	44 G.CANDIANI	1:34.651	44 G.CANDIANI	51.091	10	94	3	3:20.800	3:20.800 (10)
11	3 C.PORRITT	55.903	5 M.GOODYEAR	1:34.991	5 M.GOODYEAR	51.906	11	5	3	3:21.751	3:21.751 (11)
12	94 M.WOOD	56.415	22 L.VALLERY-MASSON	1:35.404	19 G.AUDI	52.270	12	19	1	3:22.081	3:22.891 (12)
13	31 J.STOKES	59.469	19 G.AUDI	1:35.572	22 L.VALLERY-MASSON	53.823	13	22	1	3:29.790	3:29.790 (13)
14	2 P.BONNY	59.772	24 N.PANCISI	1:35.581	16 J.CAINE	54.015	14	2	1	3:31.099	3:31.637 (14)
15	16 J.CAINE	1:00.429	2 P.BONNY	1:36.989	21 M.WATTS	54.225	15	31	2	3:33.414	3:34.496 (15)
16	22 L.VALLERY-MASSON	1:00.563	31 J.STOKES	1:37.978	2 P.BONNY	54.338	16	16	2	3:34.422	3:37.666 (17)
17	24 N.PANCISI	1:02.969	62 M.ROSSI DI MONTELEA	1:39.574	31 J.STOKES	55.967	17	24	1	3:34.979	3:35.215 (16)
18	64 J.KING	1:06.036	21 M.WATTS	1:39.826	24 N.PANCISI	56.429	18	64	2	3:48.266	3:48.266 (18)
19	50 P.BASON	1:08.432	16 J.CAINE	1:39.978	64 J.KING	57.764	19	62	1	3:49.482	
20	62 M.ROSSI DI MONTELEA	1:08.532	64 J.KING	1:44.466	62 M.ROSSI DI MONTELEA	1:01.376	20	50	2	4:05.804	
21	61 M.SYDOW	1:16.771	50 P.BASON	1:47.488	61 M.SYDOW	1:08.659	21	61	2	4:23.716	4:36.374 (19)



11-F2 Classic Interseries SPA SIX HOURS Qualifying

Best Top Speed


Team	Car	Class	Top Speed	Top 1	Top 2	Top 3	Top 4	Top 5	Avg					
				Kph Lap	Kph Lap	Kph Lap	Kph Lap	Kph Lap						
11	MARCH 782	1	M. CHARTERIS	184.0	5	168.5	4	151.3	6	145.6	2	144.6	3	158.8
26	CHEVRON B39	3	R. WILTSCHEGG	184.0	8	176.8	6	175.0	7	143.0	5	115.4	3	158.8
88	MARCH 762	1	A. KAPADIA	182.4	5	156.7	4	154.7	3	146.3	2	123.0	1	152.6
44	CHEVRON B42	1	G. CANDIANI	175.6	7	171.4	6	167.2	8	161.2	5	138.6	4	162.8
19	RALT RT1	1	G. AUDI	174.5	5	169.8	7	167.2	6	165.9	4	153.0	3	166.1
41	MARCH 74B	3	T. SMITH	173.9	8	172.5	7	161.7	5	154.1	9	150.0	6	162.4
33	MARCH 782	1	W. KAUFMANN	165.4	7	156.5	6	154.9	4	153.8	5	146.1	8	155.3
40	MARCH 782	1	B. MORRIS	162.9	7	148.6	5	143.8	6	140.8	4	104.8	1	140.2
131	CROSSLÉ 18F	2	B. BENDER	162.7	7	162.2	6	135.7	5	134.3	8	123.9	4	143.8
3	CHEVRON B40	1	C. PORRITT	158.6	4	148.8	3	134.3	5	121.1	2	95.4	1	131.6
5	MARCH 79B	3	M. GOODYEAR	156.3	7	147.7	8	147.5	6	144.8	5	140.3	4	147.3
16	MARCH 712	2	J. CAINE	154.5	6	139.7	7	135.7	5	115.3	4	101.6	3	129.4
22	MARCH 77B	1	L. VALLERY-MASSON	154.1	7	152.5	6	146.7	5	122.7	4	110.4	3	137.3
94	MARCH 73B	3	M. WOOD	150.4	6	136.4	7	135.0	1	134.8	5	134.5	4	138.2
24	MARCH 722	1	N. PANCISI	146.9	6	137.2	7	133.7	5	115.3	4	109.9	1	128.6
2	MARTINI MK19/22	1	P. BONNY	146.7	6	145.6	5	139.0	7	126.3	4	123.3	3	136.2
21	MARCH 772	1	M. WATTS	142.9	1									142.9
31	BRABHAM BT30	2	J. STOKES	140.8	6	131.7	7	128.4	5	123.0	1	118.8	2	128.5
64	MARCH 712	2	J. KING	135.0	7	126.5	5	123.9	6	113.6	4	103.0	3	120.4
50	MARCH 712	2	P. BASON	132.8	4	121.6	5	107.5	3	97.4	1	93.3	2	110.5
61	LOTUS 69	2	M. SYDOW	120.5	4	110.7	3	110.0	5	102.2	2	84.5	1	105.6
62	MARCH 762	1	M. ROSSI DI MONTELEIRA	117.6	1									117.6
71	CHEVRON B29	1	C. WILLIE	94.3	1									94.3
18	MARCH 732	1												



11-F2 Classic Interseries SPA SIX HOURS Qualifying

Fastest Lap Sequence

Elapsed	No Team	Car	Class	Driver	Time	Kph	Lap
16:56.881	88	MARCH 762	1	Alex KAPADIA	3:09.729	132.9	4
17:11.439	41	MARCH 74B	3	Thomas SMITH	3:09.712	132.9	4
20:05.615	88	MARCH 762	1	Alex KAPADIA	3:08.734	133.6	5
20:08.950	11	MARCH 782	1	Mark CHARTERIS	3:04.966	136.3	5
20:16.282	41	MARCH 74B	3	Thomas SMITH	3:04.843	136.4	5
26:28.526	41	MARCH 74B	3	Thomas SMITH	3:04.311	136.8	7
29:30.681	41	MARCH 74B	3	Thomas SMITH	3:02.155	138.4	8




11-F2 Classic Interseries SPA SIX HOURS Qualifying

Sector Analysis

— Invalidated Lap ■ Personal Best ■ Session Best ■ Crossing the pit lane

Lap	D	Time	Sector 1	Sector 2	Sector 3	T.Spd	Elapsed	Lap	D	Time	Sector 1	Sector 2	Sector 3	T.Spd	Elapsed		
2	1	1.Philippe BONNY MARTINI MK19/22															
		1	1	8:42.740	B	5:13.462	2:06.285	1:22.993	108.4	8:42.740							
		2	1	5:56.159		2:58.613	1:55.207	1:02.339	101.0	14:38.899							
		3	1	3:59.560		1:11.277	1:50.014	58.269	123.3	18:38.459							
		4	1	3:39.207		1:04.085	1:40.784	54.338	126.3	22:17.666							
		5	1	3:31.637		59.772	1:36.989	54.876	145.6	25:49.303							
		6	1	3:32.780		1:00.356	1:37.795	54.629	146.7	29:22.083							
		7	1	3:55.432	B	1:01.084	1:39.732	1:14.616	139.0	33:17.515							
19	1	1.Grégoire AUDI RALT RT1															
		1	1	8:44.574	B	5:28.931	1:51.680	1:23.963	119.7	8:44.574							
		2	1	6:02.288		3:20.946	1:44.398	56.944	114.2	14:46.862							
		3	1	3:33.236		1:00.061	1:39.207	53.968	153.0	18:20.098							
		4	1	3:26.912		57.173	1:36.845	52.894	165.9	21:47.010							
		5	1	3:26.500		55.371	1:38.859	52.270	174.5	25:13.510							
		6	1	3:23.964		54.795	1:36.274	52.895	167.2	28:37.474							
		7	1	3:22.891		54.239	1:35.572	53.080	169.8	32:00.365							
21	1	1.Matthew WATTS MARCH 772															
		1	1	3:18.819		44.768	1:39.826	54.225	142.9	3:18.819							
22	1	1.Laurent VALLERY-MASSC MARCH 77B															
		1	1	4:11.145		1:10.757	1:52.087	1:08.301	93.7	4:11.145							
		2	1	5:09.209	B	1:20.381	2:19.670	1:29.158	98.3	9:20.354							
		3	1	6:08.334		3:08.712	1:53.731	1:05.891	110.4	15:28.688							
		4	1	4:00.795		1:11.484	1:48.683	1:00.628	122.7	19:29.483							
		5	1	3:41.639		1:04.987	1:39.746	56.906	146.7	23:11.122							
		6	1	3:32.833		1:01.128	1:37.550	54.155	152.5	26:43.955							
		7	1	3:29.790		1:00.563	1:35.404	53.823	154.1	30:13.745							
24	1	1.Nick PANCISI MARCH 722															
		1	1	4:18.235		1:08.129	2:02.882	1:07.224	109.9	4:18.235							
		2	1	5:12.126	B	1:21.504	2:18.152	1:32.470	99.9	9:30.361							
		3	1	5:38.272		2:33.969	1:57.125	1:07.178	100.5	15:08.633							
		4	1	4:07.466		1:15.737	1:51.607	1:00.122	115.3	19:16.099							
		5	1	3:42.141		1:06.997	1:38.715	56.429	133.7	22:58.240							
		6	1	3:35.215		1:02.969	1:35.581	56.665	146.9	26:33.455							
		7	1	3:54.228		1:05.899	1:48.697	59.632	137.2	30:27.683							
26	3	1.Roland WILTSCHEGG CHEVRON B39															
		1	1	4:47.532		1:50.421	1:54.347	1:02.764	99.7	4:47.532							
		2	1	4:46.309	B	1:17.569	2:00.005	1:28.735	94.9	9:33.841							
		3	1	5:08.928		2:27.164	1:44.458	57.306	115.4	14:42.769							
		4	1	3:41.671		1:08.475	1:40.592	52.604	108.0	18:24.440							
		5	1	3:24.070		59.366	1:34.183	50.521	143.0	21:48.510							
		6	1	3:19.801		56.932	1:33.681	49.188	176.8	25:08.311							
		7	1	3:20.639		55.822	1:33.176	51.641	175.0	28:28.950							
31	2	1.Julian STOKES BRABHAM BT30															
		1	1	4:22.381		1:15.587	1:57.077	1:09.717	123.0	4:22.381							
		2	1	5:03.231	B	1:16.893	2:13.895	1:32.443	118.8	9:25.612							



11-F2 Classic Interseries SPA SIX HOURS Qualifying

Sector Analysis

— Invalidated Lap ■ Personal Best ■ Session Best B Crossing the pit lane

Lap	D	Time	Sector 1	Sector 2	Sector 3	T.Spd	Elapsed	Lap	D	Time	Sector 1	Sector 2	Sector 3	T.Spd	Elapsed
3	1	5:35.768	2:36.886	1:54.867	1:04.015	116.0	15:01.380	1	1	5:30.358	1:59.432	2:13.242	1:17.684	97.4	5:30.358
4	1	3:55.393	1:13.112	1:43.214	59.067	115.6	18:56.773	2	1	5:14.620B	1:31.320	2:08.759	1:34.541	93.3	10:44.978
5	1	3:39.389	1:04.940	1:38.482	55.967	128.4	22:36.162	3	1	5:11.329	2:05.372	1:56.073	1:09.884	107.5	15:56.307
6	1	3:34.496	59.469	1:37.978	57.049	140.8	26:10.658	4	1	4:04.283	1:13.467	1:49.398	1:01.418	132.8	20:00.590
7	1	4:06.601B	1:03.932	1:45.351	1:17.318	131.7	30:17.259	5	1	4:15.431B	1:08.432	1:47.488	1:19.511	121.6	24:16.021

33	1.Wolfgang KAUFMANN	MARCH 782	1				
1	1	4:28.368	1:37.283	1:53.629	57.456	86.2	4:28.368
2	1	4:27.447B	1:04.886	2:02.243	1:20.318	126.5	8:55.815
3	1	5:08.338	2:37.591	1:38.273	52.474	102.0	14:04.153
4	1	3:17.302	56.125	1:32.044	49.133	154.9	17:21.455
5	1	3:12.398	53.037	1:30.795	48.566	153.8	20:33.853
6	1	3:11.071	52.185	1:29.811	49.075	156.5	23:44.924
7	1	3:07.221	51.430	1:27.879	47.912	165.4	26:52.145
8	1	3:49.904B	58.717	1:39.606	1:11.581	146.1	30:42.049

40	1.Brian MORRIS	MARCH 782	1				
1	1	4:05.946	1:11.913	1:54.204	59.829	104.8	4:05.946
2	1	4:30.897B	1:08.244	1:59.615	1:23.038	98.2	8:36.843
3	1	5:36.275	2:59.738	1:42.982	53.555	99.3	14:13.118
4	1	3:26.432	1:00.520	1:34.851	51.061	140.8	17:39.550
5	1	3:13.291	55.010	1:30.470	47.811	148.6	20:52.841
6	1	3:09.569	53.067	1:28.232	48.270	143.8	24:02.410
7	1	3:28.291B	55.282	1:30.532	1:02.477	162.9	27:30.701

41	1.Thomas SMITH	MARCH 74B	3				
1	1	3:44.996	1:08.487	1:41.685	54.824	107.0	3:44.996
2	1	4:05.632B	1:10.100	1:43.984	1:11.548	128.7	7:50.628
3	1	6:11.099	3:44.608	1:37.053	49.438	107.5	14:01.727
4	1	3:09.712	53.898	1:28.035	47.779	144.2	17:11.439
5	1	3:04.843	52.975	1:26.106	45.762	161.7	20:16.282
6	1	3:07.933	52.693	1:28.518	46.722	150.0	23:24.215
7	1	3:04.311	50.775	1:26.498	47.038	172.5	26:28.526
8	1	3:02.155	50.317	1:26.250	45.588	173.9	29:30.681
9	1	3:26.240B	54.311	1:32.040	59.889	154.1	32:56.921

44	1.Gianluigi CANDIANI	CHEVRON B42	1				
1	1	5:18.302	2:12.570	2:01.038	1:04.694	105.9	5:18.302
2	1	5:03.269B	1:18.232	2:13.526	1:31.511	85.3	10:21.571
3	1	4:58.209	2:20.143	1:41.504	56.562	138.1	15:19.780
4	1	3:38.380	1:02.304	1:40.439	55.637	138.6	18:58.160
5	1	3:26.254	57.213	1:35.596	53.445	161.2	22:24.414
6	1	3:21.854	55.315	1:35.448	51.091	171.4	25:46.268
7	1	3:19.654	53.842	1:34.651	51.161	175.6	29:05.922
8	1	3:19.904	53.820	1:34.986	51.098	167.2	32:25.826

50	1.Paul BASON	MARCH 712	2
-----------	--------------	-----------	---

61	1.Marc SYDOW	LOTUS 69	2				
1	1	5:51.397	1:54.381	2:32.155	1:24.861	84.5	5:51.397
2	1	9:05.561	5:40.132	2:10.793	1:14.636	102.2	14:56.958
3	1	4:42.535	1:22.207	2:11.669	1:08.659	110.7	19:39.493
4	1	4:36.374	1:17.642	1:58.531	1:20.201	120.5	24:15.867
5	1	4:39.163B	1:16.771	1:58.286	1:24.106	110.0	28:55.030


62	1.Manfredo ROSSI DI MONT	MARCH 762	1				
1	1	3:57.312	1:16.362	1:39.574	1:01.376	117.6	3:57.312

64	1.James KING	MARCH 712	2				
1	1	5:03.227	1:48.147	2:04.951	1:10.129	82.1	5:03.227
2	1	5:16.527B	1:31.211	2:14.811	1:30.505	85.2	10:19.754
3	1	5:32.662	2:24.806	1:59.749	1:08.107	103.0	15:52.416
4	1	4:04.804	1:12.326	1:50.901	1:01.577	113.6	19:57.220
5	1	3:56.934	1:06.626	1:48.820	1:01.488	126.5	23:54.154
6	1	3:58.130	1:08.053	1:46.970	1:03.107	123.9	27:52.284
7	1	3:48.266	1:06.036	1:44.466	57.764	135.0	31:40.550

71	1.Christopher WILLIE	CHEVRON B29	1				
1	1	4:31.252	1:31.995	1:48.166	1:11.091	94.3	4:31.252

88	1.Alex KAPADIA	MARCH 762	1				
1	1	3:29.111	47.945	1:40.200	1:00.966	123.0	3:29.111
2	1	3:51.077B	1:05.107	1:36.320	1:09.650	146.3	7:20.188
3	1	6:26.964	4:05.262	1:31.154	50.548	154.7	13:47.152
4	1	3:09.729	56.009	1:27.262	46.458	156.7	16:56.881
5	1	3:08.734	52.081	1:25.969	50.684	182.4	20:05.615

94	1.Martin WOOD	MARCH 73B	3				
1	1	3:43.993	49.981	1:55.444	58.568	135.0	3:43.993
2	1	4:46.261B	1:16.594	2:02.097	1:27.570	103.7	8:30.254
3	1	5:53.021	3:02.640	1:54.449	55.932	103.5	14:23.275
4	1	3:31.206	1:01.442	1:37.470	52.294	134.5	17:54.481
5	1	3:22.924	58.457	1:33.729	50.738	134.8	21:17.405
6	1	3:20.800	56.415	1:33.655	50.730	150.4	24:38.205
7	1	3:46.855B	58.635	1:38.948	1:09.272	136.4	28:25.060

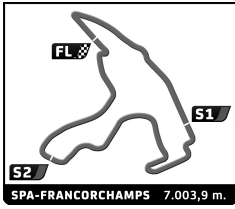


11-F2 Classic Interseries SPA SIX HOURS Qualifying

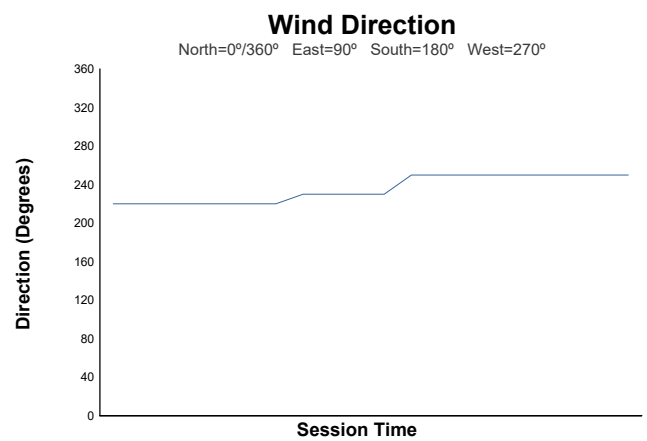
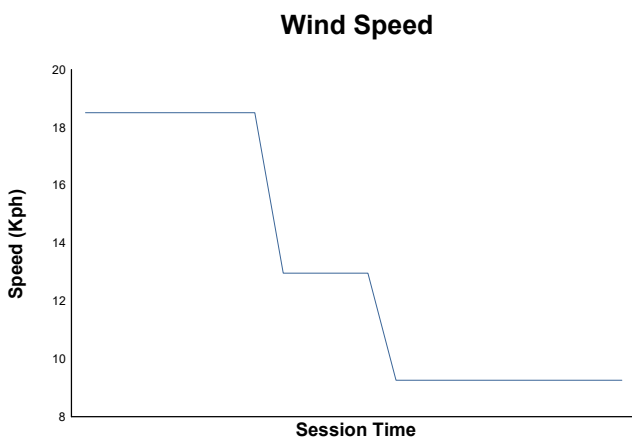
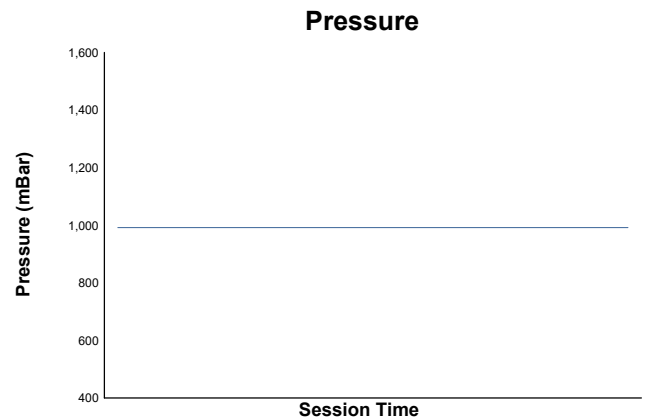
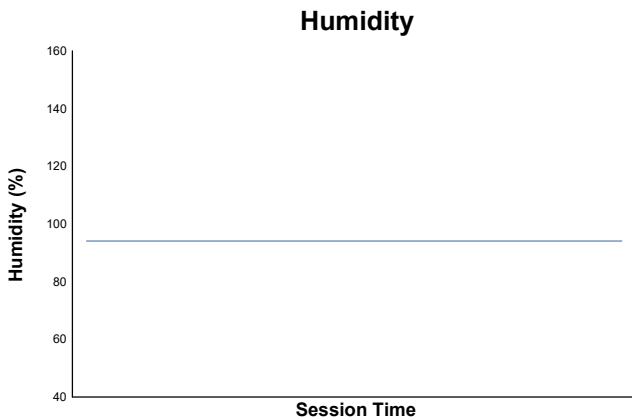
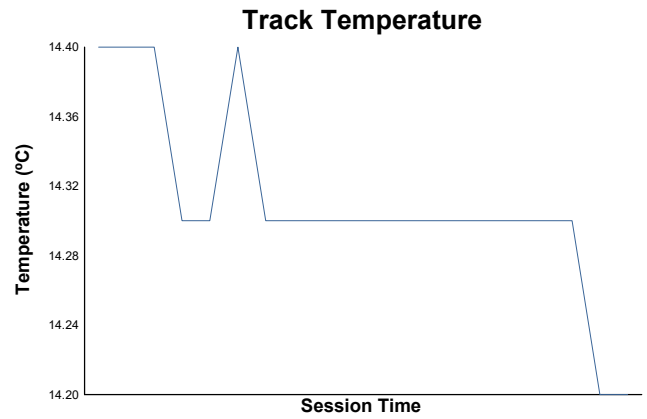
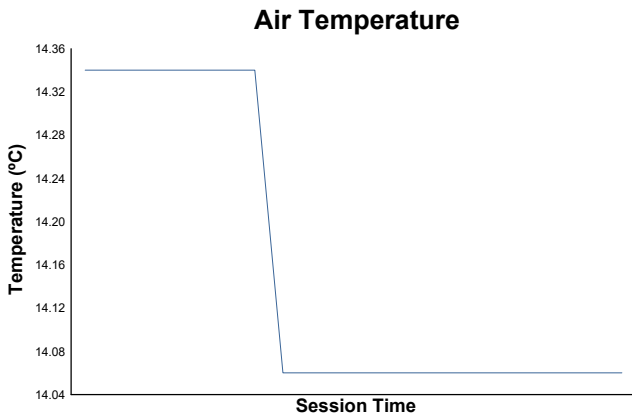
Sector Analysis

_ Invalidated Lap
 ■ Personal Best
 ■ Session Best
 B Crossing the pit lane


Lap	D	Time	Sector 1	Sector 2	Sector 3	T.Sp	Elapsed	Lap	D	Time	Sector 1	Sector 2	Sector 3	T.Sp	Elapsed
							CROSSLÉ 18F								
							2								
131		1. Bastian BENDER													
1	1	5:06.091	2:02.943	2:02.953	1:00.195	97.1	5:06.091								
2	1	4:50.181 B	1:23.898	1:59.161	1:27.122	96.7	9:56.272								
3	1	4:52.308	2:17.297	1:39.966	55.045	119.7	14:48.580								
4	1	3:37.621	1:04.004	1:39.789	53.828	123.9	18:26.201								
5	1	3:37.302	1:08.064	1:33.706	55.532	135.7	22:03.503								
6	1	3:12.532	53.602	1:29.604	49.326	162.2	25:16.035								
7	1	3:25.668	58.452	1:32.362	54.854	162.7	28:41.703								
8	1	4:01.737 B	1:04.187	1:35.562	1:21.988	134.3	32:43.440								



11-F2 Classic Interseries SPA SIX HOURS Qualifying Weather Report



Track Status: **WET**



11-F2 Classic Interseries

SPA SIX HOURS

Race 1 (25 Minutes)

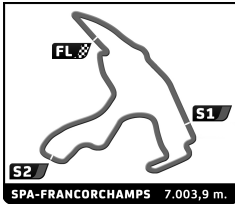
Final Starting Grid

Manfredo ROSSI DI MONTELEA	62	- 12 -	71	Christopher WILLIE
Matthew WATTS	21	- 11 -	50	Paul BASON
4:36.374				
Marc SYDOW	61	- 10 -	18	Graham ADELMAN
3:37.666				3:48.266
Jeremy CAINE	16	- 9 -	64	James KING
3:34.496				3:35.215
Julian STOKES	31	- 8 -	24	Nick PANCISI
3:29.790				3:31.637
Laurent VALLERY-MASSON	22	- 7 -	2	Philippe BONNY
3:21.751				3:22.891
Mark GOODYEAR	5	- 6 -	19	Grégoire AUDI
3:20.294				3:20.800
Christopher PORRITT	3	- 5 -	94	Martin WOOD
3:19.654				3:19.801
Gianluigi CANDIANI	44	- 4 -	26	Roland WILTSCHEGG
3:09.569				3:12.532
Brian MORRIS	40	- 3 -	131	Bastian BENDER
3:07.221				3:08.734
Wolfgang KAUFMANN	33	- 2 -	88	Alex KAPADIA
3:02.155				3:04.966
Thomas SMITH	41	- 1 -	11	Mark CHARTERIS

Pole



Stewards Ronald BARBIERE, Chairman	Alexandre MAGIS	Etienne MASSILLON	Timekeeper Alberto Estébanez
--	-----------------	-------------------	--



11-F2 Classic Interseries

SPA SIX HOURS

Race 1 (25 Minutes)

Final Classification

No Drivers	Team	Car	Cl.	Laps	Total Time	Gap	Kph	Best Lap		
								Lap	Time	Kph
1	21 M. WATTS	MARCH 772	1	11	26:12.285	-	176.1	8	2:19.115	181.2
2	33 W. KAUFMANN	MARCH 782	1	11	26:18.388	+6.103	175.4	9	2:21.121	178.7
3	88 A. KAPADIA	MARCH 762	1	11	26:25.267	+12.982	174.7	8	2:21.181	178.6
4	22 L. VALLERY-MASSON	MARCH 77B	1	11	27:03.872	+51.587	170.5	7	2:23.187	176.1
5	3 C. PORRITT	CHEVRON B40	1	11	27:41.746	+1:29.461	166.6	7	2:27.748	170.7
6	19 G. AUDI	RALT RT1	1	11	28:12.567	+2:00.282	163.6	9	2:30.852	167.1
7	18 G. ADELMAN	MARCH 732	1	11	28:12.905	+2:00.620	163.6	8	2:29.857	168.3
8	94 M. WOOD	MARCH 73B	3	11	28:29.581	+2:17.296	162.0	10	2:32.105	165.8
9	71 C. WILLIE	CHEVRON B29	1	11	28:36.522	+2:24.237	161.3	7	2:31.980	165.9
10	11 M. CHARTERIS	MARCH 782	1	10	24:12.271	1 Lap	173.3	5	2:23.111	176.2
11	2 P. BONNY	MARTINI MK19/22	1	10	26:39.335	1 Lap	157.4	10	2:32.941	164.9
12	31 J. STOKES	BRABHAM BT30	2	10	26:53.560	1 Lap	156.0	6	2:38.742	158.8
13	5 M. GOODYEAR	MARCH 79B	3	10	27:00.978	1 Lap	155.3	9	2:38.249	159.3
14	50 P. BASON	MARCH 712	2	10	28:06.260	1 Lap	149.3	10	2:42.977	154.7
15	16 J. CAINE	MARCH 712	2	10	28:07.865	1 Lap	149.1	10	2:43.642	154.1
16	61 M. SYDOW	LOTUS 69	2	9	27:32.800	2 Laps	137.0	6	2:42.600	155.1
17	62 M. ROSSI DI MONTELEA	MARCH 762	1	7	18:33.197	4 Laps	158.2	4	2:33.162	164.6
18	64 J. KING	MARCH 712	2	7	26:54.118	4 Laps	109.1	4	2:42.561	155.1
19	24 N. PANCISI	MARCH 722	1	6	15:48.902	5 Laps	159.0	5	2:33.210	164.6
20	41 T. SMITH	MARCH 74B	3	4	9:57.237	7 Laps	168.1	3	2:25.933	172.8
21	40 B. MORRIS	MARCH 782	1	3	7:37.720	8 Laps	164.3	2	2:32.270	165.6
22	131 B. BENDER	CROSSLÉ 18F	2	2	6:03.471	9 Laps	137.5			
23	26 R. WILTSCHEGG	CHEVRON B39	3	2	6:16.680	9 Laps	132.7			
24	44 G. CANDIANI	CHEVRON B42	1	1	2:37.435	10 Laps	157.4			

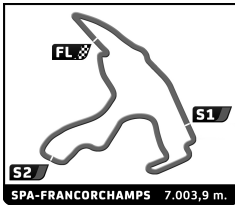
Pole Position:	Thomas SMITH	3:02.155	138.4 Kph
Fastest Lap:	Lap 8 Matthew WATTS	2:19.115	181.2 Kph

CARS #3 & #71 - TIME PENALTY OF 5 SECONDS - TRACK LIMITS
 CAR #61 - TIME PENALTY OF 30 SECONDS - STEWARDS DECISION N°4

Published at:

Track Status: **DRY**

Stewards Ronald BARBIERE, Chairman Alexandre MAGIS Etienne MASSILLON			Timekeeper Alberto Estébanez
--	--	--	--



11-F2 Classic Interseries

SPA SIX HOURS

Race 1 (25 Minutes)

Final Classification by Class


No Drivers	Team	Car	Laps	Total Time	Gap	Kph	Best Lap		
							Lap	Time	Kph
1									
1	21 M. WATTS	MARCH 772	11	26:12.285		176.1	8	2:19.115	181.2
2	33 W. KAUFMANN	MARCH 782	11	26:18.388	+6.103	175.4	9	2:21.121	178.7
3	88 A. KAPADIA	MARCH 762	11	26:25.267	+12.982	174.7	8	2:21.181	178.6
4	22 L. VALLERY-MASSON	MARCH 77B	11	27:03.872	+51.587	170.5	7	2:23.187	176.1
5	3 C. PORRITT	CHEVRON B40	11	27:41.746	+1'29.461	166.6	7	2:27.748	170.7
6	19 G. AUDI	RALT RT1	11	28:12.567	+2'00.282	163.6	9	2:30.852	167.1
7	18 G. ADELMAN	MARCH 732	11	28:12.905	+2'00.620	163.6	8	2:29.857	168.3
8	71 C. WILLIE	CHEVRON B29	11	28:36.522	+2'24.237	161.3	7	2:31.980	165.9
9	11 M. CHARTERIS	MARCH 782	10	24:12.271	1 Lap	173.3	5	2:23.111	176.2
10	2 P. BONNY	MARTINI MK19/22	10	26:39.335	1 Lap	157.4	10	2:32.941	164.9
11	62 M. ROSSI DI MONTELERA	MARCH 762	7	18:33.197	4 Laps	158.2	4	2:33.162	164.6
12	24 N. PANCISI	MARCH 722	6	15:48.902	5 Laps	159.0	5	2:33.210	164.6
13	40 B. MORRIS	MARCH 782	3	7:37.720	8 Laps	164.3	2	2:32.270	165.6
14	44 G. CANDIANI	CHEVRON B42	1	2:37.435	10 Laps	157.4			
2									
1	31 J. STOKES	BRABHAM BT30	10	26:53.560		156.0	6	2:38.742	158.8
2	50 P. BASON	MARCH 712	10	28:06.260	+1'12.700	149.3	10	2:42.977	154.7
3	16 J. CAINE	MARCH 712	10	28:07.865	+1'14.305	149.1	10	2:43.642	154.1
4	61 M. SYDOW	LOTUS 69	9	27:32.800	1 Lap	137.0	6	2:42.600	155.1
5	64 J. KING	MARCH 712	7	26:54.118	3 Laps	109.1	4	2:42.561	155.1
6	131 B. BENDER	CROSSLÉ 18F	2	6:03.471	8 Laps	137.5			
3									
1	94 M. WOOD	MARCH 73B	11	28:29.581		162.0	10	2:32.105	165.8
2	5 M. GOODYEAR	MARCH 79B	10	27:00.978	1 Lap	155.3	9	2:38.249	159.3
3	41 T. SMITH	MARCH 74B	4	9:57.237	7 Laps	168.1	3	2:25.933	172.8
4	26 R. WILTSCHEGG	CHEVRON B39	2	6:16.680	9 Laps	132.7			

CARS #3 & #71 - TIME PENALTY OF 5 SECONDS - TRACK LIMITS
 CAR #61 - TIME PENALTY OF 30 SECONDS - STEWARDS DECISION N°4

Published at:

Track Status: **DRY**

Stewards Ronald BARBIERE, Chairman Alexandre MAGIS Etienne MASSILLON			Timekeeper Alberto Estébanez
--	--	--	--



11-F2 Classic Interseries

SPA SIX HOURS

Race 1

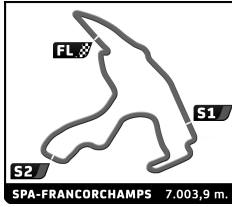
Amended

Final Classification by Driver Fastest Lap

No	Team	Car	Class	Driver	Time Lap	Total	Gap	Kph
1	21	MARCH 772	1	Matthew WATTS	2:19.115	8 11		181.2
2	33	MARCH 782	1	Wolfgang KAUFMANN	2:21.121	9 11	2.006	178.7
3	88	MARCH 762	1	Alex KAPADIA	2:21.181	8 11	2.066	178.6
4	11	MARCH 782	1	Mark CHARTERIS	2:23.111	5 10	3.996	176.2
5	22	MARCH 77B	1	Laurent VALLERY-MASSON	2:23.187	7 11	4.072	176.1
6	41	MARCH 74B	3	Thomas SMITH	2:25.933	3 4	6.818	172.8
7	3	CHEVRON B40	1	Christopher PORRITT	2:27.748	7 11	8.633	170.7
8	18	MARCH 732	1	Graham ADELMAN	2:29.857	8 11	10.742	168.3
9	19	RALT RT1	1	Grégoire AUDI	2:30.852	9 11	11.737	167.1
10	71	CHEVRON B29	1	Christopher WILLIE	2:31.980	7 11	12.865	165.9
11	94	MARCH 73B	3	Martin WOOD	2:32.105	10 11	12.990	165.8
12	40	MARCH 782	1	Brian MORRIS	2:32.270	2 3	13.155	165.6
13	2	MARTINI MK19/22	1	Philippe BONNY	2:32.941	10 10	13.826	164.9
14	62	MARCH 762	1	Manfredo ROSSI DI MONTELEERA	2:33.162	4 7	14.047	164.6
15	24	MARCH 722	1	Nick PANCISI	2:33.210	5 6	14.095	164.6
16	5	MARCH 79B	3	Mark GOODYEAR	2:38.249	9 10	19.134	159.3
17	31	BRABHAM BT30	2	Julian STOKES	2:38.742	6 10	19.627	158.8
18	64	MARCH 712	2	James KING	2:42.561	4 7	23.446	155.1
19	61	LOTUS 69	2	Marc SYDOW	2:42.600	6 9	23.485	155.1
20	50	MARCH 712	2	Paul BASON	2:42.977	10 10	23.862	154.7
21	16	MARCH 712	2	Jeremy CAINE	2:43.642	10 10	24.527	154.1
22	26	CHEVRON B39	3	Roland WILTSCHEGG		2		
23	131	CROSSLÉ 18F	2	Bastian BENDER		2		
24	44	CHEVRON B42	1	Gianluigi CANDIANI		1		

Published at:

Stewards Ronald BARBIERE, Chairman Alexandre MAGIS Etienne MASSILLON			Timekeeper Alberto Estébanez



11-F2 Classic Interseries SPA SIX HOURS


Amended

Race 1

Lap Chart

		Lap											
No	Pos	Grid	1	2	3	4	5	6	7	8	9	10	11
41	1	41	11	33	33	33	33	21	21	21	21	21	21
11	2	11	33	11	88	88	21	33	33	33	33	33	33
33	3	33	41	88	11	21	88	88	88	88	88	88	88
88	4	88	88	41	21	11	11	11	11	11	11	11	22
40	5	40	40	21	41	41	22	22	22	22	22	22	3
131	6	131	21	40	40	22	3	3	3	3	3	3	19
44	7	44	3	3	3	3	19	19	18	18	18	18	18
26	8	26	44	22	22	19	18	18	19	19	19	19	94
3	9	3	22	94	19	18	62	94	94	94	94	94	71
94	10	94	94	19	94	94	62	71	71	71	71	71	
5	11	5	19	71	18	62	71	24	62	2	2	2	
19	12	19	131	18	71	71	24	71	31	31	31	31	
22	13	22	31	62	62	24	31	31	2	5	5	5	
2	14	2	26	24	24	31	2	2	5	50	50	50	
31	15	31	24	31	31	2	5	5	16	16	16	16	
24	16	24	71	5	5	5	16	16	50	61	61		
16	17	16	5	2	2	16	50	50	61				
64	18	64	18	16	50	50	61	61	64				
61	19	61	62	50	16	61	64	64					
18	20	18	2	131	61	64							
21	21	21	16	26	64								
50	22	50	50	64									
62	23	62	61	61									
71	24	71	64										





11-F2 Classic Interseries


SPA SIX HOURS

Race 1

Amended

Best Sector Times

Sector 1		Sector 2		Sector 3		No Team	Class	Ideal Lap	Best Lap	
No Driver	Time	No Driver	Time	No Driver	Time					
1	21 M.WATTS	39.829	21 M.WATTS	1:03.779	21 M.WATTS	35.354	1	21	2:18.962	2:19.115 (1)
2	88 A.KAPADIA	40.505	88 A.KAPADIA	1:03.804	33 W.KAUFMANN	35.862	2	88	2:20.368	2:21.181 (3)
3	33 W.KAUFMANN	40.765	33 W.KAUFMANN	1:04.430	88 A.KAPADIA	36.059	3	33	2:21.057	2:21.121 (2)
4	22 L.VALLERY-MASSON	41.330	11 M.CHARTERIS	1:04.548	11 M.CHARTERIS	36.437	4	11	2:22.865	2:23.111 (4)
5	11 M.CHARTERIS	41.880	22 L.VALLERY-MASSON	1:04.830	41 T.SMITH	36.796	5	22	2:23.187	2:23.187 (5)
6	3 C.PORRITT	42.125	41 T.SMITH	1:05.118	22 L.VALLERY-MASSON	37.027	6	41	2:24.341	2:25.933 (6)
7	41 T.SMITH	42.427	3 C.PORRITT	1:07.876	3 C.PORRITT	37.543	7	3	2:27.544	2:27.748 (7)
8	71 C.WILLIE	42.650	62 M.ROSSI DI MONTELEA	1:07.998	18 G.ADELMAN	38.012	8	18	2:29.740	2:29.857 (8)
9	18 G.ADELMAN	42.903	18 G.ADELMAN	1:08.825	2 P.BONNY	38.038	9	19	2:30.213	2:30.852 (9)
10	19 G.AUDI	42.945	19 G.AUDI	1:08.948	19 G.AUDI	38.320	10	71	2:30.847	2:31.980(10)
11	94 M.WOOD	43.192	40 B.MORRIS	1:09.183	94 M.WOOD	38.390	11	40	2:31.139	2:32.270(12)
12	24 N.PANCISI	43.251	71 C.WILLIE	1:09.758	40 B.MORRIS	38.437	12	94	2:31.785	2:32.105(11)
13	40 B.MORRIS	43.519	24 N.PANCISI	1:09.793	71 C.WILLIE	38.439	13	24	2:32.794	2:33.210(15)
14	2 P.BONNY	43.626	94 M.WOOD	1:10.203	62 M.ROSSI DI MONTELEA	39.489	14	2	2:32.941	2:32.941(13)
15	31 J.STOKES	44.933	44 G.CANDIANI	1:10.866	24 N.PANCISI	39.750	15	62	2:33.162	2:33.162(14)
16	50 P.BASON	45.423	2 P.BONNY	1:11.277	5 M.GOODYEAR	40.172	16	5	2:37.755	2:38.249(16)
17	62 M.ROSSI DI MONTELEA	45.675	31 J.STOKES	1:11.743	131 B.BENDER	40.332	17	31	2:37.845	2:38.742(17)
18	5 M.GOODYEAR	45.738	5 M.GOODYEAR	1:11.845	61 M.SYDOW	40.971	18	44	2:38.250	
19	64 J.KING	46.085	16 J.CAINE	1:13.656	64 J.KING	41.040	19	61	2:41.977	2:42.600(19)
20	44 G.CANDIANI	46.090	61 M.SYDOW	1:14.272	31 J.STOKES	41.169	20	50	2:42.402	2:42.977(20)
21	61 M.SYDOW	46.734	50 P.BASON	1:15.144	44 G.CANDIANI	41.294	21	64	2:42.560	2:42.561(18)
22	26 R.WILTSCHEGG	46.940	26 R.WILTSCHEGG	1:15.278	16 J.CAINE	41.465	22	16	2:42.923	2:43.642(21)
23	131 B.BENDER	47.690	64 J.KING	1:15.435	26 R.WILTSCHEGG	41.561	23	26	2:43.779	
24	16 J.CAINE	47.802	131 B.BENDER	1:16.277	50 P.BASON	41.835	24	131	2:44.299	




11-F2 Classic Interseries SPA SIX HOURS Race 1

Amended

Best Top Speed

Team	Car	Class	Top Speed	Top 1		Top 2		Top 3		Top 4		Top 5		
				Kph	Lap	Kph	Lap	Kph	Lap	Kph	Lap	Kph	Lap	Avg
21	MARCH 772	1	M. WATTS	251.7	6	250.6	2	248.8	8	245.5	10	245.5	7	248.4
88	MARCH 762	1	A. KAPADIA	250.6	10	250.6	9	247.1	8	246.6	6	245.5	11	248.1
33	MARCH 782	1	W. KAUFMANN	245.5	10	243.2	5	242.7	6	241.6	9	241.6	7	242.9
19	RALT RT1	1	G. AUDI	243.2	6	242.7	10	241.6	11	241.6	9	241.1	8	242.0
71	CHEVRON B29	1	C. WILLIE	243.2	5	242.2	6	241.6	10	241.1	9	240.5	11	241.7
22	MARCH 77B	1	L. VALLERY-MASSON	242.2	3	241.6	9	241.6	7	241.6	6	241.1	10	241.6
11	MARCH 782	1	M. CHARTERIS	239.5	5	238.9	7	236.8	9	236.8	6	236.3	3	237.7
2	MARTINI MK19/22	1	P. BONNY	238.4	10	236.3	7	227.4	9	224.1	6	223.6	5	230.0
18	MARCH 732	1	G. ADELMAN	233.8	3	226.4	8	225.5	10	225.5	2	221.3	7	226.5
3	CHEVRON B40	1	C. PORRITT	233.3	3	232.3	4	232.3	2	231.8	8	231.8	5	232.3
24	MARCH 722	1	N. PANCISI	232.8	5	228.3	4	226.9	3	225.5	6	210.5	2	224.8
41	MARCH 74B	3	T. SMITH	230.3	3	229.8	4	227.8	2					229.3
31	BRABHAM BT30	2	J. STOKES	227.4	5	226.9	3	223.1	6	223.1	2	221.8	9	224.5
94	MARCH 73B	3	M. WOOD	224.5	9	224.5	5	224.5	2	224.1	11	224.1	10	224.3
40	MARCH 782	1	B. MORRIS	220.4	2	212.6	3							216.5
64	MARCH 712	2	J. KING	220.4	4	220.0	7	215.1	5	196.7	6	175.9	2	205.6
26	CHEVRON B39	3	R. WILTSCHEGG	220.0	2									220.0
5	MARCH 79B	3	M. GOODYEAR	218.6	10	216.9	2	215.6	9	211.4	8	211.4	5	214.8
61	LOTUS 69	2	M. SYDOW	217.3	7	215.1	3	215.1	9	213.0	8	211.8	5	214.5
131	CROSSLÉ 18F	2	B. BENDER	214.7	2									214.7
50	MARCH 712	2	P. BASON	209.7	9	209.3	6	207.7	2	205.3	7	202.6	4	206.9
62	MARCH 762	1	M. ROSSI DI MONTELEA	209.3	4	208.5	3	208.1	7	207.7	6	206.5	5	208.0
16	MARCH 712	2	J. CAINE	206.9	4	204.5	10	204.5	9	203.8	2	203.4	7	204.6
44	CHEVRON B42	1	G. CANDIANI											




11-F2 Classic Interseries SPA SIX HOURS Race 1

Amended

Leader Sequence by Class

No	Team	Car	Start Lap	End Lap	Laps	Total Laps
1						
11		MARCH 782	1	1	1	1
33		MARCH 782	2	5	4	4
21		MARCH 772	6	11	6	6
2						
131		CROSSLÉ 18F	1	1	1	1
31		BRABHAM BT30	2	10	9	9
3						
41		MARCH 74B	1	4	4	4
94		MARCH 73B	5	11	7	7




11-F2 Classic Interseries SPA SIX HOURS Race 1

Amended

Fastest Lap Sequence

Elapsed	No Team	Car	Class	Driver	Time	Kph	Lap
4:52.969	33	MARCH 782	1	Wolfgang KAUFMANN	2:25.405	173.4	2
4:54.461	88	MARCH 762	1	Alex KAPADIA	2:25.159	173.7	2
4:58.652	21	MARCH 772	1	Matthew WATTS	2:22.513	176.9	2
7:20.464	21	MARCH 772	1	Matthew WATTS	2:21.812	177.8	3
19:09.548	21	MARCH 772	1	Matthew WATTS	2:19.115	181.2	8



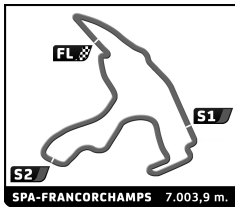
11-F2 Classic Interseries SPA SIX HOURS Race 1

Amended

Analysis by lap

Lapped

No	Lap Time	Gap	No	Lap Time	Gap	No	Lap Time	Gap	No	Lap Time	Gap	No	Lap Time	Gap		
Lap 1			41	2:25.933	2.468	Lap 6			Lap 9							
11	2:26.582	0.000	40	2:32.554	19.072	21	2:21.959		21	2:20.943						
33	2:27.564	0.982	3	2:30.214	19.696	33	2:23.991	1.758	31	2:41.059	1 Lap					
41	2:28.973	2.391	22	2:29.878	20.237	88	2:24.039	2.923	33	2:21.121	4.161					
88	2:29.302	2.720	19	2:36.583	38.422	11	2:25.415	5.282	88	2:21.213	5.051					
40	2:32.896	6.314	94	2:39.590	39.079	64	8:28.575	3 Laps	5	2:40.635	1 Lap					
21	2:36.139	9.557	18	2:35.284	42.427	22	2:25.069	31.369	11	2:23.807	16.098					
3	2:36.667	10.085	71	2:37.929	44.284	3	2:27.900	40.548	22	2:24.033	44.455					
44	2:37.435	10.853	62	2:34.373	44.770	61	2:44.011	1 Lap	3	2:31.064	1:06.259					
22	2:38.780	12.198	24	2:37.113	48.429	19	2:31.579	1:08.528	50	2:45.034	1 Lap					
94	2:39.953	13.371	31	2:39.401	50.878	18	2:31.675	1:09.206	16	2:47.888	1 Lap					
19	2:42.413	15.831	5	2:44.419	58.389	94	2:33.507	1:17.351	18	2:31.439	1:39.031					
131	2:43.961	17.379	2	2:41.639	59.488	62	2:35.772	1:18.253	19	2:30.852	1:40.012					
31	2:45.956	19.374	50	2:50.788	1:23.323	24	2:33.521	1:20.827	94	2:32.542	1:54.378					
26	2:46.156	19.574	16	2:53.531	1:23.738	71	2:34.320	1:21.446	71	2:32.316	1:56.301					
24	2:46.399	19.817	Lap 4			31	2:38.742	1:40.443	Lap 10							
71	2:46.501	19.919	33	2:24.010		2	2:37.413	1:46.879	21	2:19.714						
5	2:47.248	20.666	88	2:24.710	0.996	5	2:40.611	1:54.728	33	2:21.982	6.429					
18	2:48.803	22.221	21	2:23.283	1.089	Lap 7			88	2:24.595	9.932					
62	2:49.161	22.579	11	2:25.277	2.173	21	2:22.358		2	2:36.393	1 Lap					
2	2:50.129	23.547	41	2:36.121	14.579	33	2:22.394	1.794	64	3:33.118	4 Laps					
16	2:57.216	30.634	61	2:48.555	1 Lap	88	2:22.150	2.715	31	2:38.875	1 Lap					
50	2:59.906	33.324	22	2:28.688	24.915	11	2:25.292	8.216	11	2:25.682	22.066					
61	3:06.537	39.955	3	2:32.068	27.754	16	2:46.744	1 Lap	61	3:07.661	2 Laps					
64	3:08.619	42.037	19	2:36.282	50.694	50	2:46.649	1 Lap	5	2:38.249	1 Lap					
Lap 2			18	2:32.602	51.019	22	2:23.187	32.198	22	2:23.958	48.699					
33	2:25.405		94	2:38.361	53.430	3	2:27.748	45.938	3	2:29.724	1:16.269					
11	2:26.958	0.571	62	2:33.162	53.922	64	2:42.561	3 Laps	3	2:29.724	1:16.269					
88	2:25.159	1.492	71	2:37.177	57.451	18	2:42.561	3 Laps	50	2:43.164	1 Lap					
41	2:26.210	2.214	24	2:35.094	59.513	18	2:30.945	1:17.793	16	2:43.788	1 Lap					
21	2:22.513	5.683	31	2:40.112	1:06.980	19	2:32.166	1:18.336	18	2:31.766	1:51.083					
40	2:32.270	12.197	2	2:40.467	1:15.945	61	2:42.600	1 Lap	19	2:31.148	1:51.446					
3	2:31.463	15.161	5	2:43.231	1:17.610	94	2:33.028	1:28.021	94	2:32.105	2:06.769					
22	2:30.227	16.038	16	2:49.733	1:49.461	71	2:31.980	1:31.068	71	2:32.701	2:09.288					
94	2:38.184	25.168	50	2:52.509	1:51.822	62	2:46.869	1:42.764								
19	2:38.074	27.518	Lap 5			31	2:41.770	1:59.855	Lap 11							
71	2:38.502	32.034	33	2:23.184		2	2:37.536	2:02.057	21	2:22.080						
18	2:36.988	32.822	21	2:22.369	0.274	5	2:40.725	2:13.095	33	2:21.754	6.103					
62	2:39.884	36.076	88	2:23.305	1.117	Lap 8			88	2:25.130	12.982					
24	2:43.565	36.995	11	2:23.111	2.100	21	2:19.115		2	2:32.941	1 Lap					
31	2:44.169	37.156	22	2:26.802	28.533	33	2:21.304	3.983	31	2:43.338	1 Lap					
5	2:45.370	39.649	3	2:30.311	34.881	88	2:21.181	4.781	64	2:44.699	4 Laps					
2	2:46.368	43.528	61	2:45.804	1 Lap	11	2:24.133	13.234	5	2:38.566	1 Lap					
16	2:51.639	55.886	19	2:31.672	59.182	22	2:28.282	41.365	61	2:44.459	2 Laps					
50	2:51.277	58.214	18	2:31.929	59.764	16	2:46.616	1 Lap	22	2:24.968	51.587					
131	3:19.510	1:10.502	62	2:33.976	1:04.714	50	2:45.614	1 Lap	3	2:30.272	1:24.461					
26	3:30.524	1:23.711	94	2:35.831	1:06.077	3	2:29.315	56.138	50	2:42.977	1 Lap					
64	3:22.047	1:37.697	71	2:35.092	1:09.359	18	2:29.857	1:28.535	16	2:43.642	1 Lap					
61	4:08.928	2:22.496	24	2:33.210	1:09.539	64	2:54.499	3 Laps	19	2:30.916	2:00.282					
Lap 3			31	2:40.138	1:23.934	18	2:29.857	1:28.535	18	2:31.617	2:00.620					
33	2:25.679		2	2:38.938	1:31.699	19	2:30.882	1:30.103	94	2:32.607	2:17.296					
88	2:24.483	0.296	5	2:41.924	1:36.350	94	2:33.873	1:42.779	71	2:32.029	2:19.237					
11	2:26.014	0.906	16	2:47.068	2:13.345	71	2:32.975	1:44.928								
21	2:21.812	1.816	50	2:48.342	2:16.980	61	2:54.245	1 Lap								
						2	2:37.511	2:20.453								




11-F2 Classic Interseries SPA SIX HOURS Race 1

Amended

Sector Analysis

— Invalidated Lap ■ Personal Best ■ Session Best B Crossing the pit lane

Lap	D	Time	Sector 1	Sector 2	Sector 3	T.Spd	Elapsed	Lap	D	Time	Sector 1	Sector 2	Sector 3	T.Spd	Elapsed	
2		1.Philippe BONNY						MARTINI MK19/22			16					
								1			1.Jeremy CAINE					
1	1	2:50.129	51.300	1:16.467	42.362		2:50.129	1	1	2:57.216	55.014	1:19.223	42.979		2:57.216	
2	1	2:46.368	45.506	1:17.400	43.462	213.9	5:36.497	2	1	2:51.639	48.648	1:17.066	45.925	203.8	5:48.855	
3	1	2:41.639	45.161	1:15.619	40.859	210.9	8:18.136	3	1	2:53.531	49.503	1:18.099	45.929	183.7	8:42.386	
4	1	2:40.467	44.991	1:14.701	40.775	214.7	10:58.603	4	1	2:49.733	48.602	1:17.604	43.527	206.9	11:32.119	
5	1	2:38.938	44.286	1:14.662	39.990	223.6	13:37.541	5	1	2:47.068	48.912	1:15.328	42.828	202.6	14:19.187	
6	1	2:37.413	44.363	1:13.485	39.565	224.1	16:14.954	6	1	2:46.744	48.277	1:15.665	42.802	202.2	17:05.931	
7	1	2:37.536	43.866	1:14.385	39.285	236.3	18:52.490	7	1	2:46.616	48.974	1:14.678	42.964	203.4	19:52.547	
8	1	2:37.511	43.946	1:14.149	39.416	210.1	21:30.001	8	1	2:47.888	48.804	1:16.817	42.267	196.4	22:40.435	
9	1	2:36.393	44.154	1:13.340	38.899	227.4	24:06.394	9	1	2:43.788	47.802	1:13.960	42.026	204.5	25:24.223	
10	1	2:32.941	43.626	1:11.277	38.038	238.4	26:39.335	10	1	2:43.642	48.521	1:13.656	41.465	204.5	28:07.865	
3		1.Christopher PORRITT						CHEVRON B40			18					
								1			1.Graham ADELMAN					
1	1	2:36.667	45.400	1:11.808	39.459		2:36.667	1	1	2:48.803	53.914	1:14.266	40.623		2:48.803	
2	1	2:31.463	43.556	1:09.986	37.921	232.3	5:08.130	2	1	2:36.988	43.666	1:12.267	41.055	225.5	5:25.791	
3	1	2:30.214	42.795	1:08.481	38.938	233.3	7:38.344	3	1	2:35.284	44.253	1:10.652	40.379	233.8	8:01.075	
4	1	2:32.068	42.739	1:09.876	39.453	232.3	10:10.412	4	1	2:32.602	42.903	1:10.341	39.358	220.9	10:33.677	
5	1	2:30.311	42.600	1:10.075	37.636	231.8	12:40.723	5	1	2:31.929	43.719	1:09.526	38.684	220.0	13:05.606	
6	1	2:27.900	42.125	1:08.232	37.543	228.3	15:08.623	6	1	2:31.675	43.424	1:09.412	38.839	220.0	15:37.281	
7	1	2:27.748	42.291	1:07.876	37.581	226.9	17:36.371	7	1	2:30.945	43.469	1:09.261	38.215	221.3	18:08.226	
8	1	2:29.315	42.423	1:08.447	38.445	231.8	20:05.686	8	1	2:29.857	43.020	1:08.825	38.012	226.4	20:38.083	
9	1	2:31.064	42.736	1:09.641	38.687	229.3	22:36.750	9	1	2:31.439	43.515	1:09.042	38.882	220.0	23:09.522	
10	1	2:29.724	42.597	1:09.424	37.703	230.3	25:06.474	10	1	2:31.766	43.144	1:09.896	38.726	225.5	25:41.288	
11	1	2:30.272	42.614	1:09.725	37.933	225.5	27:36.746	11	1	2:31.617	43.979	1:09.443	38.195	201.9	28:12.905	
5		1.Mark GOODYEAR						MARCH 79B			19					
								3			1.Grégoire AUDI					
1	1	2:47.248	49.736	1:16.074	41.438		2:47.248	1	1	2:42.413	48.641	1:13.612	40.160		2:42.413	
2	1	2:45.370	47.799	1:14.963	42.608	216.9	5:32.618	2	1	2:38.074	44.692	1:12.122	41.260	219.5	5:20.487	
3	1	2:44.419	47.351	1:14.707	42.361	208.5	8:17.037	3	1	2:36.583	44.040	1:11.226	41.317	231.8	7:57.070	
4	1	2:43.231	46.817	1:14.946	41.468	203.4	11:00.268	4	1	2:36.282	44.008	1:11.774	40.500	235.8	10:33.352	
5	1	2:41.924	47.013	1:13.782	41.129	211.4	13:42.192	5	1	2:31.672	43.640	1:09.330	38.702	238.4	13:05.024	
6	1	2:40.611	46.069	1:13.392	41.150	206.9	16:22.803	6	1	2:31.579	43.095	1:09.748	38.736	243.2	15:36.603	
7	1	2:40.725	46.283	1:13.532	40.910	210.1	19:03.528	7	1	2:32.166	43.719	1:10.127	38.320	237.9	18:08.769	
8	1	2:40.635	45.738	1:13.993	40.904	211.4	21:44.163	8	1	2:30.882	43.038	1:09.457	38.387	241.1	20:39.651	
9	1	2:38.249	46.020	1:12.057	40.172	215.6	24:22.412	9	1	2:30.852	42.945	1:09.362	38.545	241.6	23:10.503	
10	1	2:38.566	45.781	1:11.845	40.940	218.6	27:00.978	10	1	2:31.148	43.288	1:08.948	38.912	242.7	25:41.651	
11	1	2:30.916	43.387	1:08.957	38.572	241.6	28:12.567	11	1	2:30.916	43.387	1:08.957	38.572	241.6	28:12.567	
11		1.Mark CHARTERIS						MARCH 782			21					
								1			1.Matthew WATTS					
1	1	2:26.582	43.267	1:06.300	37.015		2:26.582	1	1	2:36.139	49.569	1:08.444	38.126		2:36.139	
2	1	2:26.958	43.578	1:06.379	37.001	231.8	4:53.540	2	1	2:22.513	40.363	1:05.536	36.614	250.6	4:58.652	
3	1	2:26.014	42.414	1:06.042	37.558	236.3	7:19.554	3	1	2:21.812	40.255	1:04.504	37.053	240.5	7:20.464	
4	1	2:25.277	43.212	1:04.935	37.130	234.8	9:44.831	4	1	2:23.283	42.642	1:04.894	35.747	238.4	9:43.747	
5	1	2:23.111	41.880	1:04.548	36.683	239.5	12:07.942	5	1	2:22.369	40.477	1:05.379	36.513	227.8	12:06.116	
6	1	2:25.415	43.267	1:04.857	37.291	236.8	14:33.357	6	1	2:21.959	40.922	1:04.725	36.312	251.7	14:28.075	
7	1	2:25.292	42.153	1:06.047	37.092	238.9	16:58.649	7	1	2:22.358	42.024	1:04.458	35.876	245.5	16:50.433	
8	1	2:24.133	42.342	1:05.318	36.473	235.8	19:22.782	8	1	2:19.115	39.982	1:03.779	35.554	248.8	19:09.548	
9	1	2:23.807	42.285	1:04.828	36.694	236.8	21:46.589	9	1	2:20.943	39.829	1:04.586	36.528	240.0	21:30.491	
10	1	2:25.682	42.661	1:06.584	36.437	234.3	24:12.271									




11-F2 Classic Interseries SPA SIX HOURS Race 1

Amended

Sector Analysis

— Invalidated Lap ■ Personal Best ■ Session Best B Crossing the pit lane

Lap	D	Time	Sector 1	Sector 2	Sector 3	T.Spd	Elapsed	Lap	D	Time	Sector 1	Sector 2	Sector 3	T.Spd	Elapsed
22 1.Laurent VALLERY-MASSC MARCH 77B 1															
10	1	2:19.714	40.047	1:04.091	35.576	245.5	23:50.205	7	1	2:22.394	41.004	1:05.014	36.376	241.6	16:52.227
11	1	2:22.080	40.219	1:05.365	36.496	241.1	26:12.285	8	1	2:21.304	40.822	1:04.620	35.862	240.0	19:13.531
								9	1	2:21.121	40.765	1:04.484	35.872	241.6	21:34.652
								10	1	2:21.982	40.900	1:04.879	36.203	245.5	23:56.634
								11	1	2:21.754	40.983	1:04.430	36.341	238.4	26:18.388
40 1.Brian MORRIS MARCH 782 1															
1	1	2:38.780	49.031	1:11.081	38.668		2:38.780	1	1	2:32.896	44.550	1:09.909	38.437		2:32.896
2	1	2:30.227	43.765	1:08.126	38.336	238.4	5:09.007	2	1	2:32.270	43.807	1:09.522	38.941	220.4	5:05.166
3	1	2:29.878	42.427	1:08.343	39.108	242.2	7:38.885	3	1	2:32.554	43.806	1:09.183	39.565	212.6	7:37.720
4	1	2:28.688	42.413	1:08.074	38.201	225.0	10:07.573								
5	1	2:26.802	42.672	1:06.165	37.965	239.5	12:34.375								
6	1	2:25.069	41.962	1:05.636	37.471	241.6	14:59.444								
7	1	2:23.187	41.330	1:04.830	37.027	241.6	17:22.631								
8	1	2:28.282	42.908	1:06.144	39.230	240.0	19:50.913								
9	1	2:24.033	41.880	1:05.089	37.064	241.6	22:14.946								
10	1	2:23.958	41.573	1:05.130	37.255	241.1	24:38.904								
11	1	2:24.968	42.336	1:04.956	37.676	238.9	27:03.872								
24 1.Nick PANCISI MARCH 722 1															
1	1	2:46.399	50.111	1:15.001	41.287		2:46.399								
2	1	2:43.565	45.504	1:15.088	42.973	210.5	5:29.964								
3	1	2:37.113	44.409	1:12.697	40.007	226.9	8:07.077								
4	1	2:35.094	43.675	1:11.484	39.935	228.3	10:42.171								
5	1	2:33.210	43.506	1:09.954	39.750	232.8	13:15.381								
6	1	2:33.521	43.657	1:09.793	40.071	225.5	15:48.902								
26 1.Roland WILTSCHEGG CHEVRON B39 3															
1	1	2:46.156	49.317	1:15.278	41.561		2:46.156								
2	1	3:30.524 B	46.940	1:29.538	1:14.046	220.0	6:16.680								
31 1.Julian STOKES BRABHAM BT30 2															
1	1	2:45.956	49.267	1:14.811	41.878		2:45.956								
2	1	2:44.169	45.962	1:14.499	43.708	223.1	5:30.125								
3	1	2:39.401	45.620	1:12.328	41.453	226.9	8:09.526								
4	1	2:40.112	44.933	1:13.050	42.129	220.9	10:49.638								
5	1	2:40.138	45.764	1:12.548	41.826	227.4	13:29.776								
6	1	2:38.742	45.468	1:11.743	41.531	223.1	16:08.518								
7	1	2:41.770	46.151	1:13.675	41.944	217.7	18:50.288								
8	1	2:41.059	45.785	1:13.538	41.736	211.8	21:31.347								
9	1	2:38.875	45.392	1:12.038	41.445	221.8	24:10.222								
10	1	2:43.338	46.479	1:15.690	41.169	214.7	26:53.560								
33 1.Wolfgang KAUFMANN MARCH 782 1															
1	1	2:27.564	43.377	1:07.412	36.775		2:27.564								
2	1	2:25.405	41.693	1:06.674	37.038	240.5	4:52.969								
3	1	2:25.679	41.719	1:06.072	37.888	241.6	7:18.648								
4	1	2:24.010	41.460	1:05.465	37.085	237.4	9:42.658								
5	1	2:23.184	41.276	1:05.265	36.643	243.2	12:05.842								
6	1	2:23.991	41.438	1:05.690	36.863	242.7	14:29.833								
44 1.Gianluigi CANDIANI CHEVRON B42 1															
1	1	2:37.435	44.820	1:11.321	41.294		2:37.435								
50 1.Paul BASON MARCH 712 2															
1	1	2:59.906	56.487	1:20.016	43.403		2:59.906								
2	1	2:51.277	47.062	1:18.138	46.077	207.7	5:51.183								
3	1	2:50.788	47.024	1:17.406	46.358	180.9	8:41.971								
4	1	2:52.509	47.804	1:18.145	46.560	202.6	11:34.480								
5	1	2:48.342	47.309	1:16.766	44.267	195.7	14:22.822								
6	1	2:46.649	48.090	1:16.093	42.466	209.3	17:09.471								
7	1	2:45.614	46.394	1:16.997	42.223	205.3	19:55.085								
8	1	2:45.034	46.043	1:16.298	42.693	189.8	22:40.119								
9	1	2:43.164	45.423	1:15.641	42.100	209.7	25:23.283								
10	1	2:42.977	45.998	1:15.144	41.835	200.7	28:06.260								
61 1.Marc SYDOW LOTUS 69 2															
1	1	3:06.537 B	54.752	1:20.646	51.139		3:06.537								
2	1	4:08.928	2:05.817	1:18.092	45.019	209.3	7:15.465								
3	1	2:48.555	48.267	1:17.043	43.245	215.1	10:04.020								
4	1	2:45.804	47.843	1:15.656	42.305	211.4	12:49.824								
5	1	2:44.011	47.498	1:14.901	41.612	211.8	15:33.835								
6	1	2:42.600	47.357	1:14.272	40.971	211.8	18:16.435								
7	1	2:54.245 B	46.734	1:14.333	53.178	217.3	21:10.680								
8	1	3:07.661	1:11.325	1:15.096	41.240	213.0	24:18.341								
9	1	2:44.459	47.261	1:15.516	41.682	215.1	27:02.800								
62 1.Manfredo ROSSI DI MONT MARCH 762 1															



11-F2 Classic Interseries SPA SIX HOURS Race 1

Amended

Sector Analysis

— Invalidated Lap ■ Personal Best ■ Session Best B Crossing the pit lane

Lap	D	Time	Sector 1	Sector 2	Sector 3	T.Sp	Elapsed	Lap	D	Time	Sector 1	Sector 2	Sector 3	T.Sp	Elapsed
1	1	2:49.161	56.507	1:11.530	41.124		2:49.161	6	1	2:33.507	44.297	1:10.230	38.980	223.6	15:45.426
2	1	2:39.884	46.532	1:10.964	42.388	203.4	5:29.045	7	1	2:33.028	44.241	1:10.309	38.478	223.6	18:18.454
3	1	2:34.373	46.473	1:08.389	39.511	208.5	8:03.418	8	1	2:33.873	44.210	1:10.994	38.669	224.1	20:52.327
4	1	2:33.162	45.675	1:07.998	39.489	209.3	10:36.580	9	1	2:32.542	43.707	1:10.445	38.390	224.5	23:24.869
5	1	2:33.976	45.942	1:08.268	39.766	206.5	13:10.556	10	1	2:32.105	43.325	1:10.203	38.577	224.1	25:56.974
6	1	2:35.772	46.210	1:10.047	39.515	207.7	15:46.328	11	1	2:32.607	43.192	1:10.740	38.675	224.1	28:29.581
7	1	2:46.869B	45.676	1:08.266	52.927	208.1	18:33.197								

64 1. James KING MARCH 712
2

1	1	3:08.619	59.949	1:22.756	45.914		3:08.619
2	1	3:22.047B	53.564	1:23.637	1:04.846	175.9	6:30.666
3	1	8:28.575	6:27.133	1:19.213	42.229	175.9	14:59.241
4	1	2:42.561	46.085	1:15.435	41.041	220.4	17:41.802
5	1	2:54.499B	46.477	1:15.578	52.444	215.1	20:36.301
6	1	3:33.118	1:32.747	1:19.331	41.040	196.7	24:09.419
7	1	2:44.699	47.004	1:15.732	41.963	220.0	26:54.118

71 1. Christopher WILLIE CHEVRON B29
1

1	1	2:46.501	53.471	1:12.583	40.447		2:46.501
2	1	2:38.502	44.562	1:11.949	41.991	238.9	5:25.003
3	1	2:37.929	44.642	1:11.799	41.488	240.0	8:02.932
4	1	2:37.177	44.575	1:11.351	41.251	238.4	10:40.109
5	1	2:35.092	44.626	1:10.552	39.914	243.2	13:15.201
6	1	2:34.320	43.539	1:09.854	40.927	242.2	15:49.521
7	1	2:31.980	43.028	1:10.254	38.698	212.6	18:21.501
8	1	2:32.975	43.318	1:10.674	38.983	239.5	20:54.476
9	1	2:32.316	42.650	1:09.902	39.764	241.1	23:26.792
10	1	2:32.701	44.120	1:10.142	38.439	241.6	25:59.493
11	1	2:32.029	43.356	1:09.758	38.915	240.5	28:31.522

88 1. Alex KAPADIA MARCH 762
1

1	1	2:29.302	43.705	1:07.637	37.960		2:29.302
2	1	2:25.159	42.337	1:05.940	36.882	237.9	4:54.461
3	1	2:24.483	41.499	1:05.206	37.778	240.5	7:18.944
4	1	2:24.710	42.763	1:04.545	37.402	241.6	9:43.654
5	1	2:23.305	41.561	1:05.095	36.649	244.9	12:06.959
6	1	2:24.039	41.559	1:04.753	37.727	246.6	14:30.998
7	1	2:22.150	41.069	1:04.817	36.264	245.5	16:53.148
8	1	2:21.181	41.318	1:03.804	36.059	247.1	19:14.329
9	1	2:21.213	40.505	1:04.418	36.290	250.6	21:35.542
10	1	2:24.595	41.452	1:06.699	36.444	250.6	24:00.137
11	1	2:25.130	41.055	1:06.965	37.110	245.5	26:25.267

94 1. Martin WOOD MARCH 73B
3

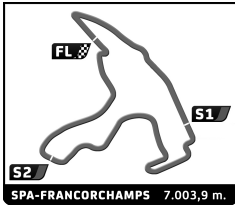
1	1	2:39.953	47.492	1:12.859	39.602		2:39.953
2	1	2:38.184	44.106	1:12.227	41.851	224.5	5:18.137
3	1	2:39.590	44.961	1:12.416	42.213	221.8	7:57.727
4	1	2:38.361	44.705	1:13.351	40.305	222.7	10:36.088
5	1	2:35.831	44.474	1:11.808	39.549	224.5	13:11.919

131 1. Bastian BENDER CROSSLÉ 18F
2


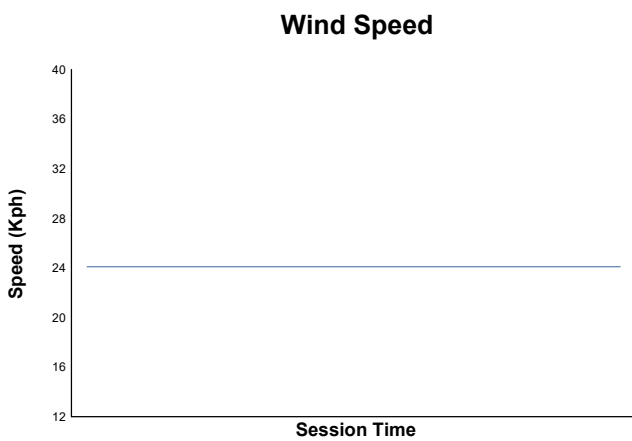
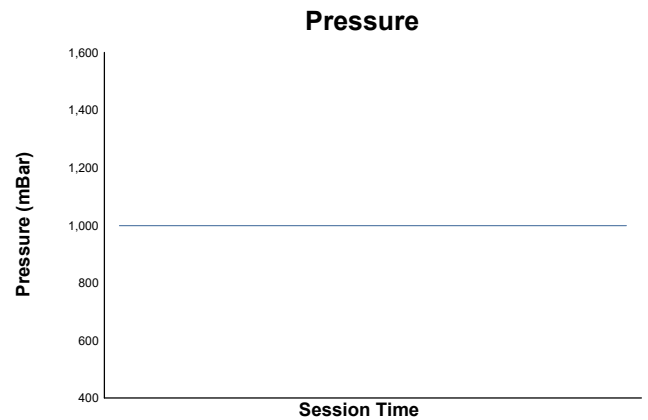
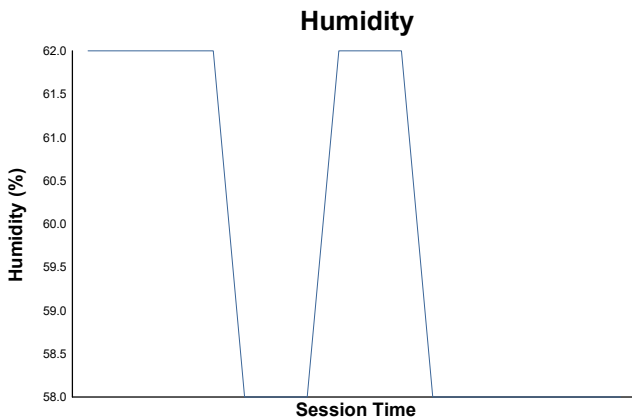
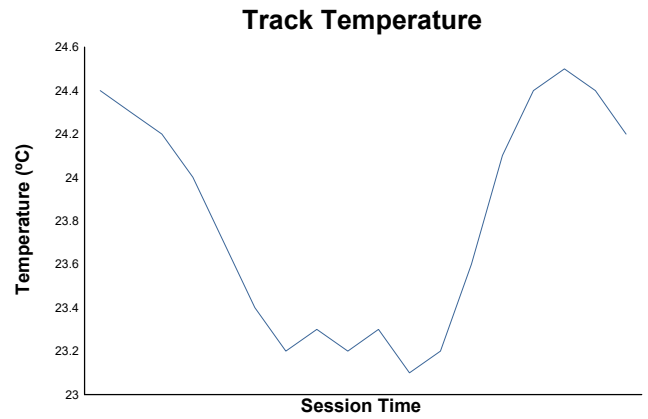
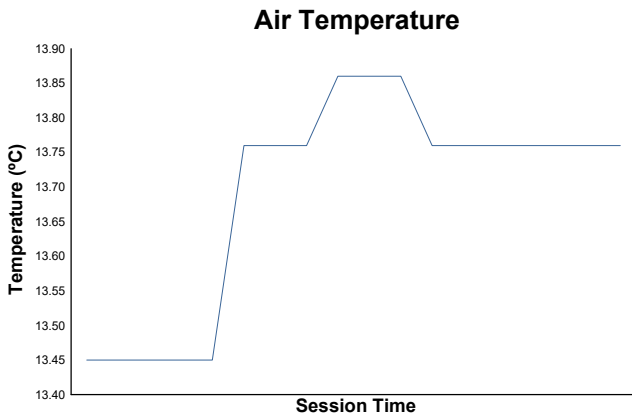
1	1	2:43.961	47.352	1:16.277	40.332		2:43.961
2	1	3:19.510B	47.690			214.7	6:03.471




Amended



11-F2 Classic Interseries SPA SIX HOURS Race 1 Weather Report



Track Status: **DRY**



11-F2 Classic Interseries

SPA SIX HOURS


Race 2 (25 Minutes)

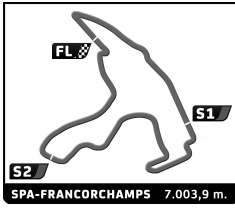
Final Starting Grid

Roland WILTSCHEGG	26	- 12 -	44	Gianluigi CANDIANI
Brian MORRIS	40	- 11 -	131	Bastian BENDER
Nick PANCISI	24	- 10 -	41	Thomas SMITH
Manfredo ROSSI DI MONTELERA	62	- 9 -	64	James KING
Jeremy CAINE	16	- 8 -	61	Marc SYDOW
Mark GOODYEAR	5	- 7 -	50	Paul BASON
Philippe BONNY	2	- 6 -	31	Julian STOKES
Christopher WILLIE	71	- 5 -	11	Mark CHARTERIS
Graham ADELMAN	18	- 4 -	94	Martin WOOD
Christopher PORRITT	3	- 3 -	19	Grégoire AUDI
Alex KAPADIA	88	- 2 -	22	Laurent VALLERY-MASSON
Matthew WATTS	21	- 1 -	33	Wolfgang KAUFMANN

Pole



Stewards Ronald BARBIERE, Chairman Alexandre MAGIS Etienne MASSILLON	Timekeeper Alberto Estébanez 
--	---



11-F2 Classic Interseries

SPA SIX HOURS

Race 2 (25 Minutes)

Final Classification

No Drivers	Team	Car	Cl.	Laps	Total Time	Gap	Kph	Best Lap		
								Lap	Time	Kph
1	33 W. KAUFMANN	MARCH 782	1	9	26:41.393	-	141.4	9	2:45.987	151.9
2	11 M. CHARTERIS	MARCH 782	1	9	26:50.824	+9.431	140.6	9	2:45.031	152.8
3	41 T. SMITH	MARCH 74B	3	9	26:54.365	+12.972	140.3	9	2:46.724	151.2
4	3 C. PORRITT	CHEVRON B40	1	9	27:15.413	+34.020	138.5	9	2:50.367	148.0
5	40 B. MORRIS	MARCH 782	1	9	27:25.168	+43.775	137.7	9	2:52.550	146.1
6	94 M. WOOD	MARCH 73B	3	9	27:41.233	+59.840	136.3	9	2:55.950	143.3
7	71 C. WILLIE	CHEVRON B29	1	9	27:51.964	+1:10.571	135.5	9	2:53.449	145.4
8	22 L. VALLERY-MASSON	MARCH 77B	1	9	27:52.840	+1:11.447	135.4	9	2:53.241	145.5
9	2 P. BONNY	MARTINI MK19/22	1	9	28:11.088	+1:29.695	133.9	9	2:56.032	143.2
10	18 G. ADELMAN	MARCH 732	1	9	28:16.978	+1:35.585	133.5	7	2:59.393	140.6
11	31 J. STOKES	BRABHAM BT30	2	9	28:31.233	+1:49.840	132.4	9	3:01.000	139.3
12	131 B. BENDER	CROSSLÉ 18F	2	9	28:31.289	+1:49.896	132.3	7	3:00.826	139.4
13	5 M. GOODYEAR	MARCH 79B	3	9	28:34.457	+1:53.064	132.1	8	3:01.483	138.9
14	26 R. WILTSCHEGG	CHEVRON B39	3	9	28:35.863	+1:54.470	132.0	8	3:00.216	139.9
15	64 J. KING	MARCH 712	2	9	28:50.794	+2:09.401	130.9	8	3:01.924	138.6
16	50 P. BASON	MARCH 712	2	9	29:36.633	+2:55.240	127.5	9	3:10.088	132.6
17	16 J. CAINE	MARCH 712	2	9	29:37.160	+2:55.767	127.4	9	3:10.223	132.6
18	19 G. AUDI	RALT RT1	1	8	27:48.996	1 Lap	120.6	8	2:59.014	140.9
19	61 M. SYDOW	LOTUS 69	2	7	29:18.620	2 Laps	100.1	6	3:40.218	114.5
20	24 N. PANCISI	MARCH 722	1	6	19:59.602	3 Laps	125.7	6	3:11.717	131.5
21	21 M. WATTS	MARCH 772	1	4	15:19.079	5 Laps	109.3	3	2:50.750	147.7
22	88 A. KAPADIA	MARCH 762	1							

Not Started

62 M. ROSSI DI MONTELERA	MARCH 762	1
44 G. CANDIANI	CHEVRON B42	1

Pole Position:	Matthew WATTS		
Fastest Lap:	Lap 9	Mark CHARTERIS	2:45.031 152.8 Kph

CAR 64 - TIME PENALTY OF 5 SECONDS - TRACK LIMITS

Published at:

Track Status: **DRY**

Stewards Ronald BARBIERE, Chairman	Alexandre MAGIS	Etienne MASSILLON	Timekeeper Alberto Estébanez
--	-----------------	-------------------	--



11-F2 Classic Interseries

SPA SIX HOURS

Race 2 (25 Minutes)

Final Classification by Class


No Drivers	Team	Car	Laps	Total Time	Gap	Kph	Best Lap		
							Lap	Time	Kph
1									
1	33 W. KAUFMANN	MARCH 782	9	26:41.393		141.4	9	2:45.987	151.9
2	11 M. CHARTERIS	MARCH 782	9	26:50.824	+9.431	140.6	9	2:45.031	152.8
3	3 C. PORRITT	CHEVRON B40	9	27:15.413	+34.020	138.5	9	2:50.367	148.0
4	40 B. MORRIS	MARCH 782	9	27:25.168	+43.775	137.7	9	2:52.550	146.1
5	71 C. WILLIE	CHEVRON B29	9	27:51.964	+1'10.571	135.5	9	2:53.449	145.4
6	22 L. VALLERY-MASSON	MARCH 77B	9	27:52.840	+1'11.447	135.4	9	2:53.241	145.5
7	2 P. BONNY	MARTINI MK19/22	9	28:11.088	+1'29.695	133.9	9	2:56.032	143.2
8	18 G. ADELMAN	MARCH 732	9	28:16.978	+1'35.585	133.5	7	2:59.393	140.6
9	19 G. AUDI	RALT RT1	8	27:48.996	1 Lap	120.6	8	2:59.014	140.9
10	24 N. PANCISI	MARCH 722	6	19:59.602	3 Laps	125.7	6	3:11.717	131.5
11	21 M. WATTS	MARCH 772	4	15:19.079	5 Laps	109.3	3	2:50.750	147.7
12	88 A. KAPADIA	MARCH 762							
Not Started									
	62 M. ROSSI DI MONTELERA	MARCH 762							
	44 G. CANDIANI	CHEVRON B42							
2									
1	31 J. STOKES	BRABHAM BT30	9	28:31.233		132.4	9	3:01.000	139.3
2	131 B. BENDER	CROSSLÉ 18F	9	28:31.289	+0.056	132.3	7	3:00.826	139.4
3	64 J. KING	MARCH 712	9	28:50.794	+19.561	130.9	8	3:01.924	138.6
4	50 P. BASON	MARCH 712	9	29:36.633	+1'05.400	127.5	9	3:10.088	132.6
5	16 J. CAINE	MARCH 712	9	29:37.160	+1'05.927	127.4	9	3:10.223	132.6
6	61 M. SYDOW	LOTUS 69	7	29:18.620	2 Laps	100.1	6	3:40.218	114.5
3									
1	41 T. SMITH	MARCH 74B	9	26:54.365		140.3	9	2:46.724	151.2
2	94 M. WOOD	MARCH 73B	9	27:41.233	+46.868	136.3	9	2:55.950	143.3
3	5 M. GOODYEAR	MARCH 79B	9	28:34.457	+1'40.092	132.1	8	3:01.483	138.9
4	26 R. WILTSCHEGG	CHEVRON B39	9	28:35.863	+1'41.498	132.0	8	3:00.216	139.9

CAR 64 - TIME PENALTY OF 5 SECONDS - TRACK LIMITS

Published at:

Track Status: **DRY**

Stewards Ronald BARBIERE, Chairman Alexandre MAGIS Etienne MASSILLON			Timekeeper Alberto Estébanez
--	--	--	--



11-F2 Classic Interseries

SPA SIX HOURS

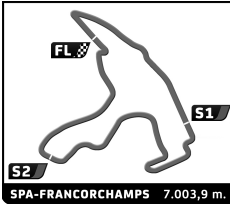
Race 2

Provisional Classification by Driver Fastest Lap

No	Team	Car	Class	Driver	Time Lap	Total	Gap	Kph
1	11	MARCH 782	1	Mark CHARTERIS	2:45.031	9		152.8
2	33	MARCH 782	1	Wolfgang KAUFMANN	2:45.987	9	0.956	151.9
3	41	MARCH 74B	3	Thomas SMITH	2:46.724	9	1.693	151.2
4	3	CHEVRON B40	1	Christopher PORRITT	2:50.367	9	5.336	148.0
5	21	MARCH 772	1	Matthew WATTS	2:50.750	3	5.719	147.7
6	40	MARCH 782	1	Brian MORRIS	2:52.550	9	7.519	146.1
7	22	MARCH 77B	1	Laurent VALLERY-MASSON	2:53.241	9	8.210	145.5
8	71	CHEVRON B29	1	Christopher WILLIE	2:53.449	9	8.418	145.4
9	94	MARCH 73B	3	Martin WOOD	2:55.950	9	10.919	143.3
10	2	MARTINI MK19/22	1	Philippe BONNY	2:56.032	9	11.001	143.2
11	19	RALT RT1	1	Grégoire AUDI	2:59.014	8	13.983	140.9
12	18	MARCH 732	1	Graham ADELMAN	2:59.393	7	14.362	140.6
13	26	CHEVRON B39	3	Roland WILTSCHIEGG	3:00.216	8	15.185	139.9
14	131	CROSSLÉ 18F	2	Bastian BENDER	3:00.826	7	15.795	139.4
15	31	BRABHAM BT30	2	Julian STOKES	3:01.000	9	15.969	139.3
16	5	MARCH 79B	3	Mark GOODYEAR	3:01.483	8	16.452	138.9
17	64	MARCH 712	2	James KING	3:01.924	8	16.893	138.6
18	50	MARCH 712	2	Paul BASON	3:10.088	9	25.057	132.6
19	16	MARCH 712	2	Jeremy CAINE	3:10.223	9	25.192	132.6
20	24	MARCH 722	1	Nick PANCISI	3:11.717	6	26.686	131.5
21	61	LOTUS 69	2	Marc SYDOW	3:40.218	6	55.187	114.5
22	44	CHEVRON B42	1	Gianluigi CANDIANI				
23	62	MARCH 762	1	Manfredo ROSSI DI MONTELEA				
24	88	MARCH 762	1	Alex KAPADIA				

Published at:

Race Director Jean-Yves MUNSTERS	Timekeeper Alberto Estébanez
--	--



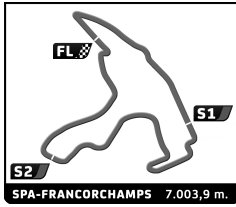
11-F2 Classic Interseries SPA SIX HOURS

Race 2

Lap Chart

		Lap									
No	Pos	Grid	1	2	3	4	5	6	7	8	9
21	1	21	33	33	33	33	33	33	33	33	33
33	2	33	21	21	21	11	11	11	11	11	11
88	3	88	11	11	11	41	41	41	41	41	41
22	4	22	3	3	3	3	3	3	3	3	3
3	5	3	94	41	41	94	94	40	40	40	40
19	6	19	22	94	94	40	40	94	94	94	94
18	7	18	71	22	22	22	22	22	71	71	71
94	8	94	41	71	40	71	71	71	22	22	22
71	9	71	19	31	71	31	31	18	18	2	2
11	10	11	31	40	31	18	18	131	2	18	18
2	11	2	18	19	18	131	131	2	131	131	31
31	12	31	2	18	2	2	2	31	31	31	131
5	13	5	5	2	131	5	5	5	5	5	5
50	14	50	40	5	5	26	26	26	64	26	26
16	15	16	131	131	26	64	64	64	26	64	64
61	16	61	50	26	64	50	50	50	50	50	50
62	17	62	64	64	50	16	16	16	16	16	16
64	18	64	26	50	16	24	24	24	19	19	
24	19	24	16	16	24	21	19	19	61		
41	20	41	24	24	19	19	61	61			
40	21	40	61	61	61	61					
131	22	131									
26	23	26									
44	24	44									






11-F2 Classic Interseries

SPA SIX HOURS

Race 2

Best Sector Times

Sector 1		Sector 2		Sector 3		No Team	Class	Ideal Lap	Best Lap
No Driver	Time	No Driver	Time	No Driver	Time				
1	21 M.WATTS	45.481	41 T.SMITH	1:18.006	11 M.CHARTERIS	41.041	1	2:45.031	2:45.031 (1)
2	11 M.CHARTERIS	45.783	11 M.CHARTERIS	1:18.207	33 W.KAUFMANN	41.423	2	2:45.976	2:45.987 (2)
3	33 W.KAUFMANN	46.043	33 W.KAUFMANN	1:18.510	41 T.SMITH	42.002	3	2:46.724	2:46.724 (3)
4	3 C.PORRITT	46.443	3 C.PORRITT	1:21.452	3 C.PORRITT	42.472	4	2:50.084	2:50.750 (5)
5	41 T.SMITH	46.716	21 M.WATTS	1:21.553	21 M.WATTS	43.050	5	2:50.367	2:50.367 (4)
6	22 L.VALLERY-MASSON	46.737	40 B.MORRIS	1:21.563	71 C.WILLIE	43.593	6	2:52.550	2:52.550 (6)
7	40 B.MORRIS	46.889	71 C.WILLIE	1:22.498	22 L.VALLERY-MASSON	43.899	7	2:53.241	2:53.241 (7)
8	18 G.ADELMAN	47.335	22 L.VALLERY-MASSON	1:22.605	40 B.MORRIS	44.098	8	2:53.429	2:53.449 (8)
9	71 C.WILLIE	47.338	94 M.WOOD	1:23.926	94 M.WOOD	44.252	9	2:55.950	2:55.950 (9)
10	94 M.WOOD	47.772	19 G.AUDI	1:24.206	26 R.WILTSCHEGG	44.691	10	2:57.594	2:59.393 (12)
11	19 G.AUDI	48.050	18 G.ADELMAN	1:24.520	64 J.KING	45.156	11	2:57.853	2:59.014 (11)
12	31 J.STOKES	48.945	31 J.STOKES	1:25.054	19 G.AUDI	45.597	12	2:59.629	3:00.216 (13)
13	131 B.BENDER	49.112	26 R.WILTSCHEGG	1:25.123	18 G.ADELMAN	45.739	13	3:00.428	3:01.924 (17)
14	64 J.KING	49.178	5 M.GOODYEAR	1:25.582	5 M.GOODYEAR	46.378	14	3:01.000	3:01.000 (15)
15	5 M.GOODYEAR	49.425	64 J.KING	1:26.094	31 J.STOKES	47.001	15	3:01.385	3:01.483 (16)
16	26 R.WILTSCHEGG	49.815	131 B.BENDER	1:26.740	16 J.CAINE	47.726	16	3:04.503	3:00.826 (14)
17	24 N.PANCISI	51.051	50 P.BASON	1:30.945	50 P.BASON	47.802	17	3:10.088	3:10.088 (18)
18	50 P.BASON	51.341	16 J.CAINE	1:31.004	131 B.BENDER	48.651	18	3:10.223	3:10.223 (19)
19	16 J.CAINE	51.493	24 N.PANCISI	1:33.726	24 N.PANCISI	49.756	19	3:14.533	3:11.717 (20)
20	61 M.SYDOW	59.500	61 M.SYDOW	1:47.454	61 M.SYDOW	56.954	20	3:43.908	3:40.218 (21)




11-F2 Classic Interseries

SPA SIX HOURS

Race 2

Best Top Speed

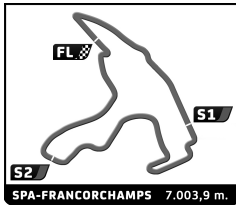
Team	Car	Class	Top Speed	Top 1		Top 2		Top 3		Top 4		Top 5		
				Kph	Lap	Kph	Lap	Kph	Lap	Kph	Lap	Kph	Lap	Avg
11	MARCH 782	1	M. CHARTERIS	222.7	8	220.9	9	216.9	7	213.0	6	212.6	4	217.2
19	RALT RT1	1	G. AUDI	222.2	6	210.9	8	192.2	5	184.0	7	176.8	3	197.2
33	MARCH 782	1	W. KAUFMANN	217.7	4	217.3	8	216.9	9	216.0	3	213.0	6	216.2
94	MARCH 73B	3	M. WOOD	215.6	6	208.5	7	198.9	8	192.5	2	192.5	9	201.6
3	CHEVRON B40	1	C. PORRITT	211.8	7	204.5	9	201.1	6	195.7	3	194.2	2	201.5
40	MARCH 782	1	B. MORRIS	209.3	7	202.2	8	197.8	9	196.4	5	191.2	6	199.4
5	MARCH 79B	3	M. GOODYEAR	208.1	8	200.4	9	196.4	4	192.5	7	188.8	6	197.2
41	MARCH 74B	3	T. SMITH	208.1	9	204.9	7	201.9	6	198.5	2	197.1	4	202.1
22	MARCH 77B	1	L. VALLERY-MASSON	206.9	7	204.2	9	200.4	3	193.9	2	193.5	6	199.8
64	MARCH 712	2	J. KING	206.5	9	201.1	8	197.8	2	196.7	7	190.8	4	198.6
26	CHEVRON B39	3	R. WILTSCHEGG	202.2	2	188.5	5	188.5	8	184.3	9	182.7	7	189.2
18	MARCH 732	1	G. ADELMAN	198.9	8	195.3	6	186.5	9	175.3	7	173.4	3	185.9
21	MARCH 772	1	M. WATTS	198.2	3	196.0	4	193.2	2					195.8
71	CHEVRON B29	1	C. WILLIE	198.2	9	193.5	8	192.5	7	187.2	6	181.2	2	190.5
31	BRABHAM BT30	2	J. STOKES	197.8	6	191.8	9	191.5	8	181.8	7	178.5	2	188.3
131	CROSSLÉ 18F	2	B. BENDER	195.3	7	190.8	9	187.8	8	187.2	4	185.9	3	189.4
16	MARCH 712	2	J. CAINE	189.5	8	183.7	5	179.4	6	177.6	4	172.0	7	180.4
24	MARCH 722	1	N. PANCISI	184.9	4	184.3	6	181.2	5	173.4	2	171.4	3	179.0
50	MARCH 712	2	P. BASON	184.6	7	177.3	6	175.9	4	175.6	2	173.6	8	177.4
61	LOTUS 69	2	M. SYDOW	136.0	5	132.5	3	128.3	2	102.0	4			124.7
2	MARTINI MK19/22	1	P. BONNY											
44	CHEVRON B42	1												
62	MARCH 762	1												
88	MARCH 762	1												



11-F2 Classic Interseries SPA SIX HOURS Race 2

Leader Sequence by Class


No	Team	Car	Start Lap	End Lap	Laps	Total Laps
1						
33		MARCH 782	1	9	9	9
2						
31		BRABHAM BT30	1	5	5	5
131		CROSSLÉ 18F	6	8	3	3
31		BRABHAM BT30	9	9	1	6
3						
94		MARCH 73B	1	1	1	1
41		MARCH 74B	2	9	8	8



11-F2 Classic Interseries SPA SIX HOURS Race 2

Fastest Lap Sequence

Elapsed	No Team	Car	Class	Driver	Time	Kph	Lap
5:45.456	33	MARCH 782	1	Wolfgang KAUFMANN	2:53.388	145.4	2
8:35.629	33	MARCH 782	1	Wolfgang KAUFMANN	2:50.173	148.2	3
11:24.462	33	MARCH 782	1	Wolfgang KAUFMANN	2:48.833	149.3	4
18:18.284	33	MARCH 782	1	Wolfgang KAUFMANN	2:47.959	150.1	6
26:41.393	33	MARCH 782	1	Wolfgang KAUFMANN	2:45.987	151.9	9
26:50.824	11	MARCH 782	1	Mark CHARTERIS	2:45.031	152.8	9




11-F2 Classic Interseries SPA SIX HOURS Race 2

Analysis by lap

Lapped ■

No	Lap Time	Gap	No	Lap Time	Gap	No	Lap Time	Gap	No	Lap Time	Gap	No	Lap Time	Gap
Lap 1														
33	2:52.068	0.000	31	3:12.291	1:01.060	33	2:47.959		26	3:00.216	1:37.513			
21	2:52.438	0.370	18	3:10.512	1:04.840	11	2:50.376	10.247	64	3:01.924	1:37.681			
11	2:57.241	5.173	2	3:07.603	1:05.908	41	2:51.368	11.565	50	3:13.002	2:31.139			
3	3:02.441	10.373	131	3:06.753	1:06.425	3	2:57.464	18.384	16	3:12.681	2:31.531			
94	3:05.774	13.706	5	3:13.814	1:13.227	40	3:00.889	27.728						
22	3:10.913	18.845	26	3:11.107	1:15.128	94	3:02.476	28.549	Lap 9					
71	3:13.359	21.291	64	3:13.865	1:18.099	19	3:05.787	1 Lap	33	2:45.987				
41	3:13.448	21.380	50	3:17.289	1:24.065	22	3:04.757	42.616	11	2:45.031	9.431			
19	3:14.912	22.844	16	3:19.135	1:29.464	71	3:03.701	43.696	41	2:46.724	12.972			
31	3:15.784	23.716	24	3:19.242	1:32.791	18	3:04.414	59.143	3	2:50.367	34.020			
18	3:18.998	26.930	19	3:44.617	1:36.724	131	3:04.530	59.622	40	2:52.550	43.775			
2	3:19.808	27.740	Lap 4						94	2:55.950	59.840			
5	3:20.774	28.706	33	2:48.833		2	3:04.755	1:00.483	19	2:59.014	1 Lap			
40	3:21.438	29.370	61	3:45.676	1 Lap	31	3:08.423	1:02.249	71	2:53.449	1:10.571			
131	3:24.742	32.674	11	2:52.146	11.921	5	3:04.625	1:08.114	22	2:53.241	1:11.447			
50	3:26.360	34.292	41	2:55.750	36.078	26	3:04.473	1:08.654	2	2:56.032	1:29.695			
64	3:26.574	34.506	3	3:02.100	40.478	64	3:03.662	1:09.131	18	2:59.541	1:35.585			
26	3:27.094	35.026	94	3:09.898	1:01.708	50	3:15.775	1:39.510	31	3:01.000	1:49.840			
16	3:27.906	35.838	40	3:08.755	1:12.694	16	3:12.754	1:40.651	131	3:07.711	1:49.896			
24	3:32.105	40.037	22	3:15.269	1:18.674	24	3:11.717	1:41.318	5	3:02.243	1:53.064			
61	3:59.133	1:07.065	71	3:16.021	1:20.854	Lap 7								
Lap 2														
33	2:53.388		31	3:18.824	1:31.051	33	2:48.402		33	2:48.402				
21	2:54.000	0.982	18	3:15.821	1:31.828	11	2:48.389	10.234	11	2:48.389	10.234			
11	2:54.200	5.985	131	3:15.467	1:33.059	41	2:49.671	12.834	41	2:49.671	12.834			
3	3:01.510	18.495	2	3:16.775	1:33.850	3	2:53.274	23.256	3	2:53.274	23.256			
41	2:57.506	25.498	5	3:14.995	1:39.389	40	2:53.945	33.271	40	2:53.945	33.271			
94	3:06.698	27.016	26	3:16.431	1:42.726	61	5:52.216	2 Laps	61	5:52.216	2 Laps			
22	3:08.747	34.204	64	3:14.979	1:44.245	94	2:58.881	39.028	94	2:58.881	39.028			
71	3:07.228	35.131	50	3:21.671	1:56.903	19	3:01.353	1 Lap	19	3:01.353	1 Lap			
31	3:08.614	38.942	16	3:22.083	2:02.714	71	2:58.584	53.878	71	2:58.584	53.878			
40	3:03.543	39.525	24	3:21.398	2:05.356	22	3:00.164	54.378	22	3:00.164	54.378			
19	3:12.824	42.280	21	6:41.891	3:54.617	18	2:59.393	1:10.134	18	2:59.393	1:10.134			
18	3:10.959	44.501	Lap 5						2	2:59.007	1:11.088			
2	3:14.126	48.478	33	4:05.863		131	3:00.826	1:12.046	2	2:59.007	1:11.088			
5	3:14.268	49.586	11	4:01.772	7.830	31	3:04.870	1:18.717	31	3:04.870	1:18.717			
131	3:10.559	49.845	41	3:37.941	8.156	5	3:04.333	1:24.045	5	3:04.333	1:24.045			
26	3:12.556	54.194	3	3:34.264	8.879	64	3:03.748	1:24.477	64	3:03.748	1:24.477			
64	3:13.289	54.407	19	5:29.503	1 Lap	26	3:05.765	1:26.017	26	3:05.765	1:26.017			
50	3:16.045	56.949	94	3:18.187	14.032	50	3:15.749	2:06.857	50	3:15.749	2:06.857			
16	3:18.052	1:00.502	40	3:07.967	14.798	16	3:15.321	2:07.570	16	3:15.321	2:07.570			
24	3:17.073	1:03.722	61	4:16.138	1 Lap	Lap 8								
61	3:47.722	2:01.399	22	3:13.007	25.818	33	2:48.720		33	2:48.720				
Lap 3														
33	2:50.173		71	3:12.963	27.954	11	2:48.873	10.387	11	2:48.873	10.387			
21	2:50.750	1.559	31	3:16.597	41.785	41	2:48.121	12.235	41	2:48.121	12.235			
11	2:52.796	8.608	18	3:16.723	42.688	3	2:55.104	29.640	3	2:55.104	29.640			
3	2:58.889	27.211	131	3:15.855	43.051	40	2:52.661	37.212	40	2:52.661	37.212			
41	2:53.836	29.161	2	3:15.700	43.687	94	2:59.569	49.877	94	2:59.569	49.877			
94	3:03.800	40.643	5	3:17.922	51.448	19	3:00.986	1 Lap	19	3:00.986	1 Lap			
22	3:08.207	52.238	26	3:15.277	52.140	71	2:57.951	1:03.109	71	2:57.951	1:03.109			
40	3:03.420	52.772	64	3:15.046	53.428	22	2:58.535	1:04.193	22	2:58.535	1:04.193			
71	3:08.708	53.666	50	3:20.654	1:11.694	2	2:57.282	1:19.650	2	2:57.282	1:19.650			
Lap 6														
33	2:48.720		16	3:19.005	1:15.856	18	3:00.617	1:22.031	18	3:00.617	1:22.031			
11	2:48.873	10.387	24	3:18.067	1:17.560	61	3:40.218	2 Laps	61	3:40.218	2 Laps			
41	2:48.121	12.235	Lap 6						131	3:04.846	1:28.172			
3	2:55.104	29.640	33	2:48.833		31	3:04.830	1:34.827	31	3:04.830	1:34.827			
40	2:52.661	37.212	11	2:52.146	11.921	5	3:01.483	1:36.808	5	3:01.483	1:36.808			
94	2:59.569	49.877	41	2:55.750	36.078	Lap 9								
19	3:00.986	1 Lap	94	3:09.898	1:01.708	33	2:45.987		33	2:45.987				
71	2:57.951	1:03.109	40	3:08.755	1:12.694	11	2:45.031	9.431	11	2:45.031	9.431			
22	2:58.535	1:04.193	22	3:15.269	1:18.674	41	2:46.724	12.972	41	2:46.724	12.972			
2	2:57.282	1:19.650	71	3:16.021	1:20.854	3	2:50.367	34.020	3	2:50.367	34.020			
18	3:00.617	1:22.031	24	3:19.242	1:32.791	40	2:52.550	43.775	40	2:52.550	43.775			
61	3:40.218	2 Laps	19	3:44.617	1:36.724	94	2:55.950	59.840	94	2:55.950	59.840			
131	3:04.846	1:28.172	Lap 9						19	2:59.014	1 Lap			
31	3:04.830	1:34.827	33	2:48.833		71	2:53.449	1:10.571	71	2:53.449	1:10.571			
5	3:01.483	1:36.808	11	2:52.146	11.921	22	2:53.241	1:11.447	22	2:53.241	1:11.447			



11-F2 Classic Interseries SPA SIX HOURS Race 2

Sector Analysis

— Invalidated Lap ■ Personal Best ■ Session Best B Crossing the pit lane


Lap	D	Time	Sector 1	Sector 2	Sector 3	T.Spd	Elapsed	Lap	D	Time	Sector 1	Sector 2	Sector 3	T.Spd	Elapsed	
2	1.Philippe BONNY	MARTINI MK19/22						1	2	1	3:18.052	52.741	1:34.373	50.938	168.2	6:45.958
		3	1	3:19.135	52.932	1:34.630	51.573		158.6	10:05.093						
		4	1	3:22.083	53.008	1:36.310	52.765		177.6	13:27.176						
		5	1	3:19.005	54.506	1:34.016	50.483		183.7	16:46.181						
		6	1	3:12.754	51.774	1:31.965	49.015		179.4	19:58.935						
		7	1	3:15.321	52.934	1:32.891	49.496		172.0	23:14.256						
		8	1	3:12.681	52.254	1:31.256	49.171		189.5	26:26.937						
		9	1	3:10.223	51.493	1:31.004	47.726		169.3	29:37.160						
		1	1	3:19.808						3:19.808						
		2	1	3:14.126						6:33.934						
3	1.Christopher PORRITT	CHEVRON B40						1	1	1	3:02.441	48.701	1:27.541	46.199		3:02.441
		2	1	3:01.510	49.168	1:26.939	45.403		194.2	6:03.951						
		3	1	2:58.889	48.091	1:26.114	44.684		195.7	9:02.840						
		4	1	3:02.100	48.221	1:26.733	47.146		186.9	12:04.940						
		5	1	3:34.264	51.636	1:44.544	58.084		177.6	15:39.204						
		6	1	2:57.464	49.218	1:24.422	43.824		201.1	18:36.668						
		7	1	2:53.274	46.973	1:22.561	43.740		211.8	21:29.942						
		8	1	2:55.104	47.420					24:25.046						
		9	1	2:50.367	46.443	1:21.452	42.472		204.5	27:15.413						
		1	1	3:02.441						3:02.441						
5	1.Mark GOODYEAR	MARCH 79B						3	1	1	3:20.774	58.002	1:31.469	51.303		3:20.774
		2	1	3:14.268	52.790	1:32.137	49.341		144.0	6:35.042						
		3	1	3:13.814	51.904	1:32.202	49.708		168.5	9:48.856						
		4	1	3:14.995	50.791	1:32.188	52.016		196.4	13:03.851						
		5	1	3:17.922	54.542	1:34.527	48.853		170.1	16:21.773						
		6	1	3:04.625	50.523	1:26.729	47.373		188.8	19:26.398						
		7	1	3:04.333	50.609	1:27.037	46.687		192.5	22:30.731						
		8	1	3:01.483	49.425	1:25.582	46.476		208.1	25:32.214						
		9	1	3:02.243	49.692	1:26.173	46.378		200.4	28:34.457						
		1	1	3:20.774						3:20.774						
11	1.Mark CHARTERIS	MARCH 782						1	1	1	2:57.241	49.211	1:24.055	43.975		2:57.241
		2	1	2:54.200	47.257	1:23.781	43.162		203.0	5:51.441						
		3	1	2:52.796	46.897	1:23.380	42.519		194.2	8:44.237						
		4	1	2:52.146	46.945	1:22.746	42.455		212.6	11:36.383						
		5	1	4:01.772	1:00.326	2:03.016	58.430		105.2	15:38.155						
		6	1	2:50.376	46.491	1:21.867	42.018		213.0	18:28.531						
		7	1	2:48.389	46.400	1:20.748	41.601		216.9	21:16.920						
		8	1	2:48.873	46.127	1:20.670	42.076		222.7	24:05.793						
		9	1	2:45.031	45.783	1:18.207	41.041		220.9	26:50.824						
		1	1	2:57.241						2:57.241						
16	1.Jeremy CAINE	MARCH 712						2	1	1	3:27.906	59.874	1:34.432	53.600		3:27.906
		2	1	3:27.906						3:27.906						

18	1.Graham ADELMAN	MARCH 732						1	1	1	3:18.998	54.635	1:32.448	51.915		3:18.998
		2	1	3:10.959	51.416	1:29.792	49.751		151.9	6:29.957						
		3	1	3:10.512	50.256	1:30.698	49.558		173.4	9:40.469						
		4	1	3:15.821	49.075	1:32.838	53.908		166.4	12:56.290						
		5	1	3:16.723	54.613	1:31.586	50.524		150.2	16:13.013						
		6	1	3:04.414	49.619	1:27.495	47.300		195.3	19:17.427						
		7	1	2:59.393	48.468	1:25.186	45.739		175.3	22:16.820						
		8	1	3:00.617	47.335	1:26.308	46.974		198.9	25:17.437						
		9	1	2:59.541	48.584	1:24.520	46.437		186.5	28:16.978						
		1	1	3:18.998						3:18.998						

19	1.Grégoire AUDI	RALT RT1						1	1	1	3:14.912	52.960	1:32.522	49.430		3:14.912
		2	1	3:12.824	50.768	1:32.946	49.110		163.1	6:27.736						
		3	1	3:44.617	B 51.442	1:42.102	1:11.073		176.8	10:12.353						
		4	1	5:29.503	3:06.265	1:31.374	51.864		163.9	15:41.856						
		5	1	3:05.787	49.858	1:27.948	47.981		192.2	18:47.643						
		6	1	3:01.353	48.050	1:26.444	46.859		222.2	21:48.996						
		7	1	3:00.986	48.846	1:26.543	45.597		184.0	24:49.982						
		8	1	2:59.014	48.502	1:24.206	46.306		210.9	27:48.996						
		1	1	3:14.912						3:14.912						

21	1.Matthew WATTS	MARCH 772						1	1	1	2:52.438	45.731	1:21.982	44.725		2:52.438
		2	1	2:54.000	47.137	1:23.010	43.853		193.2	5:46.438						
		3	1	2:50.750	46.147	1:21.553	43.050		198.2	8:37.188						
		4	1	6:41.891	B 45.481	4:34.570	1:21.840		196.0	15:19.079						
		1	1	2:52.438						2:52.438						

22	1.Laurent VALLERY-MASSC	MARCH 77B						1	1	1	3:10.913	51.932	1:29.022	49.959		3:10.913
		2	1	3:08.747	50.686	1:28.707	49.354		193.9	6:19.660						
		3	1	3:08.207	50.309	1:29.101	48.797		200.4	9:27.867						
		4	1	3:15.269	50.145	1:31.604	53.520		191.5	12:43.136						
		5	1	3:13.007	53.688	1:30.730	48.589		175.3	15:56.143						
		6	1	3:04.757	49.311	1:28.512	46.934		193.5	19:00.900						
		7	1	3:00.164	48.573	1:25.104	46.487		206.9	22:01.064						
		8	1	2:58.535	48.678	1:25.197	44.660		188.8	24:59.599						
		9	1	2:53.241	46.737	1:22.605	43.899		204.2	27:52.840						
		1	1	3:10.913						3:10.913						




11-F2 Classic Interseries SPA SIX HOURS Race 2

Sector Analysis

— Invalidated Lap ■ Personal Best ■ Session Best B Crossing the pit lane

Lap	D	Time	Sector 1	Sector 2	Sector 3	T.Spd	Elapsed	Lap	D	Time	Sector 1	Sector 2	Sector 3	T.Spd	Elapsed		
24	1.Nick PANCISI	MARCH 722							1	5	1	3:07.967	50.057	1:30.412	47.498	196.4	15:45.123
		6	1	3:00.889	48.851	1:26.638	45.400	191.2		18:46.012							
		7	1	2:53.945	47.475	1:21.815	44.655	209.3		21:39.957							
		8	1	2:52.661	46.901	1:21.658	44.102	202.2		24:32.618							
		9	1	2:52.550	46.889	1:21.563	44.098	197.8		27:25.168							
		1	1	3:32.105	1:04.510	1:35.298	52.297			3:32.105							
		2	1	3:17.073	52.518	1:33.726	50.829	173.4		6:49.178							
3	1	3:19.242	53.531	1:34.218	51.493	171.4	10:08.420										
4	1	3:21.398	51.267	1:37.336	52.795	184.9	13:29.818										
5	1	3:18.067	53.360	1:34.951	49.756	181.2	16:47.885										
6	1	3:11.717	51.051			184.3	19:59.602										
26	1.Roland WILTSCHIEGG	CHEVRON B39							3	1	1	3:27.094	1:05.002	1:32.640	49.452		3:27.094
		2	1	3:12.556	51.937	1:31.841	48.778	202.2		6:39.650							
		3	1	3:11.107	52.649	1:29.949	48.509	170.3		9:50.757							
		4	1	3:16.431	51.484	1:34.401	50.546	170.6		13:07.188							
		5	1	3:15.277	53.251	1:33.672	48.354	188.5		16:22.465							
		6	1	3:04.473	50.243	1:26.935	47.295	180.0		19:26.938							
		7	1	3:05.765	50.711	1:28.382	46.672	182.7		22:32.703							
		8	1	3:00.216	49.827	1:25.123	45.266	188.5		25:32.919							
		9	1	3:02.944	49.815	1:28.438	44.691	184.3		28:35.863							
		10	1														
31	1.Julian STOKES	BRABHAM BT30							2	1	1	3:15.784	54.605	1:31.517	49.662		3:15.784
		2	1	3:08.614	49.946	1:29.878	48.790	178.5		6:24.398							
		3	1	3:12.291	50.975	1:30.965	50.351	175.9		9:36.689							
		4	1	3:18.824	51.485	1:32.895	54.444	166.2		12:55.513							
		5	1	3:16.597	53.476	1:32.656	50.465	174.2		16:12.110							
		6	1	3:08.423	50.097	1:30.462	47.864	197.8		19:20.533							
		7	1	3:04.870	49.256	1:27.535	48.079	181.8		22:25.403							
		8	1	3:04.830	49.783	1:27.672	47.375	191.5		25:30.233							
		9	1	3:01.000	48.945	1:25.054	47.001	191.8		28:31.233							
		10	1														
33	1.Wolfgang KAUFMANN	MARCH 782							1	1	1	2:52.068	46.699	1:21.806	43.563		2:52.068
		2	1	2:53.388	47.080	1:22.475	43.833	199.6		5:45.456							
		3	1	2:50.173	46.147	1:20.909	43.117	216.0		8:35.629							
		4	1	2:48.833	46.043	1:20.238	42.552	217.7		11:24.462							
		5	1	4:05.863	1:09.420	2:03.778	52.665	79.8		15:30.325							
		6	1	2:47.959	46.616	1:19.056	42.287	213.0		18:18.284							
		7	1	2:48.402	46.221	1:19.512	42.669	212.6		21:06.686							
		8	1	2:48.720	46.117	1:20.451	42.152	217.3		23:55.406							
		9	1	2:45.987	46.054	1:18.510	41.423	216.9		26:41.393							
		10	1														
40	1.Brian MORRIS	MARCH 782							1	1	1	3:21.438	1:04.528	1:30.243	46.667		3:21.438
		2	1	3:03.543	50.868	1:26.587	46.088	183.7		6:24.981							
		3	1	3:03.420	50.001	1:25.343	48.076	189.1		9:28.401							
		4	1	3:08.755	49.718	1:27.949	51.088	189.1		12:37.156							
		5	1														
41	1.Thomas SMITH	MARCH 74B							3	1	1	3:13.448	59.880	1:26.404	47.164		3:13.448
		2	1	2:57.506	49.264	1:23.395	44.847	198.5		6:10.954							
		3	1	2:53.836	48.132	1:21.739	43.965	193.9		9:04.790							
		4	1	2:55.750	47.973	1:22.075	45.702	197.1		12:00.540							
		5	1	3:37.941	52.107	1:47.546	58.288	158.1		15:38.481							
		6	1	2:51.368	47.566	1:20.765	43.037	201.9		18:29.849							
		7	1	2:49.671	47.203	1:19.847	42.621	204.9		21:19.520							
		8	1	2:48.121	47.205	1:18.914	42.002	196.4		24:07.641							
		9	1	2:46.724	46.716	1:18.006	42.002	208.1		26:54.365							
		10	1														
50	1.Paul BASON	MARCH 712							2	1	1	3:26.360	58.901	1:34.454	53.005		3:26.360
		2	1	3:16.045	51.625	1:34.898	49.522	175.6		6:42.405							
		3	1	3:17.289	52.269	1:34.295	50.725	161.0		9:59.694							
		4	1	3:21.671	51.540	1:35.933	54.198	175.9		13:21.365							
		5	1	3:20.654	53.561	1:36.379	50.714	161.0		16:42.019							
		6	1	3:15.775	53.485	1:33.507	48.783	177.3		19:57.794							
		7	1	3:15.749	52.290	1:33.603	49.856	184.6		23:13.543							
		8	1	3:13.002	51.493	1:32.090	49.419	173.6		26:26.545							
		9	1	3:10.088	51.341	1:30.945	47.802	171.7		29:36.633							
		10	1														
61	1.Marc SYDOW	LOTUS 69							2	1	1	3:59.133	1:12.328	1:47.454	59.351		3:59.133
		2	1	3:47.722	1:01.028	1:48.789	57.905	128.3		7:46.855							
		3	1	3:45.676	59.500	1:47.733	58.443	132.5		11:32.531							
		4	1	4:16.138	B	1:03.897	2:03.178	1:09.063		102.0	15:48.669						
		5	1	5:52.216	3:07.074	1:48.188	56.954	136.0		21:40.885							
		6	1	3:40.218						25:21.103							
		7	1	3:57.517	B					29:18.620							
64	1.James KING	MARCH 712							2	1	1	3:26.574	1:00.153	1:35.162	51.259		3:26.574
		2	1	3:13.289	51.272	1:31.969	50.048	197.8		6:39.863							
		3	1	3:13.865	52.876	1:32.116	48.873	164.1		9:53.728							
		4	1	3:14.979	50.142	1:34.179	50.658	190.8		13:08.707							
		5	1	3:15.046	53.385	1:33.831	47.830	175.6		16:23.753							
		6	1	3:03.662	50.076	1:27.432	46.154	181.8		19:27.415							
		7	1	3:03.748	50.330	1:27.942	45.476	196.7		22:31.163							
		8	1	3:01.924	50.163	1:26.094	45.667	201.1		25:33.087							
		9	1	3:12.707	49.178	1:38.373	45.156	206.5		28:45.794							



11-F2 Classic Interseries


SPA SIX HOURS

Race 2

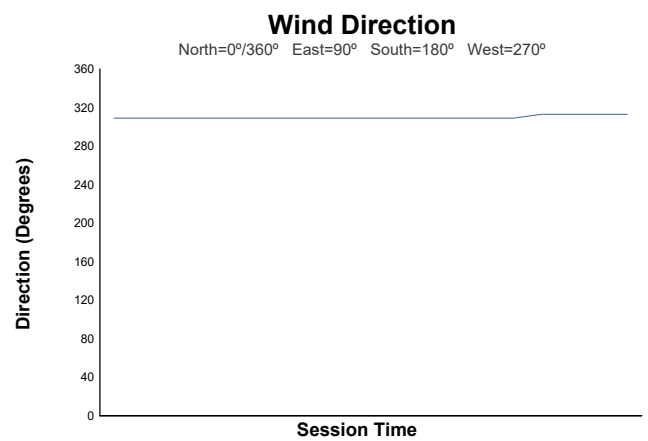
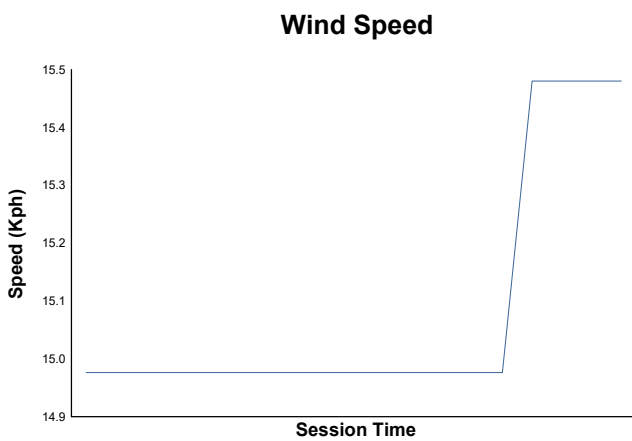
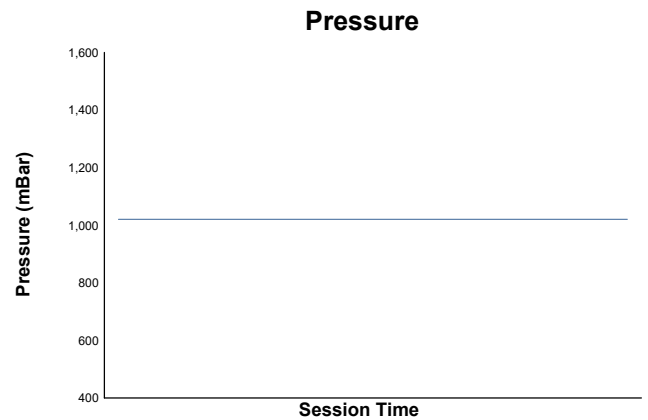
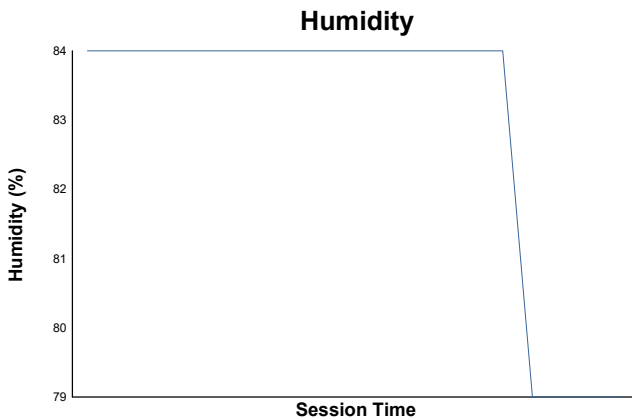
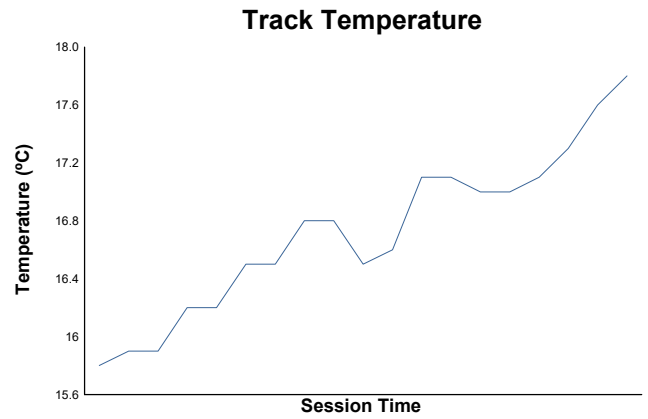
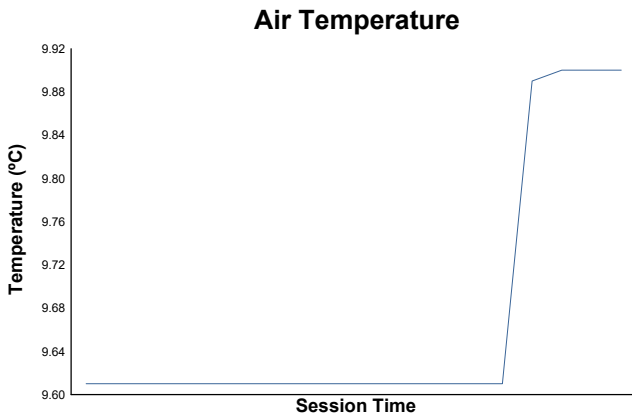
Sector Analysis

_ Invalidated Lap
 ■ Personal Best
 ■ Session Best
 B Crossing the pit lane

Lap	D	Time	Sector 1	Sector 2	Sector 3	T.Spd	Elapsed	Lap	D	Time	Sector 1	Sector 2	Sector 3	T.Spd	Elapsed
71		1.Christopher WILLIE													
CHEVRON B29															
1															
1	1	3:13.359	54.248	1:29.805	49.306		3:13.359								
2	1	3:07.228	49.748	1:28.100	49.380	181.2	6:20.587								
3	1	3:08.708	49.906	1:29.436	49.366	177.9	9:29.295								
4	1	3:16.021	49.130	1:32.664	54.227	177.0	12:45.316								
5	1	3:12.963	54.607	1:30.096	48.260	171.2	15:58.279								
6	1	3:03.701	48.898	1:27.581	47.222	187.2	19:01.980								
7	1	2:58.584	47.951	1:25.096	45.537	192.5	22:00.564								
8	1	2:57.951	47.338	1:25.788	44.825	193.5	24:58.515								
9	1	2:53.449	47.358	1:22.498	43.593	198.2	27:51.964								
94		1.Martin WOOD													
MARCH 73B															
3															
1	1	3:05.774	51.912	1:27.420	46.442		3:05.774								
2	1	3:06.698	48.996	1:30.069	47.633	192.5	6:12.472								
3	1	3:03.800	49.127	1:28.414	46.259	184.6	9:16.272								
4	1	3:09.898	49.356	1:29.052	51.490	190.5	12:26.170								
5	1	3:18.187	56.398	1:34.564	47.225	157.7	15:44.357								
6	1	3:02.476	48.740	1:27.212	46.524	215.6	18:46.833								
7	1	2:58.881	47.786	1:25.322	45.773	208.5	21:45.714								
8	1	2:59.569	49.555	1:25.190	44.824	198.9	24:45.283								
9	1	2:55.950	47.772	1:23.926	44.252	192.5	27:41.233								
131		1.Bastian BENDER													
CROSSLÉ 18F															
2															
1	1	3:24.742	1:03.057	1:31.481	50.204		3:24.742								
2	1	3:10.559	49.838	1:31.469	49.252	166.9	6:35.301								
3	1	3:06.753	49.961			185.9	9:42.054								
4	1	3:15.467	49.380			187.2	12:57.521								
5	1	3:15.855	55.369	1:30.660	49.826	166.7	16:13.376								
6	1	3:04.530	49.922			181.2	19:17.906								
7	1	3:00.826	49.112			195.3	22:18.732								
8	1	3:04.846	49.455	1:26.740	48.651	187.8	25:23.578								
9	1	3:07.711	50.534			190.8	28:31.289								



11-F2 Classic Interseries SPA SIX HOURS Race 2 Weather Report



Track Status: **DRY**