
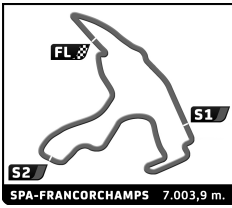


# SPA SIX HOURS

12-F3 Classic Interseries  
Results Booklet





# 12-F3 Classic Interseries SPA SIX HOURS Qualifying

**Amended**

## Final Classification

No Drivers	Team	Car	Cl.	Time	Lap Total	Gap	Kph
1 78 A. SMITH		MARCH 783	1	<b>2:32.607</b>	10 10	-	165.2
2 5 T. GOMMENDY		ARGO JM10	2	<b>2:33.289</b>	9 9	+0.682	164.5
3 81 D. LEONE		MARCH 783	1	<b>2:33.531</b>	8 10	+0.924	164.2
4 55 M. ROSSI DI MONTELERA		RALT RT3	2	<b>2:33.866</b>	7 8	+1.259	163.9
5 28 X. MICHEL		CHEVRON B38	1	<b>2:35.144</b>	10 10	+2.537	162.5
6 22 L. VALLERY-MASSON		RALT RT3	2	<b>2:35.165</b>	5 8	+2.558	162.5
7 41 C. VAGLIO-GIORS		MARCH 783	1	<b>2:35.469</b>	7 10	+2.862	162.2
8 72 A. HANCOCK		LOLA T670	1	<b>2:35.723</b>	8 10	+3.116	161.9
9 35 P. GERBOUT		RALT RT1	1	<b>2:36.232</b>	7 8	+3.625	161.4
10 23 P. TENCONI		ALBA AR1	2	<b>2:38.769</b>	9 10	+6.162	158.8
11 19 R. NALE		RALT RT3	2	<b>2:38.910</b>	9 10	+6.303	158.7
12 44 G. CANDIANI		CHEVRON B38	1	<b>2:42.231</b>	9 9	+9.624	155.4
13 255 D. HORNUNG		RALT RT3	2	<b>2:45.269</b>	7 9	+12.662	152.6
14 147 L. HANJOUL		ARGO JM1	1	<b>2:51.304</b>	8 9	+18.697	147.2
15 31 M. COPPINI		RALT RT1	1	<b>2:51.632</b>	9 9	+19.025	146.9
16 77 L. BAYERS		MARCH 763	1	<b>2:58.017</b>	7 9	+25.410	141.6
17 93 A. GRASSO		DALLARA 382	2	<b>3:10.553</b>	7 8	+37.946	132.3

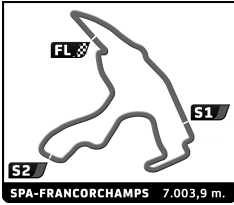
**Fastest Lap:** Lap 10 | Andy SMITH | **2:32.607** | 165.2 Kph

CAR #44 - LAP 4 DELETED DUE TO TRACK LIMITS  
 CAR #147 - LAPS 4 & 5 DELETED DUE TO TRACK LIMITS  
 CAR #41 - LAPS 5 & 6 DELETED DUE TO TRACK LIMITS  
 CAR #255 - LAPS 5 & 6 DELETED DUE TO TRACK LIMITS  
 CAR #35 - LAP 5 DELETED DUE TO TRACK LIMITS  
 CAR #23 - LAPS 7 & 8 DELETED DUE TO TRACK LIMITS  
 CAR #44 - LAPS 7 & 8 DELETED DUE TO TRACK LIMITS  
 CAR #41 - LAP 8 DELETED DUE TO TRACK LIMITS  
 CAR #81 - LAP 9 DELETED DUE TO TRACK LIMITS  
 CAR #41 - LAP 9 DELETED DUE TO TRACK LIMITS  
 CAR #147 - LAP 9 DELETED DUE TO TRACK LIMITS  
 CAR #77 - BEST LAP TIME DELETED - STEWARDS DECISION N°2

Published at: .....

Track Status: **WET**

<b>Stewards</b> Ronald BARBIERE, Chairman      Alexandre MAGIS      Etienne MASSILLON			<b>Timekeeper</b> Alberto Estébanez
--	--	--	--



# 12-F3 Classic Interseries SPA SIX HOURS Qualifying

**Amended**


## Final Classification by Class


No Drivers	Team	Car	Time	Lap Total	Gap	Kph
<b>1</b>						
1 78 A. SMITH		MARCH 783	2:32.607	10 10		165.2
2 81 D. LEONE		MARCH 783	2:33.531	8 10	+0.924 +0.924	164.2
3 28 X. MICHEL		CHEVRON B38	2:35.144	10 10	+2.537 +1.613	162.5
4 41 C. VAGLIO-GIORS		MARCH 783	2:35.469	7 10	+2.862 +0.325	162.2
5 72 A. HANCOCK		LOLA T670	2:35.723	8 10	+3.116 +0.254	161.9
6 35 P. GERBOUT		RALT RT1	2:36.232	7 8	+3.625 +0.509	161.4
7 44 G. CANDIANI		CHEVRON B38	2:42.231	9 9	+9.624 +5.999	155.4
8 147 L. HANJOUL		ARGO JM1	2:51.304	8 9	+18.697 +9.073	147.2
9 31 M. COPPINI		RALT RT1	2:51.632	9 9	+19.025 +0.328	146.9
10 77 L. BAYERS		MARCH 763	2:58.017	7 9	+25.410 +6.385	141.6
<b>2</b>						
1 5 T. GOMMENDY		ARGO JM10	2:33.289	9 9		164.5
2 55 M. ROSSI DI MONTELERA		RALT RT3	2:33.866	7 8	+0.577 +0.577	163.9
3 22 L. VALLERY-MASSON		RALT RT3	2:35.165	5 8	+1.876 +1.299	162.5
4 23 P. TENCONI		ALBA AR1	2:38.769	9 10	+5.480 +3.604	158.8
5 19 R. NALE		RALT RT3	2:38.910	9 10	+5.621 +0.141	158.7
6 255 D. HORNING		RALT RT3	2:45.269	7 9	+11.980 +6.359	152.6
7 93 A. GRASSO		DALLARA 382	3:10.553	7 8	+37.264 +25.284	132.3

CAR #44 - LAP 4 DELETED DUE TO TRACK LIMITS  
 CAR #147 - LAPS 4 & 5 DELETED DUE TO TRACK LIMITS  
 CAR #41 - LAPS 5 & 6 DELETED DUE TO TRACK LIMITS  
 CAR #255 - LAPS 5 & 6 DELETED DUE TO TRACK LIMITS  
 CAR #35 - LAP 5 DELETED DUE TO TRACK LIMITS  
 CAR #23 - LAPS 7 & 8 DELETED DUE TO TRACK LIMITS  
 CAR #44 - LAPS 7 & 8 DELETED DUE TO TRACK LIMITS  
 CAR #41 - LAP 8 DELETED DUE TO TRACK LIMITS  
 CAR #81 - LAP 9 DELETED DUE TO TRACK LIMITS  
 CAR #41 - LAP 9 DELETED DUE TO TRACK LIMITS  
 CAR #147 - LAP 9 DELETED DUE TO TRACK LIMITS  
 CAR #77 - BEST LAP TIME DELETED - STEWARDS DECISION N°2

Published at: .....

Track Status: **WET**

<b>Stewards</b> Ronald BARBIERE, Chairman      Alexandre MAGIS      Etienne MASSILLON			<b>Timekeeper</b> Alberto Estébanez 
--	--	--	---



# 12-F3 Classic Interseries SPA SIX HOURS Qualifying


**Amended**

## Final Classification by Driver Fastest Lap

No	Team	Car	Class	Driver	Time	Lap	Total	Gap	Kph
1	78	MARCH 783	1	Andy SMITH	2:32.607	10	10		165.2
2	5	ARGO JM10	2	Tristan GOMMENDY	2:33.289	9	9	0.682	164.5
3	81	MARCH 783	1	Davide LEONE	2:33.531	8	10	0.924	164.2
4	55	RALT RT3	2	Manfredo ROSSI DI MONTELEA	2:33.866	7	8	1.259	163.9
5	28	CHEVRON B38	1	Xavier MICHEL	2:35.144	10	10	2.537	162.5
6	22	RALT RT3	2	Laurent VALLERY-MASSON	2:35.165	5	8	2.558	162.5
7	41	MARCH 783	1	Christian VAGLIO-GIORS	2:35.469	7	10	2.862	162.2
8	72	LOLA T670	1	Anthony HANCOCK	2:35.723	8	10	3.116	161.9
9	35	RALT RT1	1	Pascal GERBOUT	2:36.232	7	8	3.625	161.4
10	23	ALBA AR1	2	Pietro TENCONI	2:38.769	9	10	6.162	158.8
11	19	RALT RT3	2	Roberto NALE	2:38.910	9	10	6.303	158.7
12	44	CHEVRON B38	1	Gianluigi CANDIANI	2:42.231	9	9	9.624	155.4
13	255	RALT RT3	2	Daniel HORNING	2:45.269	7	9	12.662	152.6
14	147	ARGO JM1	1	Louis HANJOUL	2:51.304	8	9	18.697	147.2
15	31	RALT RT1	1	Marco COPPINI	2:51.632	9	9	19.025	146.9
16	77	MARCH 763	1	Laurent BAYERS	2:58.017	7	9	25.410	141.6
17	93	DALLARA 382	2	Angela GRASSO	3:10.553	7	8	37.946	132.3

Published at: .....

<b>Stewards</b> Ronald BARBIERE, Chairman      Alexandre MAGIS      Etienne MASSILLON			<b>Timekeeper</b> Alberto Estébanez




# 12-F3 Classic Interseries SPA SIX HOURS Qualifying

**Amended**

## Best Sector Times

Sector 1		Sector 2		Sector 3		No Team	Class	Ideal Lap	Best Lap
No Driver	Time	No Driver	Time	No Driver	Time				
1 81 D.LEONE	45.336	5 T.GOMMENDY	1:06.861	81 D.LEONE	39.760	1 78	1	2:32.599	2:32.607 (1)
2 78 A.SMITH	45.472	78 A.SMITH	1:07.346	55 M.ROSSI DI MONTELEA	39.771	2 5	2	2:33.289	2:33.289 (2)
3 72 A.HANCOCK	45.764	55 M.ROSSI DI MONTELEA	1:07.907	78 A.SMITH	39.781	3 81	1	2:33.531	2:33.531 (3)
4 28 X.MICHEL	45.902	81 D.LEONE	1:08.435	41 C.VAGLIO-GIORS	40.153	4 55	2	2:33.783	2:33.866 (4)
5 22 L.VALLERY-MASSON	45.991	28 X.MICHEL	1:08.707	22 L.VALLERY-MASSON	40.180	5 28	1	2:34.839	2:35.144 (5)
6 55 M.ROSSI DI MONTELEA	46.105	22 L.VALLERY-MASSON	1:08.777	28 X.MICHEL	40.230	6 22	2	2:34.948	2:35.165 (6)
7 35 P.GERBOUT	46.119	72 A.HANCOCK	1:09.015	5 T.GOMMENDY	40.270	7 72	1	2:35.116	2:35.723 (8)
8 5 T.GOMMENDY	46.158	41 C.VAGLIO-GIORS	1:09.038	72 A.HANCOCK	40.337	8 41	1	2:35.469	2:35.469 (7)
9 41 C.VAGLIO-GIORS	46.278	35 P.GERBOUT	1:09.540	35 P.GERBOUT	40.573	9 35	1	2:36.232	2:36.232 (9)
10 23 P.TENCONI	46.954	19 R.NALE	1:10.548	23 P.TENCONI	40.842	10 23	2	2:38.410	2:38.769(10)
11 19 R.NALE	46.988	23 P.TENCONI	1:10.614	19 R.NALE	41.119	11 19	2	2:38.655	2:38.910(11)
12 44 G.CANDIANI	47.569	44 G.CANDIANI	1:12.296	44 G.CANDIANI	42.366	12 44	1	2:42.231	2:42.231(12)
13 31 M.COPPINI	49.067	255 D.HORNUNG	1:12.681	255 D.HORNUNG	42.997	13 255	2	2:45.165	2:45.269(13)
14 255 D.HORNUNG	49.487	147 L.HANJOUL	1:17.228	31 M.COPPINI	43.674	14 147	1	2:51.048	2:51.304(14)
15 147 L.HANJOUL	50.121	31 M.COPPINI	1:18.441	147 L.HANJOUL	43.699	15 31	1	2:51.182	2:51.632(15)
16 77 L.BAYERS	51.468	77 L.BAYERS	1:19.692	77 L.BAYERS	44.950	16 77	1	2:56.110	2:58.017(16)
17 93 A.GRASSO	53.904	93 A.GRASSO	1:26.556	93 A.GRASSO	48.429	17 93	2	3:08.889	3:10.553(17)




# 12-F3 Classic Interseries SPA SIX HOURS Qualifying

Amended

## Best Top Speed

Team	Car	Class	Top Speed	Top 1		Top 2		Top 3		Top 4		Top 5		
				Kph	Lap	Kph	Lap	Kph	Lap	Kph	Lap	Kph	Lap	Avg
35	RALT RT1	1	P. GERBOUT	215.6	8	215.1	7	214.3	6	206.9	3	201.1	5	210.6
22	RALT RT3	2	L. VALLERY-MASSON	214.3	6	210.1	5	209.3	4	209.3	8	208.9	3	210.4
81	MARCH 783	1	D. LEONE	212.2	9	211.8	8	211.4	5	211.4	4	210.9	7	211.5
55	RALT RT3	2	M. ROSSI DI MONTELENA	211.8	8	210.9	5	210.9	7	210.1	6	207.7	3	210.3
28	CHEVRON B38	1	X. MICHEL	211.4	10	210.9	8	210.5	9	209.7	6	209.3	5	210.4
41	MARCH 783	1	C. VAGLIO-GIORS	210.9	5	209.7	8	208.9	9	208.9	7	208.5	6	209.4
72	LOLA T670	1	A. HANCOCK	210.9	6	210.5	5	210.1	8	210.1	7	210.1	4	210.3
78	MARCH 783	1	A. SMITH	210.5	9	210.1	8	209.7	6	209.3	10	208.9	5	209.7
19	RALT RT3	2	R. NALE	210.1	8	209.7	7	209.7	5	208.9	9	208.1	10	209.3
44	CHEVRON B38	1	G. CANDIANI	209.7	8	209.3	9	208.9	7	208.5	6	208.1	3	208.9
5	ARGO JM10	2	T. GOMMENDY	206.9	4	206.1	7	205.3	6	204.9	5	204.5	8	205.5
23	ALBA AR1	2	P. TENCONI	206.5	6	206.5	4	206.1	9	206.1	7	206.1	5	206.3
31	RALT RT1	1	M. COPPINI	204.2	8	201.9	5	201.9	7	201.5	9	200.4	6	202.0
147	ARGO JM1	1	L. HANJOUL	204.2	6	203.8	8	203.0	9	202.2	7	200.7	5	202.8
255	RALT RT3	2	D. HORNUNG	193.9	9	192.5	7	192.5	8	192.2	6	190.5	5	192.3
77	MARCH 763	1	L. BAYERS	186.5	7	182.7	9	180.3	8	177.3	6	173.6	4	180.1
93	DALLARA 382	2	A. GRASSO	161.0	7	160.7	8	154.3	6	153.2	4	150.0	5	155.8




## 12-F3 Classic Interseries SPA SIX HOURS Qualifying

Amended

### Fastest Lap Sequence

Elapsed	No Team	Car	Class	Driver	Time	Kph	Lap
5:37.357	55	RALT RT3	2	Manfredo ROSSI DI MONTELERA	2:40.631	157.0	2
5:37.713	78	MARCH 783	1	Andy SMITH	2:40.141	157.4	2
8:13.060	78	MARCH 783	1	Andy SMITH	2:35.347	162.3	3
13:22.311	78	MARCH 783	1	Andy SMITH	2:33.817	163.9	5
15:55.752	78	MARCH 783	1	Andy SMITH	2:33.441	164.3	6
26:14.148	78	MARCH 783	1	Andy SMITH	2:32.607	165.2	10




# 12-F3 Classic Interseries SPA SIX HOURS Qualifying

## Sector Analysis

— Invalidated Lap   ■ Personal Best   ■ Session Best   ■ Crossing the pit lane

Lap	D	Time	Sector 1	Sector 2	Sector 3	T.Spd	Elapsed	Lap	D	Time	Sector 1	Sector 2	Sector 3	T.Spd	Elapsed							
<b>5</b>	1.	Tristan GOMMENDY	ARGO JM10							2	1	1	3:04.147	1:00.856	1:20.021	43.270	162.4	3:04.147				
			2	1	2:43.462	48.566	1:11.545	43.351	207.7		5:47.609											
			3	1	2:41.302	47.579	1:11.121	42.602	208.1		8:28.911											
			4	1	2:38.423	47.047	1:10.299	41.077	209.3		11:07.334											
			5	1	2:37.127	47.238	1:09.025	40.864	209.3		13:44.461											
			6	1	2:36.102	46.347	1:09.166	40.589	209.7		16:20.563											
			7	1	2:36.735	46.834	1:08.943	40.958	208.9		18:57.298											
			8	1	2:35.364	46.088	1:08.831	40.445	210.9		21:32.662											
			9	1	2:36.038	46.495	<b>1:08.707</b>	40.836	210.5		24:08.700											
			10	1	<b>2:35.144</b>	<b>45.902</b>	1:09.012	<b>40.230</b>	211.4		26:43.844											
<b>19</b>	1.	Roberto NALE	RALT RT3							2	1	1	3:13.420	50.656	1:34.747	48.017	148.8	3:13.420				
			2	1	3:01.354	52.947	1:22.912	45.495	171.7		6:14.774											
			3	1	2:58.408	51.314	1:21.363	45.731	197.4		9:13.182											
			4	1	2:55.842	50.119	1:20.731	44.992	194.6		12:09.024											
			5	1	2:55.522	50.047	1:20.443	45.032	201.9		15:04.546											
			6	1	2:53.364	49.660	1:19.798	43.906	200.4		17:57.910											
			7	1	2:54.471	50.177	1:19.505	44.789	201.9		20:52.381											
			8	1	2:53.184	<b>49.067</b>	1:19.058	45.059	204.2		23:45.565											
			9	1	<b>2:51.632</b>	49.517	<b>1:18.441</b>	<b>43.674</b>	201.5		26:37.197											
			<b>31</b>	1.	Marco COPPINI	RALT RT1							1	1	1	3:13.420	50.656	1:34.747	48.017	148.8	3:13.420	
2	1	3:01.354				52.947	1:22.912	45.495	171.7	6:14.774												
3	1	2:58.408				51.314	1:21.363	45.731	197.4	9:13.182												
4	1	2:55.842				50.119	1:20.731	44.992	194.6	12:09.024												
5	1	2:55.522				50.047	1:20.443	45.032	201.9	15:04.546												
6	1	2:53.364				49.660	1:19.798	43.906	200.4	17:57.910												
7	1	2:54.471				50.177	1:19.505	44.789	201.9	20:52.381												
8	1	2:53.184				<b>49.067</b>	1:19.058	45.059	204.2	23:45.565												
9	1	<b>2:51.632</b>				49.517	<b>1:18.441</b>	<b>43.674</b>	201.5	26:37.197												
<b>35</b>	1.	Pascal GERBOUT				RALT RT1								1	1	1	2:59.866	59.354	1:18.173	42.339	151.7	2:59.866
			2	1	2:44.102	48.199	1:13.718	42.185	198.9	5:43.968												
			3	1	2:42.000	47.385	1:12.926	41.689	206.9	8:25.968												
			4	1	2:39.690	46.966	1:11.247	41.477	200.0	11:05.658												
			5	1	<u>2:40.970</u>	<u>49.363</u>	<u>1:10.460</u>	<u>41.147</u>	201.1	13:46.628												
			6	1	2:37.917	46.269	1:10.475	41.173	214.3	16:24.545												
			7	1	<b>2:36.232</b>	<b>46.119</b>	<b>1:09.540</b>	<b>40.573</b>	215.1	19:00.777												
			8	1	3:02.421 <b>B</b>	46.681	1:17.001	58.739	215.6	22:03.198												
			<b>41</b>	1.	Christian VAGLIO-GIORS	MARCH 783							1		1	1	3:06.144	1:03.360	1:20.061	42.723	163.6	3:06.144
						2	1	2:41.778	48.775	1:11.693	41.310	205.7			5:47.922							
3	1	2:41.001				47.742	1:10.926	42.333	206.5	8:28.923												
4	1	2:46.150				51.752	1:13.577	40.821	161.9	11:15.073												
5	1	<u>2:36.706</u>				<u>46.432</u>	<u>1:09.337</u>	<u>40.937</u>	210.9	13:51.779												
6	1	<u>2:38.398</u>				<u>47.443</u>	<u>1:09.729</u>	<u>41.226</u>	208.5	16:30.177												
7	1	<b>2:35.469</b>				<b>46.278</b>	<b>1:09.038</b>	<b>40.153</b>	208.9	19:05.646												
8	1	<u>2:36.298</u>				<u>46.287</u>	<u>1:09.222</u>	<u>40.789</u>	209.7	21:41.944												
9	1	<u>2:35.039</u>				<u>46.187</u>	<u>1:08.746</u>	<u>40.106</u>	208.9	24:16.983												
10	1	2:40.742				47.374	1:11.581	41.787	206.1	26:57.725												
<b>44</b>	1.	Gianluigi CANDIANI	CHEVRON B38							1	1	1	3:15.652	1:05.372	1:25.069	45.211	142.7	3:15.652				
			2	1	2:48.562	50.320	1:14.946	43.296	193.9		6:04.214											
			3	1	2:45.087	48.045	1:14.424	42.618	208.1		8:49.301											
			4	1	<u>2:46.231</u>	<u>48.680</u>	<u>1:13.719</u>	<u>43.832</u>	201.9		11:35.532											
			<b>22</b>	1.	Laurent VALLERY-MASSC	RALT RT3							2	1	1	3:14.508	1:06.752	1:24.216	43.540	154.7	3:14.508	
						2	1	2:45.827	51.273		1:12.637	41.917		201.5	6:00.335							
						3	1	2:38.117	47.513		1:10.027	40.577		208.9	8:38.452							
						4	1	2:40.404	50.640		1:09.131	40.633		209.3	11:18.856							
						5	1	<b>2:35.165</b>	46.208		<b>1:08.777</b>	<b>40.180</b>		210.1	13:54.021							
						6	1	2:48.474 <b>B</b>	<b>45.991</b>		1:11.495	50.988		214.3	16:42.495							
7	1	6:16.851				4:25.437	1:10.822	40.592	200.0	22:59.346												
8	1	2:35.880				46.351	1:08.904	40.625	209.3	25:35.226												
<b>23</b>	1.	Pietro TENCONI				ALBA AR1								2	1	1	3:02.142	50.503	1:27.478	44.161	160.2	3:02.142
						2	1	2:45.671	49.502	1:13.729	42.440	201.5			5:47.813							
			3	1	2:42.055	47.932	1:12.375	41.748	194.9	8:29.868												
			4	1	2:40.572	47.331	1:11.694	41.547	206.5	11:10.440												
			5	1	2:41.218	47.708	1:12.154	41.356	206.1	13:51.658												
			6	1	2:39.606	47.720	1:11.044	<b>40.842</b>	206.5	16:31.264												
			7	1	<u>2:38.361</u>	<u>46.578</u>	<u>1:10.729</u>	<u>41.054</u>	206.1	19:09.625												
			8	1	<u>2:41.671</u>	<u>47.452</u>	<u>1:11.231</u>	<u>42.988</u>	205.3	21:51.296												
			9	1	<b>2:38.769</b>	<b>46.954</b>	1:10.782	41.033	206.1	24:30.065												
			10	1	2:39.390	47.340	<b>1:10.614</b>	41.436	203.8	27:09.455												
<b>28</b>	1.	Xavier MICHEL	CHEVRON B38							1	1	1	3:15.652	1:05.372	1:25.069	45.211	142.7	3:15.652				
			2	1	2:48.562	50.320	1:14.946	43.296	193.9		6:04.214											
			3	1	2:45.087	48.045	1:14.424	42.618	208.1		8:49.301											
			4	1	<u>2:46.231</u>	<u>48.680</u>	<u>1:13.719</u>	<u>43.832</u>	201.9		11:35.532											





# 12-F3 Classic Interseries

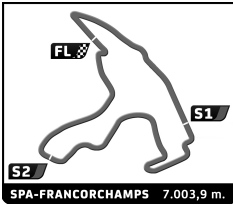
## SPA SIX HOURS

### Qualifying

### Sector Analysis

\_\_\_ Invalidated Lap    ■ Personal Best    ■ Session Best    B Crossing the pit lane

Lap	D	Time	Sector 1	Sector 2	Sector 3	T.Spd	Elapsed	Lap	D	Time	Sector 1	Sector 2	Sector 3	T.Spd	Elapsed		
5	1	2:45.762	48.694	1:13.740	43.328	207.3	14:21.294	10	1	2:32.607	45.472	1:07.346	39.789	209.3	26:14.148		
6	1	2:45.072	48.029	1:14.047	42.996	208.5	17:06.366	<b>81</b>	1	1	2:54.982	44.997	1:25.110	44.875	176.5	2:54.982	
7	1	2:41.969	47.074	1:12.643	42.252	208.9	19:48.335		2	1	2:44.203	47.608	1:14.808	41.787	206.1	5:39.185	
8	1	2:41.468	47.098	1:12.332	42.038	209.7	22:29.803		3	1	2:37.799	46.528	1:10.789	40.482	210.5	8:16.984	
9	1	2:42.231	47.569	1:12.296	42.366	209.3	25:12.034		4	1	2:36.619	46.378	1:10.257	39.984	211.4	10:53.603	
<b>55</b>	1	1	2:56.726	56.231	1:18.460	42.035	147.7		2:56.726	5	1	2:35.086	45.782	1:09.379	39.925	211.4	13:28.689
	2	1	2:40.631	47.847	1:11.738	41.046	205.3		5:37.357	6	1	2:34.406	45.423	1:09.204	39.779	210.9	16:03.095
	3	1	2:37.823	47.570	1:09.705	40.548	207.7		8:15.180	7	1	2:34.340	45.475	1:08.954	39.911	210.9	18:37.435
	4	1	2:37.964	48.052	1:09.224	40.688	207.7		10:53.144	8	1	2:33.531	45.336	1:08.435	39.760	211.8	21:10.966
	5	1	2:36.360	47.000	1:09.076	40.284	210.9		13:29.504	9	1	2:56.411	45.285	1:22.356	48.770	212.2	24:07.377
6	1	2:34.966	46.506	1:08.689	39.771	210.1	16:04.470	10	1	2:35.437	45.766	1:09.648	40.023	209.3	26:42.814		
7	1	2:33.866	46.105	1:07.907	39.854	210.9	18:38.336	<b>93</b>	1	1	3:31.219	55.701	1:43.032	52.486	126.2	3:31.219	
8	1	2:54.535	46.130	1:08.096	1:00.309	211.8	21:32.871		2	1	3:18.957	56.834	1:32.417	49.706	139.2	6:50.176	
<b>72</b>	1	1	2:57.034	55.839	1:18.452	42.743	153.0		2:57.034	3	1	3:13.621	54.289	1:30.651	48.681	145.0	10:03.797
	2	1	2:42.527	48.432	1:12.139	41.956	200.4		5:39.561	4	1	3:11.043	53.904	1:28.064	49.075	153.2	13:14.840
	3	1	2:38.777	46.904	1:11.001	40.872	209.3		8:18.338	5	1	3:20.786	55.188	1:32.717	52.881	150.0	16:35.626
	4	1	2:36.988	46.133	1:10.340	40.515	210.1		10:55.326	6	1	3:10.836	54.106	1:28.301	48.429	154.3	19:46.462
	5	1	2:36.741	45.764	1:10.135	40.842	210.5		13:32.067	7	1	3:10.553	55.043	1:26.556	48.954	161.0	22:57.015
	6	1	2:36.575	46.070	1:10.168	40.337	210.9		16:08.642	8	1	3:28.139	54.727	1:28.672	1:04.740	160.7	26:25.154
	7	1	2:36.898	46.200	1:09.860	40.838	210.1	18:45.540	<b>147</b>	1	1	3:20.659	1:00.722	1:31.724	48.213	133.0	3:20.659
	8	1	2:35.723	46.268	1:09.015	40.440	210.1	21:21.263		2	1	3:02.411	52.727	1:23.673	46.011	175.0	6:23.070
9	1	2:35.742	46.097	1:09.035	40.610	209.7	23:57.005	3		1	2:56.648	51.288	1:20.755	44.605	193.9	9:19.718	
10	1	2:36.468	45.869	1:09.736	40.863	209.3	26:33.473	4		1	2:56.722	50.890	1:20.164	45.668	196.0	12:16.440	
<b>77</b>	1	1	3:33.285	1:08.411	1:31.884	52.990	141.2	3:33.285		5	1	2:53.628	50.638	1:18.168	44.822	200.7	15:10.068
	2	1	3:07.367	55.732	1:24.480	47.155	146.3	6:40.652	6	1	2:52.362	50.121	1:17.937	44.304	204.2	18:02.430	
	3	1	3:03.695	53.661	1:22.800	47.234	166.7	9:44.347	7	1	2:52.641	50.847	1:17.228	44.566	202.2	20:55.071	
	4	1	3:01.929	52.764	1:22.522	46.643	173.6	12:46.276	8	1	2:51.304	50.141	1:17.464	43.699	203.8	23:46.375	
	5	1	3:02.657	53.277	1:22.576	46.804	167.2	15:48.933	9	1	2:51.943	49.827	1:18.097	44.019	203.0	26:38.318	
	6	1	3:00.577	51.736	1:22.627	46.214	177.3	18:49.510	<b>255</b>	1	1	3:22.469	1:03.879	1:30.297	48.293	135.7	3:22.469
	7	1	2:58.017	51.468	1:20.212	46.337	186.5	21:47.527		2	1	2:54.122	52.176	1:17.595	44.351	189.8	6:16.591
	8	1	2:55.310	50.919	1:19.060	45.331	180.3	24:42.837		3	1	2:53.737	50.858	1:18.862	44.017	188.5	9:10.328
	9	1	2:58.502	53.860	1:19.692	44.950	182.7	27:41.339		4	1	2:48.090	50.724	1:13.706	43.660	189.8	11:58.418
<b>78</b>	1	1	2:57.572	58.221	1:17.807	41.544	174.5	2:57.572		5	1	2:47.699	50.244	1:14.047	43.408	190.5	14:46.117
	2	1	2:40.141	47.326	1:11.819	40.996	193.5	5:37.713	6	1	2:46.463	50.099	1:13.190	43.174	192.2	17:32.580	
	3	1	2:35.347	46.566	1:08.805	39.976	207.3	8:13.060	7	1	2:45.269	49.487	1:12.681	43.101	192.5	20:17.849	
	4	1	2:35.434	46.364	1:08.979	40.091	208.5	10:48.494	8	1	2:46.178	49.492	1:13.346	43.340	192.5	23:04.027	
	5	1	2:33.817	45.783	1:07.903	40.131	208.9	13:22.311	9	1	2:45.592	49.726	1:12.869	42.997	193.9	25:49.619	
	6	1	2:33.441	45.683	1:07.977	39.781	209.7	15:55.752									
	7	1	2:37.383	45.489	1:11.202	40.692	202.2	18:33.135									
	8	1	2:33.853	45.643	1:07.716	40.494	210.1	21:06.988									
	9	1	2:34.553	46.486	1:07.863	40.204	210.5	23:41.541									



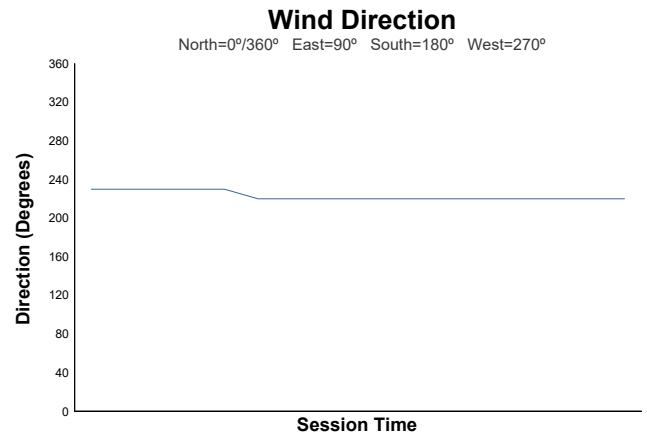
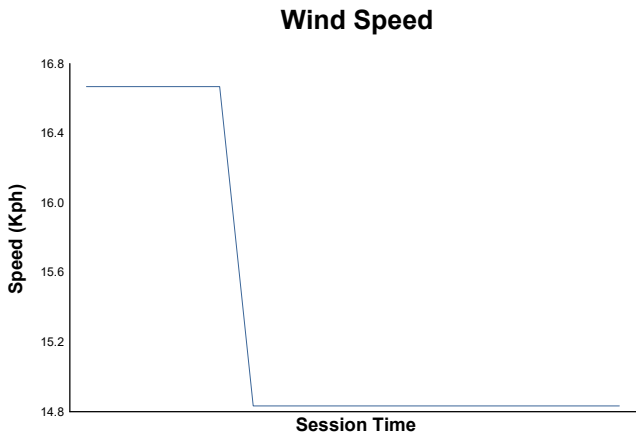

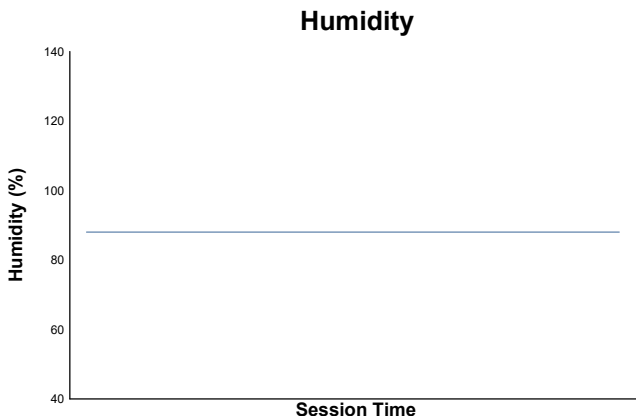
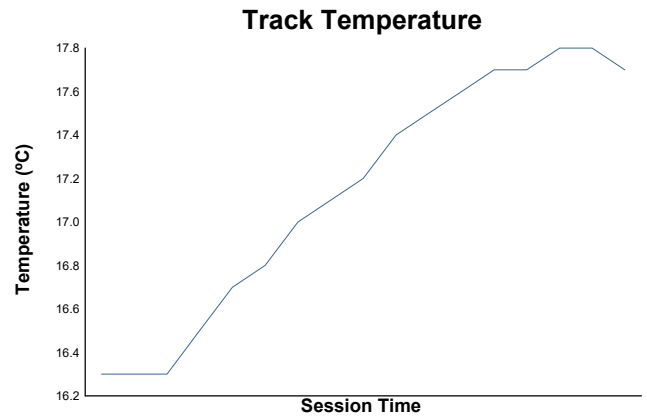
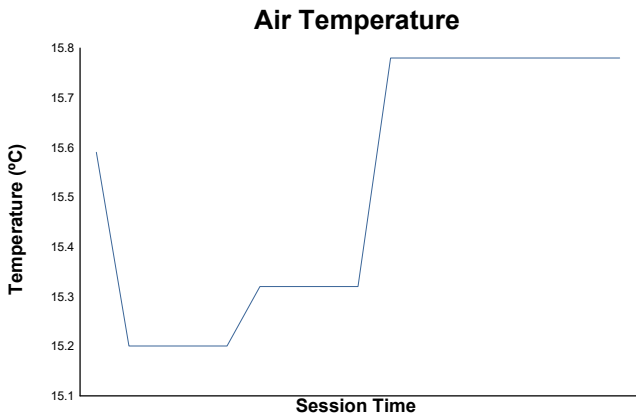
# SPA SIX HOURS

## 12-F3 Classic Interseries


### Qualifying

Amended

### Weather Report



Track Status: **WET**




# 12-F3 Classic Interseries SPA SIX HOURS Race 1 (25 Minutes)

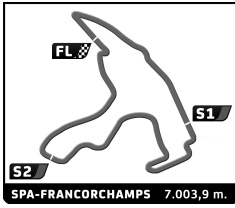
## Final Starting Grid

3:10.553	<b>Angela GRASSO</b>	93	- 9 -		
2:51.632	<b>Marco COPPINI</b>	31	- 8 -	77	Laurent BAYERS 2:58.017
2:45.269	<b>Daniel HORNING</b>	255	- 7 -	147	Louis HANJOUL 2:51.304
2:38.910	<b>Roberto NALE</b>	19	- 6 -	44	Gianluigi CANDIANI 2:42.231
2:36.232	<b>Pascal GERBOUT</b>	35	- 5 -	23	Pietro TENCONI 2:38.769
2:35.469	<b>Christian VAGLIO-GIORS</b>	41	- 4 -	72	Anthony HANCOCK 2:35.723
2:35.144	<b>Xavier MICHEL</b>	28	- 3 -	22	Laurent VALLERY-MASSON 2:35.165
2:33.531	<b>Davide LEONE</b>	81	- 2 -	55	Manfredo ROSSI DI MONTELEERA 2:33.866
2:32.607	<b>Andy SMITH</b>	78	- 1 -	5	Tristan GOMMENDY 2:33.289

Pole



<b>Stewards</b> Ronald BARBIERE, Chairman Alexandre MAGIS Etienne MASSILLON	<b>Timekeeper</b> Alberto Estébanez 
--	---



# 12-F3 Classic Interseries

## SPA SIX HOURS

### Race 1 (25 Minutes)

#### Final Classification

No Drivers	Team	Car	Cl.	Laps	Total Time	Gap	Kph	Best Lap		
								Lap	Time	Kph
1	78 A. SMITH	MARCH 783	1	10	25:44.864	-	162.9	10	2:32.510	165.3
2	81 D. LEONE	MARCH 783	1	10	25:46.158	+1.294	162.8	10	2:33.402	164.4
3	5 T. GOMMENDY	ARGO JM10	2	10	26:04.096	+19.232	160.9	8	2:33.907	163.8
4	55 M. ROSSI DI MONTELERA	RALT RT3	2	10	26:09.801	+24.937	160.3	8	2:35.615	162.0
5	41 C. VAGLIO-GIORS	MARCH 783	1	10	26:20.112	+35.248	159.3	8	2:35.382	162.3
6	28 X. MICHEL	CHEVRON B38	1	10	26:43.830	+58.966	156.9	10	2:34.544	163.2
7	22 L. VALLERY-MASSON	RALT RT3	2	10	26:45.541	+1:00.677	156.8	10	2:38.217	159.4
8	23 P. TENCONI	ALBA AR1	2	10	26:46.253	+1:01.389	156.7	10	2:38.686	158.9
9	19 R. NALE	RALT RT3	2	10	26:56.064	+1:11.200	155.8	10	2:39.025	158.6
10	35 P. GERBOUT	RALT RT1	1	10	27:09.012	+1:24.148	154.5	6	2:37.180	160.4
11	44 G. CANDIANI	CHEVRON B38	1	10	29:07.577	+3:22.713	144.0	7	2:44.213	153.5
12	147 L. HANJOUL	ARGO JM1	1	10	29:14.929	+3:30.065	143.4	9	2:47.767	150.3
13	31 M. COPPINI	RALT RT1	1	9	26:13.047	1 Lap	144.0	7	2:50.294	148.1
14	77 L. BAYERS	MARCH 763	1	9	26:20.371	1 Lap	143.3	9	2:49.960	148.4
15	93 A. GRASSO	DALLARA 382	2	9	27:29.145	1 Lap	137.3	9	2:58.553	141.2
16	255 D. HORNUNG	RALT RT3	2	8	23:08.793	2 Laps	144.9	6	2:45.848	152.0
17	72 A. HANCOCK	LOLA T670	1	5	13:37.814	5 Laps	153.6	4	2:38.491	159.1


<b>Pole Position:</b>	Andy SMITH	2:32.607	165.2 Kph
<b>Fastest Lap:</b>	Lap 10 Andy SMITH	2:32.510	165.3 Kph

CAR #55 - LOW BATTERY TRANSPONDER  
 CARS #5, #28, #41 & #44 - TIME PENALTY OF 5 SECONDS - TRACK LIMITS  
 CAR #41 - TIME PENALTY OF 5 SECONDS - TRACK LIMITS  
 CARS #28 & #44 - TIME PENALTY OF 10 SECONDS - TRACK LIMITS

Published at: .....

Track Status: **DRY**

<b>Stewards</b> Ronald BARBIERE, Chairman Alexandre MAGIS Etienne MASSILLON	<b>Timekeeper</b> Alberto Estébanez
--	--



# 12-F3 Classic Interseries

## SPA SIX HOURS

### Race 1 (25 Minutes)

### Final Classification by Class


No Drivers	Team	Car	Laps	Total Time	Gap	Kph	Best Lap		
							Lap	Time	Kph
<b>1</b>									
1	78 A. SMITH	MARCH 783	10	25:44.864		162.9	10	2:32.510	165.3
2	81 D. LEONE	MARCH 783	10	25:46.158	+1.294	162.8	10	2:33.402	164.4
3	41 C. VAGLIO-GIORS	MARCH 783	10	26:20.112	+35.248	159.3	8	2:35.382	162.3
4	28 X. MICHEL	CHEVRON B38	10	26:43.830	+58.966	156.9	10	2:34.544	163.2
5	35 P. GERBOUT	RALT RT1	10	27:09.012	+1'24.148	154.5	6	2:37.180	160.4
6	44 G. CANDIANI	CHEVRON B38	10	29:07.577	+3'22.713	144.0	7	2:44.213	153.5
7	147 L. HANJOUL	ARGO JM1	10	29:14.929	+3'30.065	143.4	9	2:47.767	150.3
8	31 M. COPPINI	RALT RT1	9	26:13.047	1 Lap	144.0	7	2:50.294	148.1
9	77 L. BAYERS	MARCH 763	9	26:20.371	1 Lap	143.3	9	2:49.960	148.4
10	72 A. HANCOCK	LOLA T670	5	13:37.814	5 Laps	153.6	4	2:38.491	159.1
<b>2</b>									
1	5 T. GOMMENDY	ARGO JM10	10	26:04.096		160.9	8	2:33.907	163.8
2	55 M. ROSSI DI MONTELEA	RALT RT3	10	26:09.801	+5.705	160.3	8	2:35.615	162.0
3	22 L. VALLERY-MASSON	RALT RT3	10	26:45.541	+41.445	156.8	10	2:38.217	159.4
4	23 P. TENCONI	ALBA AR1	10	26:46.253	+42.157	156.7	10	2:38.686	158.9
5	19 R. NALE	RALT RT3	10	26:56.064	+51.968	155.8	10	2:39.025	158.6
6	93 A. GRASSO	DALLARA 382	9	27:29.145	1 Lap	137.3	9	2:58.553	141.2
7	255 D. HORNING	RALT RT3	8	23:08.793	2 Laps	144.9	6	2:45.848	152.0

CAR #55 - LOW BATTERY TRANSPONDER  
 CARS #5, #28, #41 & #44 - TIME PENALTY OF 5 SECONDS - TRACK LIMITS  
 CAR #41 - TIME PENALTY OF 5 SECONDS - TRACK LIMITS  
 CARS #28 & #44 - TIME PENALTY OF 10 SECONDS - TRACK LIMITS

Published at: .....

Track Status: **DRY**

<b>Stewards</b> Ronald BARBIERE, Chairman      Alexandre MAGIS      Etienne MASSILLON			<b>Timekeeper</b> Alberto Estébanez
--	--	--	--



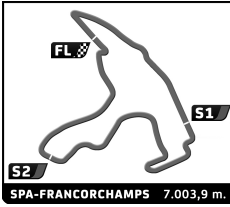
## 12-F3 Classic Interseries SPA SIX HOURS Race 1

### Final Classification by Driver Fastest Lap

No	Team	Car	Class	Driver	Time	Lap	Total	Gap	Kph
1	78	MARCH 783	1	Andy SMITH	2:32.510	10	10		165.3
2	81	MARCH 783	1	Davide LEONE	2:33.402	10	10	0.892	164.4
3	5	ARGO JM10	2	Tristan GOMMENDY	2:33.907	8	10	1.397	163.8
4	28	CHEVRON B38	1	Xavier MICHEL	2:34.544	10	10	2.034	163.2
5	41	MARCH 783	1	Christian VAGLIO-GIORS	2:35.382	8	10	2.872	162.3
6	55	RALT RT3	2	Manfredo ROSSI DI MONTELEA	2:35.615	8	10	3.105	162.0
7	35	RALT RT1	1	Pascal GERBOUT	2:37.180	6	10	4.670	160.4
8	22	RALT RT3	2	Laurent VALLERY-MASSON	2:38.217	10	10	5.707	159.4
9	72	LOLA T670	1	Anthony HANCOCK	2:38.491	4	5	5.981	159.1
10	23	ALBA AR1	2	Pietro TENCONI	2:38.686	10	10	6.176	158.9
11	19	RALT RT3	2	Roberto NALE	2:39.025	10	10	6.515	158.6
12	44	CHEVRON B38	1	Gianluigi CANDIANI	2:44.213	7	10	11.703	153.5
13	255	RALT RT3	2	Daniel HORNING	2:45.848	6	8	13.338	152.0
14	147	ARGO JM1	1	Louis HANJOUL	2:47.767	9	10	15.257	150.3
15	77	MARCH 763	1	Laurent BAYERS	2:49.960	9	9	17.450	148.4
16	31	RALT RT1	1	Marco COPPINI	2:50.294	7	9	17.784	148.1
17	93	DALLARA 382	2	Angela GRASSO	2:58.553	9	9	26.043	141.2

Published at: .....

<b>Stewards</b> Ronald BARBIERE, Chairman      Alexandre MAGIS      Etienne MASSILLON			<b>Timekeeper</b> Alberto Estébanez
--	--	--	--



# 12-F3 Classic Interseries SPA SIX HOURS


## Race 1

### Lap Chart

		Lap										
No	Pos	Grid	1	2	3	4	5	6	7	8	9	10
78	<b>1</b>	78	78	81	81	81	81	81	81	81	78	78
5	<b>2</b>	5	81	78	78	78	78	78	78	78	81	81
81	<b>3</b>	81	5	5	5	5	5	5	5	5	5	5
55	<b>4</b>	55	55	55	55	55	55	55	55	55	55	55
28	<b>5</b>	28	41	41	41	41	41	41	41	41	41	41
22	<b>6</b>	22	72	72	72	72	35	35	28	28	28	28
41	<b>7</b>	41	22	35	35	35	22	28	22	22	22	22
72	<b>8</b>	72	28	23	23	23	28	22	23	23	23	23
35	<b>9</b>	35	23	28	28	22	23	23	19	19	19	19
23	<b>10</b>	23	35	22	22	28	19	19	35	35	35	35
19	<b>11</b>	19	19	19	19	19	72	44	44	44	44	44
44	<b>12</b>	44	44	44	44	44	255	255	147	147	147	147
255	<b>13</b>	255	255	255	255	255	147	147	255	31		
147	<b>14</b>	147	147	147	147	147	31	31	31	77		
31	<b>15</b>	31	77	31	31	31	31	77	77	77	93	
77	<b>16</b>	77	31	77	77	77	77	93	93	93		
93	<b>17</b>	93	93	93	93	93	93					








## 12-F3 Classic Interseries

### SPA SIX HOURS

#### Race 1

#### Best Sector Times


Sector 1		Sector 2		Sector 3		No Team	Class	Ideal Lap	Best Lap
No Driver	Time	No Driver	Time	No Driver	Time				
1 78 A.SMITH	44.749	5 T.GOMMENDY	1:07.651	78 A.SMITH	39.244	1 78	1	2:32.000	2:32.510 (1)
2 81 D.LEONE	45.191	78 A.SMITH	1:08.007	81 D.LEONE	39.328	2 81	1	2:33.188	2:33.402 (2)
3 41 C.VAGLIO-GIORS	45.568	81 D.LEONE	1:08.669	41 C.VAGLIO-GIORS	39.570	3 5	2	2:33.595	2:33.907 (3)
4 28 X.MICHEL	45.653	28 X.MICHEL	1:08.676	55 M.ROSSI DI MONTELERA	39.666	4 28	1	2:34.117	2:34.544 (4)
5 55 M.ROSSI DI MONTELERA	45.804	41 C.VAGLIO-GIORS	1:09.579	28 X.MICHEL	39.788	5 41	1	2:34.717	2:35.382 (5)
6 22 L.VALLERY-MASSON	45.880	55 M.ROSSI DI MONTELERA	1:09.730	5 T.GOMMENDY	39.910	6 55	2	2:35.200	2:35.615 (6)
7 35 P.GERBOUT	45.990	35 P.GERBOUT	1:10.379	35 P.GERBOUT	40.182	7 35	1	2:36.551	2:37.180 (7)
8 5 T.GOMMENDY	46.034	22 L.VALLERY-MASSON	1:10.769	19 R.NALE	40.630	8 22	2	2:37.611	2:38.217 (8)
9 72 A.HANCOCK	46.092	19 R.NALE	1:11.086	23 P.TENCONI	40.632	9 23	2	2:38.318	2:38.686 (10)
10 23 P.TENCONI	46.439	23 P.TENCONI	1:11.247	72 A.HANCOCK	40.835	10 72	1	2:38.422	2:38.491 (9)
11 19 R.NALE	47.006	72 A.HANCOCK	1:11.495	22 L.VALLERY-MASSON	40.962	11 19	2	2:38.722	2:39.025 (11)
12 44 G.CANDIANI	47.195	255 D.HORNUNG	1:13.883	44 G.CANDIANI	42.218	12 44	1	2:44.032	2:44.213 (12)
13 31 M.COPPINI	48.490	44 G.CANDIANI	1:14.619	255 D.HORNUNG	42.495	13 255	2	2:45.626	2:45.848 (13)
14 255 D.HORNUNG	49.248	147 L.HANJOU	1:15.368	147 L.HANJOU	42.663	14 147	1	2:47.395	2:47.767 (14)
15 147 L.HANJOU	49.364	77 L.BAYERS	1:16.454	31 M.COPPINI	42.917	15 77	1	2:49.702	2:49.960 (15)
16 77 L.BAYERS	49.825	31 M.COPPINI	1:18.349	77 L.BAYERS	43.423	16 31	1	2:49.756	2:50.294 (16)
17 93 A.GRASSO	50.668	93 A.GRASSO	1:21.533	93 A.GRASSO	45.180	17 93	2	2:57.381	2:58.553 (17)



## 12-F3 Classic Interseries SPA SIX HOURS Race 1

### Best Top Speed


Team	Car	Class	Top Speed	Top 1 Kph Lap	Top 2 Kph Lap	Top 3 Kph Lap	Top 4 Kph Lap	Top 5 Kph Lap	Avg					
78	MARCH 783	1	A. SMITH	217.3	7	215.6	5	215.1	8	214.7	9	213.9	10	215.3
35	RALT RT1	1	P. GERBOUT	216.0	5	215.6	6	215.1	10	214.7	9	214.7	7	215.2
22	RALT RT3	2	L. VALLERY-MASSON	214.3	3	213.9	6	213.0	5	211.4	10	211.4	8	212.8
81	MARCH 783	1	D. LEONE	214.3	7	213.9	10	212.6	6	212.2	9	211.8	4	213.0
41	MARCH 783	1	C. VAGLIO-GIORS	213.4	5	213.0	10	213.0	8	213.0	6	212.6	7	213.0
28	CHEVRON B38	1	X. MICHEL	212.6	5	212.2	7	212.2	6	211.8	10	211.8	3	212.1
55	RALT RT3	2	M. ROSSI DI MONTELENA	211.4	4	210.9	10	210.9	8	210.9	7	210.5	5	210.9
23	ALBA AR1	2	P. TENCONI	210.9	3	209.7	7	209.7	5	209.3	4	208.9	10	209.7
44	CHEVRON B38	1	G. CANDIANI	210.1	5	209.3	4	208.9	7	208.9	6	208.5	8	209.1
19	RALT RT3	2	R. NALE	209.3	5	208.9	6	208.5	4	208.1	8	208.1	3	208.6
72	LOLA T670	1	A. HANCOCK	209.3	4	208.9	5	207.3	3	206.9	2			208.1
5	ARGO JM10	2	T. GOMMENDY	208.1	10	207.7	5	207.7	4	206.9	8	206.9	6	207.5
147	ARGO JM1	1	L. HANJOU	205.3	9	205.3	7	204.5	6	203.8	5	203.4	4	204.5
31	RALT RT1	1	M. COPPINI	204.9	6	204.5	8	203.8	7	203.8	9	200.0	5	203.4
255	RALT RT3	2	D. HORNUNG	193.2	5	192.9	4	192.9	6	192.2	3	191.8	7	192.6
77	MARCH 763	1	L. BAYERS	191.8	8	191.2	4	188.5	3	188.2	9	184.9	7	188.9
93	DALLARA 382	2	A. GRASSO	175.6	5	175.0	9	166.7	8	164.9	7	162.2	6	168.9



## 12-F3 Classic Interseries SPA SIX HOURS Race 1

### Leader Sequence by Class

No	Team	Car	Start Lap	End Lap	Laps	Total Laps
<b>1</b>						
78		MARCH 783	1	1	1	1
81		MARCH 783	2	8	7	7
78		MARCH 783	9	10	2	3
<b>2</b>						
5		ARGO JM10	1	10	10	10




## 12-F3 Classic Interseries

### SPA SIX HOURS

#### Race 1

#### Fastest Lap Sequence

Elapsed	No Team	Car	Class	Driver	Time	Kph	Lap
5:13.368	81	MARCH 783	1	Davide LEONE	2:36.786	160.8	2
7:49.322	81	MARCH 783	1	Davide LEONE	2:35.954	161.7	3
7:49.609	78	MARCH 783	1	Andy SMITH	2:35.408	162.2	3
10:23.231	81	MARCH 783	1	Davide LEONE	2:33.909	163.8	4
12:56.964	81	MARCH 783	1	Davide LEONE	2:33.733	164.0	5
12:57.316	78	MARCH 783	1	Andy SMITH	2:32.886	164.9	5
20:38.610	78	MARCH 783	1	Andy SMITH	2:32.588	165.2	8
25:44.864	78	MARCH 783	1	Andy SMITH	2:32.510	165.3	10




# 12-F3 Classic Interseries SPA SIX HOURS Race 1

## Analysis by lap

Lapped  

No	Lap Time	Gap	No	Lap Time	Gap	No	Lap Time	Gap	No	Lap Time	Gap	No	Lap Time	Gap			
<b>Lap 1</b>			<b>Lap 4</b>			<b>Lap 8</b>			<b>Lap 9</b>			<b>Lap 10</b>					
78	2:36.175	0.000	81	2:33.909		81	2:34.116		77	2:49.960	1 Lap	78	2:33.744		78	2:32.510	
81	2:36.582	0.407	78	2:34.821	1.199	78	2:34.199	1.247	28	2:34.544	43.966	81	2:34.422	0.402	81	2:33.402	1.294
5	2:38.234	2.059	5	2:35.398	5.133	5	2:35.510	10.978	22	2:38.217	1:00.677	31	2:50.899	1 Lap	5	2:34.432	14.232
55	2:39.851	3.676	55	2:36.556	9.557	55	2:35.747	17.111	23	2:38.686	1:01.389	5	2:35.004	12.310	55	2:36.596	24.937
41	2:40.745	4.570	41	2:36.225	10.696	41	2:35.850	17.578	19	2:39.025	1:11.200	77	2:52.002	1 Lap	41	2:36.732	25.248
72	2:43.109	6.934	72	2:38.491	19.010	93	3:05.314	1 Lap	35	2:37.263	1:24.148	77	2:52.002	1 Lap	41	2:36.732	25.248
22	2:43.426	7.251	72	2:38.491	19.010	28	2:36.107	37.663	93	2:58.553	1 Lap	44	3:52.068	3:07.713	31	2:52.391	1 Lap
28	2:43.856	7.681	35	2:39.363	23.546	22	2:39.002	44.883	44	3:52.068	3:07.713	147	3:31.856	3:30.065			
23	2:44.849	8.674	23	2:40.764	27.804	23	2:38.750	45.282									
35	2:45.263	9.088	22	2:40.338	28.260	19	2:39.555	52.740									
19	2:46.510	10.335	28	2:41.136	28.484	35	3:13.618	1:11.022									
44	2:50.641	14.466	19	2:41.008	33.018	44	2:44.213	1:18.620									
255	2:55.234	19.059	44	2:45.003	44.969	255	2:46.199	1:35.753									
147	2:56.934	20.759	255	2:46.474	58.462	147	2:48.126	2:00.157									
77	3:04.392	28.217	147	2:52.544	1:14.569	31	2:50.294	2:24.982									
31	3:05.226	29.051	31	2:53.848	1:32.312												
93	3:11.466	35.291	77	2:57.814	1:36.640												
			93	3:00.805	2:00.046												
<b>Lap 2</b>			<b>Lap 5</b>			<b>Lap 7</b>											
81	2:36.786		81	2:33.733		81	2:33.695										
78	2:38.026	0.833	78	2:32.886	0.352	78	2:34.507	1.164									
5	2:37.715	2.581	5	2:35.125	6.525	5	2:36.754	9.584									
55	2:39.223	5.706	55	2:36.527	12.351	55	2:36.824	15.480									
41	2:39.500	6.877	41	2:36.194	13.157	41	2:36.382	15.844									
72	2:40.911	10.652	35	2:38.222	28.035	35	2:37.180	31.520									
35	2:42.550	14.445	22	2:38.777	33.304	28	2:35.916	35.672									
23	2:43.832	15.313	28	2:38.700	33.451	22	2:40.388	39.997									
28	2:45.049	15.537	23	2:40.585	34.656	23	2:39.687	40.648									
22	2:46.121	16.179	19	2:41.200	40.485	19	2:40.511	47.301									
19	2:46.343	19.485	72	2:55.573	40.850	44	2:45.511	47.301									
44	2:46.799	24.072	44	2:45.426	56.662	44	2:45.556	1:08.523									
255	2:52.021	33.887	255	2:46.788	1:11.517	255	2:45.848	1:23.670									
147	2:55.021	38.587	147	2:49.968	1:30.804	147	2:49.038	1:46.147									
31	3:00.773	52.631	31	2:52.699	1:51.278	31	2:51.221	2:08.804									
77	3:01.928	52.952	77	2:53.806	1:56.713	77	2:53.635	2:16.653									
93	3:07.839	1:05.937	93	2:59.383	2:25.696												




## 12-F3 Classic Interseries SPA SIX HOURS Race 1

### Sector Analysis

— Invalidated Lap    ■ Personal Best    ■ Session Best    B Crossing the pit lane

Lap	D	Time	Sector 1	Sector 2	Sector 3	T.Spd	Elapsed	Lap	D	Time	Sector 1	Sector 2	Sector 3	T.Spd	Elapsed								
5								1.Tristan GOMMENDY ARGO JM10 2															
1	1	2:38.234	45.518	1:11.923	40.793		2:38.234	1	1	2:43.856	48.250	1:14.234	41.372		2:43.856								
2	1	2:37.715	46.642	1:10.703	40.370	205.7	5:15.949	2	1	2:45.049	49.140	1:14.596	41.313	190.1	5:28.905								
3	1	2:37.017	46.832	1:09.862	40.323	206.1	7:52.966	3	1	2:41.674	46.816	1:13.624	41.234	211.8	8:10.579								
4	1	2:35.398	46.194	1:08.967	40.237	207.7	10:28.364	4	1	2:41.136	46.276	1:12.218	42.642	211.4	10:51.715								
5	1	2:35.125	46.062	1:08.700	40.363	207.7	13:03.489	5	1	2:38.700	46.867	1:10.700	41.133	212.6	13:30.415								
6	1	2:36.754	<b>46.034</b>	1:08.437	42.283	206.9	15:40.243	6	1	2:35.916	45.915	1:09.334	40.667	212.2	16:06.331								
7	1	2:35.510	46.501	1:08.889	40.120	206.5	18:15.753	7	1	2:36.107	<b>45.653</b>	1:10.086	40.368	212.2	18:42.438								
8	1	<b>2:33.907</b>	46.048	<b>1:07.651</b>	40.208	206.9	20:49.660	8	1	2:36.217	45.899	1:10.390	39.928	211.4	21:18.655								
9	1	2:35.004	46.266	1:08.576	40.162	206.5	23:24.664	9	1	2:35.631	45.803	1:09.144	40.684	210.5	23:54.286								
10	1	2:34.432	46.087	1:08.435	<b>39.910</b>	208.1	25:59.096	10	1	<b>2:34.544</b>	46.080	<b>1:08.676</b>	<b>39.788</b>	211.8	26:28.830								
19								1.Roberto NALE RALT RT3 2															
1	1	2:46.510	49.573	1:15.188	41.749		2:46.510	1	1	3:05.226	55.000	1:23.967	46.259		3:05.226								
2	1	2:46.343	50.328	1:13.898	42.117	203.8	5:32.853	2	1	3:00.773	51.469	1:23.763	45.541	186.9	6:05.999								
3	1	2:42.388	47.571	1:13.318	41.499	208.1	8:15.241	3	1	2:55.696	49.924	1:21.062	44.710	197.8	9:01.695								
4	1	2:41.008	47.344	1:12.233	41.431	208.5	10:56.249	4	1	2:53.848	49.259	1:20.356	44.233	198.9	11:55.543								
5	1	2:41.200	47.463	1:12.564	41.173	209.3	13:37.449	5	1	2:52.699	49.603	1:19.719	43.377	200.0	14:48.242								
6	1	2:40.511	<b>47.006</b>	1:12.213	41.292	208.9	16:17.960	6	1	2:51.221	48.905	1:19.029	43.287	204.9	17:39.463								
7	1	2:39.555	47.060	1:11.765	40.730	207.7	18:57.515	7	1	<b>2:50.294</b>	<b>49.028</b>	<b>1:18.349</b>	<b>42.917</b>	203.8	20:29.757								
8	1	2:39.764	47.162	1:11.805	40.797	208.1	21:37.279	8	1	2:50.899	<b>48.490</b>	1:19.010	43.399	204.5	23:20.656								
9	1	2:39.760	47.384	1:11.746	<b>40.630</b>	207.7	24:17.039	9	1	2:52.391	48.580	1:19.785	44.026	203.8	26:13.047								
10	1	<b>2:39.025</b>	47.085	<b>1:11.086</b>	40.854	206.9	26:56.064	35								1.Pascal GERBOUT RALT RT1 1							
1	1	2:43.426	47.702	1:14.033	41.691		2:43.426	1	1	2:45.263	48.937	1:14.535	41.791		2:45.263								
2	1	2:46.121	49.519	1:15.015	41.587	185.6	5:29.547	2	1	2:42.550	47.426	1:13.866	41.258	207.3	5:27.813								
3	1	2:41.606	46.751	1:13.468	41.387	214.3	8:11.153	3	1	2:39.601	47.016	1:11.761	40.824	210.9	8:07.414								
4	1	2:40.338	<b>45.880</b>	1:12.657	41.801	207.7	10:51.491	4	1	2:39.363	46.816	1:11.751	40.796	213.9	10:46.777								
5	1	2:38.777	46.511	1:10.988	41.278	213.0	13:30.268	5	1	2:38.222	46.260	1:11.096	40.866	216.0	13:24.999								
6	1	2:40.388	46.763	1:12.492	41.133	213.9	16:10.656	6	1	<b>2:37.180</b>	46.118	1:10.646	40.416	215.6	16:02.179								
7	1	2:39.002	46.354	1:11.566	41.082	211.4	18:49.658	7	1	3:13.618	46.214	1:46.196	41.208	214.7	19:15.797								
8	1	2:38.621	46.515	1:11.125	40.981	211.4	21:28.279	8	1	2:37.877	46.730	1:10.965	<b>40.182</b>	214.3	21:53.674								
9	1	2:39.045	46.400	1:11.653	40.992	210.1	24:07.324	9	1	2:38.075	<b>45.990</b>	1:11.139	40.946	214.7	24:31.749								
10	1	<b>2:38.217</b>	46.486	<b>1:10.769</b>	<b>40.962</b>	211.4	26:45.541	10	1	2:37.263	46.275	<b>1:10.379</b>	40.609	215.1	27:09.012								
22								1.Laurent VALLERY-MASSC RALT RT3 2															
23								1.Pietro TENCONI ALBA AR1 2															
1	1	2:44.849	49.261	1:14.073	41.515		2:44.849	1	1	2:40.745	47.639	1:12.598	40.508		2:40.745								
2	1	2:43.832	48.052	1:14.379	41.401	204.9	5:28.681	2	1	2:39.500	47.196	1:11.959	40.345	209.3	5:20.245								
3	1	2:41.590	47.181	1:13.030	41.379	210.9	8:10.271	3	1	2:37.457	46.645	1:10.672	40.140	210.1	7:57.702								
4	1	2:40.764	46.463	1:12.207	42.094	209.3	10:51.035	4	1	2:36.225	46.077	1:10.256	39.892	211.8	10:33.927								
5	1	2:40.585	47.795	1:11.993	40.797	209.7	13:31.620	5	1	2:36.194	45.812	1:10.252	40.130	213.4	13:10.121								
6	1	2:39.687	46.918	1:11.649	41.120	208.5	16:11.307	6	1	2:36.382	45.684	1:10.616	40.082	213.0	15:46.503								
7	1	2:38.750	<b>46.439</b>	1:11.628	40.683	209.7	18:50.057	7	1	2:35.850	46.143	1:10.137	<b>39.570</b>	212.6	18:22.353								
8	1	2:38.762	46.553	1:11.369	40.840	208.9	21:28.819	8	1	<b>2:35.382</b>	<b>45.568</b>	1:10.112	39.702	213.0	20:57.735								
9	1	2:38.748	46.505	1:11.611	<b>40.632</b>	207.3	24:07.567	9	1	2:35.645	46.473	<b>1:09.579</b>	39.593	211.4	23:33.380								
10	1	<b>2:38.686</b>	46.698	<b>1:11.247</b>	40.741	208.9	26:46.253	10	1	2:36.732	46.619	1:09.930	40.183	213.0	26:10.112								



# 12-F3 Classic Interseries


## SPA SIX HOURS

### Race 1

## Sector Analysis

— Invalidated Lap    ■ Personal Best    ■ Session Best    B Crossing the pit lane

Lap	D	Time	Sector 1	Sector 2	Sector 3	T.Spd	Elapsed	Lap	D	Time	Sector 1	Sector 2	Sector 3	T.Spd	Elapsed
<b>44</b> 1.Gianluigi CANDIANI CHEVRON B38 1								4	1	2:34.821	45.350	1:09.575	39.896	188.5	10:24.430
1	1	2:50.641	49.801	1:17.584	43.256		2:50.641	5	1	2:32.886	44.895	1:08.581	39.410	215.6	12:57.316
2	1	2:46.799	48.580	1:16.001	42.218	206.5	5:37.440	6	1	2:34.507	45.125	1:09.126	40.256	198.2	15:31.823
3	1	2:45.757	47.940	1:15.533	42.284	190.5	8:23.197	7	1	2:34.199	44.749	1:09.277	40.173	217.3	18:06.022
4	1	2:45.003	47.292	1:15.397	42.314	209.3	11:08.200	8	1	2:32.588	45.066	1:08.278	39.244	215.1	20:38.610
5	1	2:45.426	47.664	1:15.092	42.670	210.1	13:53.626	9	1	2:33.744	44.864	1:09.216	39.664	214.7	23:12.354
6	1	2:45.556	47.738	1:15.267	42.551	208.9	16:39.182	10	1	2:32.510	45.237	1:08.007	39.266	213.9	25:44.864
7	1	2:44.213	47.195	1:14.619	42.399	208.9	19:23.395	<b>81</b> 1.Davide LEONE MARCH 783 1							
8	1	2:45.865	47.991	1:14.714	43.160	208.5	22:09.260	1	1	2:36.582	45.333	1:11.198	40.051		2:36.582
9	1	2:51.249	47.540	1:15.031	48.678	204.9	25:00.509	2	1	2:36.786	45.826	1:11.118	39.842	209.7	5:13.368
10	1	3:52.068	1:37.300	1:16.035	58.733	193.5	28:52.577	3	1	2:35.954	45.804	1:10.020	40.130	210.1	7:49.322
<b>55</b> 1.Manfredo ROSSI DI MONT RALT RT3 2								4	1	2:33.909	45.237	1:09.092	39.580	211.8	10:23.231
1	1	2:39.851	47.113	1:12.019	40.719		2:39.851	5	1	2:33.733	45.297	1:08.912	39.524	211.4	12:56.964
2	1	2:39.223	47.868	1:11.146	40.209	206.9	5:19.074	6	1	2:33.695	45.230	1:08.983	39.482	212.6	15:30.659
3	1	2:37.158	46.720	1:10.432	40.006	209.7	7:56.232	7	1	2:34.116	45.307	1:09.349	39.460	214.3	18:04.775
4	1	2:36.556	46.176	1:10.236	40.144	211.4	10:32.788	8	1	2:33.559	45.350	1:08.689	39.520	211.4	20:38.334
5	1	2:36.527	46.439	1:10.180	39.908	210.5	13:09.315	9	1	2:34.422	45.191	1:09.700	39.531	212.2	23:12.756
6	1	2:36.824	46.118	1:10.581	40.125	210.1	15:46.139	10	1	2:33.402	45.405	1:08.669	39.328	213.9	25:46.158
7	1	2:35.747	46.079	1:10.002	39.666	210.9	18:21.886	<b>93</b> 1.Angela GRASSO DALLARA 382 2							
8	1	2:35.615	45.804	1:09.987	39.824	210.9	20:57.501	1	1	3:11.466	58.580	1:25.823	47.063		3:11.466
9	1	2:35.704	46.235	1:09.730	39.739	210.1	23:33.205	2	1	3:07.839	54.701	1:26.707	46.431	157.4	6:19.305
10	1	2:36.596	46.437	1:09.928	40.231	210.9	26:09.801	3	1	3:03.167	52.669	1:24.152	46.346	151.0	9:22.472
<b>72</b> 1.Anthony HANCOCK LOLA T670 1								4	1	3:00.805	51.380	1:23.724	45.701	150.6	12:23.277
1	1	2:43.109	48.340	1:13.579	41.190		2:43.109	5	1	2:59.383	51.385	1:22.227	45.771	175.6	15:22.660
2	1	2:40.911	47.625	1:12.329	40.957	206.9	5:24.020	6	1	3:05.314	51.516	1:26.135	47.663	162.2	18:27.974
3	1	2:39.730	46.601	1:12.090	41.039	207.3	8:03.750	7	1	3:02.400	50.668	1:24.638	47.094	164.9	21:30.374
4	1	2:38.491	46.092	1:11.564	40.835	209.3	10:42.241	8	1	3:00.218	51.679	1:22.809	45.730	166.7	24:30.592
5	1	2:55.573	46.445	1:11.495	57.633	208.9	13:37.814	9	1	2:58.553	51.840	1:21.533	45.180	175.0	27:29.145
<b>77</b> 1.Laurent BAYERS MARCH 763 1								<b>147</b> 1.Louis HANJOL ARGO JM1 1							
1	1	3:04.392	54.665	1:23.310	46.417		3:04.392	1	1	2:56.934	53.741	1:19.044	44.149		2:56.934
2	1	3:01.928	52.794	1:22.435	46.699	173.6	6:06.320	2	1	2:55.021	51.916	1:19.094	44.011	172.5	5:51.955
3	1	2:55.737	50.465	1:20.648	44.624	188.5	9:02.057	3	1	2:53.301	50.115	1:18.002	45.184	194.9	8:45.256
4	1	2:57.814	53.879	1:19.180	44.755	191.2	11:59.871	4	1	2:52.544	50.006	1:18.002	44.536	203.4	11:37.800
5	1	2:53.806	51.114	1:18.728	43.964	172.5	14:53.677	5	1	2:49.968	49.592	1:16.941	43.435	203.8	14:27.768
6	1	2:53.635	51.021	1:17.928	44.686	184.6	17:47.312	6	1	2:49.038	49.651	1:16.431	42.956	204.5	17:16.806
7	1	2:51.097	49.825	1:17.343	43.929	184.9	20:38.409	7	1	2:48.126	49.364	1:15.594	43.168	205.3	20:04.932
8	1	2:52.002	50.243	1:17.223	44.536	191.8	23:30.411	8	1	2:50.374	50.305	1:16.346	43.723	202.2	22:55.306
9	1	2:49.960	50.083	1:16.454	43.423	188.2	26:20.371	9	1	2:47.767	49.736	1:15.368	42.663	205.3	25:43.073
<b>78</b> 1.Andy SMITH MARCH 783 1								10	1	3:31.856	50.319	1:23.946	1:17.591	200.4	29:14.929
1	1	2:36.175	44.197	1:11.922	40.056		2:36.175	<b>255</b> 1.Daniel HORNUNG RALT RT3 2							
2	1	2:38.026	46.930	1:11.072	40.024	202.6	5:14.201	1	1	2:55.234	52.600	1:18.326	44.308		2:55.234
3	1	2:35.408	45.679	1:10.047	39.682	213.4	7:49.609	2	1	2:52.021	51.407	1:17.247	43.367	190.8	5:47.255
								3	1	2:47.964	49.958	1:15.121	42.885	192.2	8:35.219
								4	1	2:46.474	49.389	1:14.335	42.750	192.9	11:21.693
								5	1	2:46.788	49.650	1:14.312	42.826	193.2	14:08.481



# 12-F3 Classic Interseries

## SPA SIX HOURS


### Race 1

## Sector Analysis

\_ Invalidated Lap    
 ■ Personal Best    
 ■ Session Best    
 B Crossing the pit lane

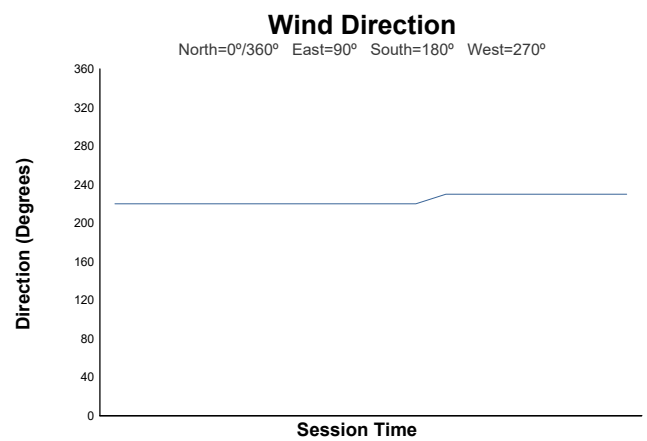
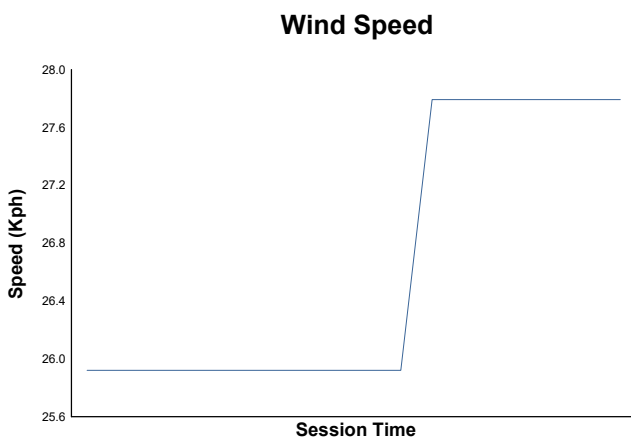
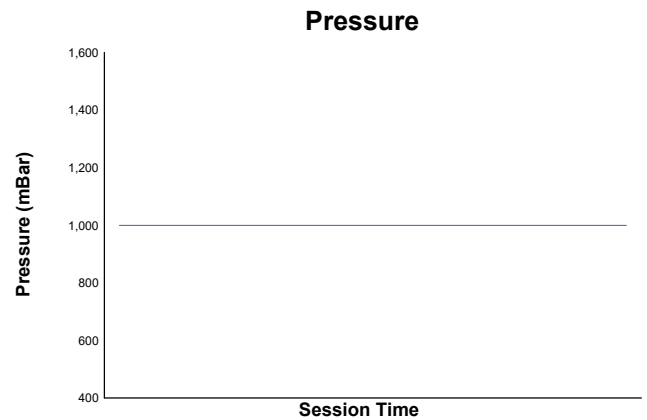
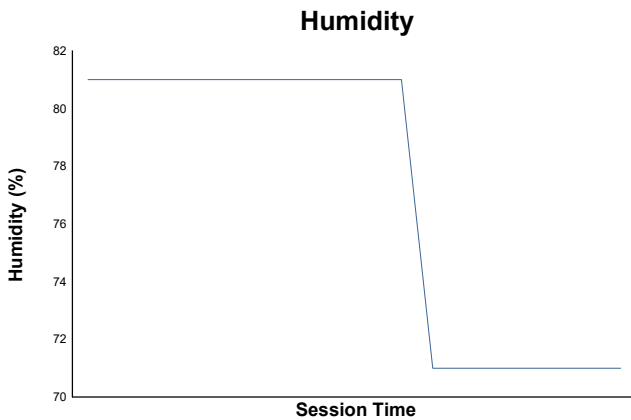
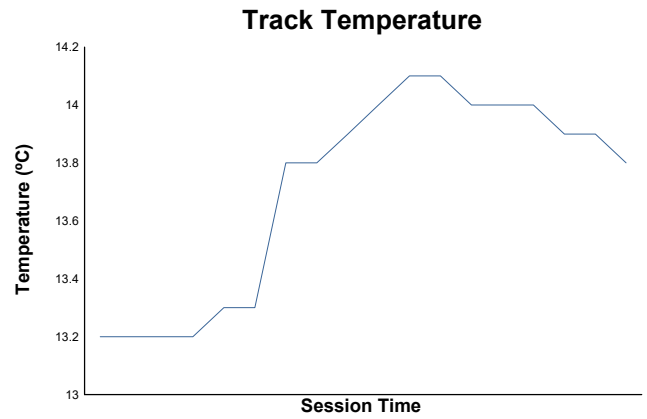
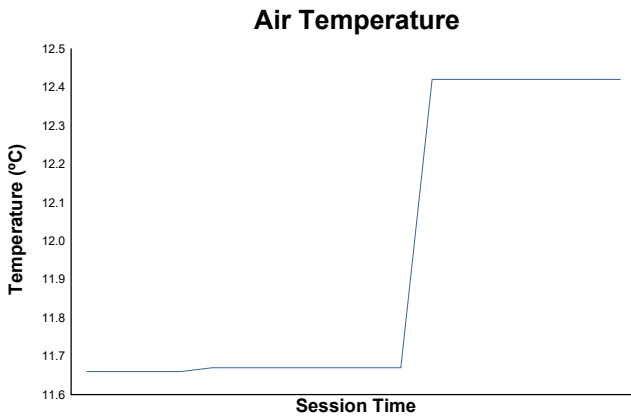
Lap	D	Time	Sector 1	Sector 2	Sector 3	T.Sp	Elapsed	Lap	D	Time	Sector 1	Sector 2	Sector 3	T.Sp	Elapsed
6	1	<b>2:45.848</b>	<b>49.248</b>	1:14.105	<b>42.495</b>	192.9	16:54.329								
7	1	2:46.199	49.815	<b>1:13.883</b>	42.501	191.8	19:40.528								
8	1	3:28.265 <b>B</b>	49.716	1:31.816	1:06.733	185.2	23:08.793								






# 12-F3 Classic Interseries SPA SIX HOURS Race 1

## Weather Report



Track Status: **DRY**



## 12-F3 Classic Interseries

### SPA SIX HOURS


Race 2 (25 Minutes)

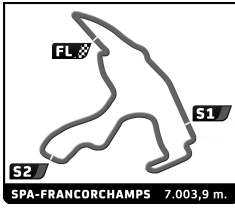
### Final Starting Grid

Anthony HANCOCK	72	- 9 -		
Angela GRASSO	93	- 8 -	255	Daniel HORNING
Marco COPPINI	31	- 7 -	77	Laurent BAYERS
Gianluigi CANDIANI	44	- 6 -	147	Louis HANJOUL
Roberto NALE	19	- 5 -	35	Pascal GERBOUT
Laurent VALLERY-MASSON	22	- 4 -	23	Pietro TENCONI
Christian VAGLIO-GIORS	41	- 3 -	28	Xavier MICHEL
Tristan GOMMENDY	5	- 2 -	55	Manfredo ROSSI DI MONTELERA
Andy SMITH	78	- 1 -	81	Davide LEONE

Pole



<b>Stewards</b> Ronald BARBIERE, Chairman Alexandre MAGIS Etienne MASSILLON	<b>Timekeeper</b> Alberto Estébanez 
--	---



# 12-F3 Classic Interseries

## SPA SIX HOURS

### Race 2 (25 Minutes)

#### Final Classification

No Drivers	Team	Car	Cl.	Laps	Total Time	Gap	Kph	Best Lap		
								Lap	Time	Kph
1	78 A. SMITH	MARCH 783	1	10	26:18.082	-	159.5	6	2:32.800	165.0
2	5 T. GOMMENDY	ARGO JM10	2	10	26:19.296	+1.214	159.4	4	2:33.403	164.4
3	81 D. LEONE	MARCH 783	1	10	26:24.924	+6.842	158.8	6	2:32.638	165.2
4	55 M. ROSSI DI MONTELERA	RALT RT3	2	10	26:44.986	+26.904	156.8	6	2:34.509	163.2
5	22 L. VALLERY-MASSON	RALT RT3	2	10	26:56.764	+38.682	155.7	6	2:34.944	162.7
6	41 C. VAGLIO-GIORS	MARCH 783	1	10	27:02.640	+44.558	155.1	6	2:34.002	163.7
7	72 A. HANCOCK	LOLA T670	1	10	27:11.299	+53.217	154.3	6	2:36.377	161.2
8	19 R. NALE	RALT RT3	2	10	27:41.079	+1:22.997	151.5	6	2:37.629	160.0
9	23 P. TENCONI	ALBA AR1	2	10	27:42.050	+1:23.968	151.4	6	2:37.673	159.9
10	35 P. GERBOUT	RALT RT1	1	10	27:42.786	+1:24.704	151.4	5	2:36.777	160.8
11	44 G. CANDIANI	CHEVRON B38	1	10	28:57.864	+2:39.782	144.8	5	2:44.884	152.9
12	147 L. HANJOUL	ARGO JM1	1	9	26:51.799		140.5	5	2:45.888	152.0
13	77 L. BAYERS	MARCH 763	1	9	27:16.366		138.4	5	2:51.781	146.8
14	31 M. COPPINI	RALT RT1	1	9	27:52.384		135.4	5	2:51.899	146.7
15	28 X. MICHEL	CHEVRON B38	1	7	18:10.600		161.4	6	2:33.791	164.0
16	93 A. GRASSO	DALLARA 382	2							
17	255 D. HORNING	RALT RT3	2							


<b>Pole Position:</b>	Andy SMITH		
<b>Fastest Lap:</b>	Lap 6	Davide LEONE	2:32.638 165.2 Kph

CARS #23, #41 & #44 - TIME PENALTY OF 5 SECONDS - TRACK LIMITS  
 CARS #41 & #44 -TIME PENALTY OF 10 SECONDS - TRACK LIMITS

Published at: .....

Track Status: **DRY**

<b>Stewards</b> Ronald BARBIERE, Chairman      Alexandre MAGIS      Etienne MASSILLON			<b>Timekeeper</b> Alberto Estébanez
--	--	--	--



# 12-F3 Classic Interseries

## SPA SIX HOURS

### Race 2 (25 Minutes)

### Final Classification by Class


No Drivers	Team	Car	Laps	Total Time	Gap	Kph	Best Lap		
							Lap	Time	Kph
<b>1</b>									
1	78 A. SMITH	MARCH 783	10	<b>26:18.082</b>		159.5	6	<b>2:32.800</b>	165.0
2	81 D. LEONE	MARCH 783	10	<b>26:24.924</b>	+6.842	158.8	6	<b>2:32.638</b>	165.2
3	41 C. VAGLIO-GIORS	MARCH 783	10	<b>27:02.640</b>	+44.558	155.1	6	<b>2:34.002</b>	163.7
4	72 A. HANCOCK	LOLA T670	10	<b>27:11.299</b>	+53.217	154.3	6	<b>2:36.377</b>	161.2
5	35 P. GERBOUT	RALT RT1	10	<b>27:42.786</b>	+1'24.704	151.4	5	<b>2:36.777</b>	160.8
6	44 G. CANDIANI	CHEVRON B38	10	<b>28:57.864</b>	+2'39.782	144.8	5	<b>2:44.884</b>	152.9
7	147 L. HANJOUL	ARGO JM1	9	<b>26:51.799</b>	1 Lap	140.5	5	<b>2:45.888</b>	152.0
8	77 L. BAYERS	MARCH 763	9	<b>27:16.366</b>	1 Lap	138.4	5	<b>2:51.781</b>	146.8
9	31 M. COPPINI	RALT RT1	9	<b>27:52.384</b>	1 Lap	135.4	5	<b>2:51.899</b>	146.7
10	28 X. MICHEL	CHEVRON B38	7	<b>18:10.600</b>	3 Laps	161.4	6	<b>2:33.791</b>	164.0
<b>2</b>									
1	5 T. GOMMENDY	ARGO JM10	10	<b>26:19.296</b>		159.4	4	<b>2:33.403</b>	164.4
2	55 M. ROSSI DI MONTELERA	RALT RT3	10	<b>26:44.986</b>	+25.690	156.8	6	<b>2:34.509</b>	163.2
3	22 L. VALLERY-MASSON	RALT RT3	10	<b>26:56.764</b>	+37.468	155.7	6	<b>2:34.944</b>	162.7
4	19 R. NALE	RALT RT3	10	<b>27:41.079</b>	+1'21.783	151.5	6	<b>2:37.629</b>	160.0
5	23 P. TENCONI	ALBA AR1	10	<b>27:42.050</b>	+1'22.754	151.4	6	<b>2:37.673</b>	159.9
6	93 A. GRASSO	DALLARA 382							
7	255 D. HORNING	RALT RT3							

CARS #23, #41 & #44 - TIME PENALTY OF 5 SECONDS - TRACK LIMITS  
 CARS #41 & #44 -TIME PENALTY OF 10 SECONDS - TRACK LIMITS

Published at: .....

Track Status: **DRY**

<b>Stewards</b> Ronald BARBIERE, Chairman      Alexandre MAGIS      Etienne MASSILLON			<b>Timekeeper</b> Alberto Estébanez
--	--	--	--



## 12-F3 Classic Interseries

### SPA SIX HOURS

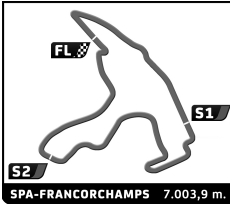
#### Race 2

### Provisional Classification by Driver Fastest Lap

No	Team	Car	Class	Driver	Time Lap	Total	Gap	Kph
1	81	MARCH 783	1	Davide LEONE	2:32.638	6 10		165.2
2	78	MARCH 783	1	Andy SMITH	2:32.800	6 10	0.162 0.162	165.0
3	5	ARGO JM10	2	Tristan GOMMENDY	2:33.403	4 10	0.765 0.603	164.4
4	28	CHEVRON B38	1	Xavier MICHEL	2:33.791	6 7	1.153 0.388	164.0
5	41	MARCH 783	1	Christian VAGLIO-GIORS	2:34.002	6 10	1.364 0.211	163.7
6	55	RALT RT3	2	Manfredo ROSSI DI MONTELEA	2:34.509	6 10	1.871 0.507	163.2
7	22	RALT RT3	2	Laurent VALLERY-MASSON	2:34.944	6 10	2.306 0.435	162.7
8	72	LOLA T670	1	Anthony HANCOCK	2:36.377	6 10	3.739 1.433	161.2
9	35	RALT RT1	1	Pascal GERBOUT	2:36.777	5 10	4.139 0.400	160.8
10	19	RALT RT3	2	Roberto NALE	2:37.629	6 10	4.991 0.852	160.0
11	23	ALBA AR1	2	Pietro TENCONI	2:37.673	6 10	5.035 0.044	159.9
12	44	CHEVRON B38	1	Gianluigi CANDIANI	2:44.884	5 10	12.246 7.211	152.9
13	147	ARGO JM1	1	Louis HANJOUL	2:45.888	5 9	13.250 1.004	152.0
14	77	MARCH 763	1	Laurent BAYERS	2:51.781	5 9	19.143 5.893	146.8
15	31	RALT RT1	1	Marco COPPINI	2:51.899	5 9	19.261 0.118	146.7
16	93	DALLARA 382	2	Angela GRASSO				
17	255	RALT RT3	2	Daniel HORNING				

Published at: .....

<b>Race Director</b> Jean-Yves MUNSTERS	<b>Timekeeper</b> Alberto Estébanez 
--	---




# 12-F3 Classic Interseries SPA SIX HOURS

## Race 2

### Lap Chart

		Lap										
No	Pos	Grid	1	2	3	4	5	6	7	8	9	10
78	<b>1</b>	78	78	78	78	78	78	78	78	78	78	78
81	<b>2</b>	81	81	81	81	81	81	81	81	81	5	5
5	<b>3</b>	5	5	5	5	5	5	5	5	5	81	81
55	<b>4</b>	55	55	55	41	41	41	28	55	55	55	55
41	<b>5</b>	41	41	41	55	55	28	41	41	41	41	41
28	<b>6</b>	28	28	28	28	28	55	55	22	22	22	22
22	<b>7</b>	22	22	22	22	22	22	22	72	72	72	72
23	<b>8</b>	23	35	35	72	72	72	72	35	35	23	23
19	<b>9</b>	19	35	23	72	35	35	35	19	19	19	19
35	<b>10</b>	35	19	72	19	19	19	19	23	23	35	35
44	<b>11</b>	44	72	19	23	23	23	23	44	44	44	44
147	<b>12</b>	147	44	44	44	44	44	44	147	147	147	147
31	<b>13</b>	31	147	147	147	147	147	147	77	77	77	77
77	<b>14</b>	77	31	31	31	31	31	31	77	31	31	31
93	<b>15</b>	93	77	77	77	77	77	31	31	31	31	31
255	<b>16</b>	255										
72	<b>17</b>	72										





## 12-F3 Classic Interseries


### SPA SIX HOURS

#### Race 2

#### Best Sector Times

Sector 1		Sector 2		Sector 3		No Team	Class	Ideal Lap	Best Lap
No Driver	Time	No Driver	Time	No Driver	Time				
1 78 A.SMITH	44.754	5 T.GOMMENDY	1:07.739	81 D.LEONE	39.276	1 78	1	2:32.482	2:32.800 (2)
2 81 D.LEONE	44.859	81 D.LEONE	1:08.349	78 A.SMITH	39.278	2 81	1	2:32.484	2:32.638 (1)
3 22 L.VALLERY-MASSON	45.171	78 A.SMITH	1:08.450	55 M.ROSSI DI MONTELERA	39.635	3 5	2	2:33.175	2:33.403 (3)
4 28 X.MICHEL	45.232	55 M.ROSSI DI MONTELERA	1:08.546	28 X.MICHEL	39.636	4 28	1	2:33.614	2:33.791 (4)
5 55 M.ROSSI DI MONTELERA	45.445	28 X.MICHEL	1:08.746	41 C.VAGLIO-GIORS	39.676	5 55	2	2:33.626	2:34.509 (6)
6 41 C.VAGLIO-GIORS	45.479	41 C.VAGLIO-GIORS	1:08.847	5 T.GOMMENDY	39.769	6 41	1	2:34.002	2:34.002 (5)
7 35 P.GERBOUT	45.651	22 L.VALLERY-MASSON	1:09.100	22 L.VALLERY-MASSON	39.984	7 22	2	2:34.255	2:34.944 (7)
8 72 A.HANCOCK	45.660	72 A.HANCOCK	1:09.620	72 A.HANCOCK	40.289	8 72	1	2:35.569	2:36.377 (8)
9 5 T.GOMMENDY	45.667	35 P.GERBOUT	1:10.167	23 P.TENCONI	40.440	9 35	1	2:36.312	2:36.777 (9)
10 23 P.TENCONI	46.109	19 R.NALE	1:10.457	35 P.GERBOUT	40.494	10 19	2	2:37.221	2:37.629(10)
11 19 R.NALE	46.240	23 P.TENCONI	1:11.124	19 R.NALE	40.524	11 23	2	2:37.673	2:37.673(11)
12 44 G.CANDIANI	48.052	44 G.CANDIANI	1:14.134	147 L.HANJOU	42.683	12 44	1	2:44.884	2:44.884(12)
13 31 M.COPPINI	48.782	147 L.HANJOU	1:14.420	44 G.CANDIANI	42.698	13 147	1	2:45.888	2:45.888(13)
14 147 L.HANJOU	48.785	77 L.BAYERS	1:17.295	31 M.COPPINI	43.860	14 77	1	2:50.881	2:51.781(14)
15 77 L.BAYERS	49.390	31 M.COPPINI	1:19.257	77 L.BAYERS	44.196	15 31	1	2:51.899	2:51.899(15)






## 12-F3 Classic Interseries SPA SIX HOURS

### Race 2

### Best Top Speed


Team	Car	Class	Top Speed	Top 1	Top 2	Top 3	Top 4	Top 5	Avg
				Kph Lap	Kph Lap	Kph Lap	Kph Lap	Kph Lap	
35	RALT RT1	1	P. GERBOUT	217.3	6 216.4	5 215.6	7 214.7	4 213.0	3 215.4
78	MARCH 783	1	A. SMITH	214.7	7 214.7	5 214.3	4 213.9	3 213.4	6 214.2
22	RALT RT3	2	L. VALLERY-MASSON	214.3	5 213.9	6 213.9	4 213.0	7 211.8	3 213.4
28	CHEVRON B38	1	X. MICHEL	213.9	4 213.9	6 213.0	7 212.2	5 211.8	2 213.0
81	MARCH 783	1	D. LEONE	213.0	5 213.0	4 213.0	3 212.6	8 212.6	7 212.8
55	RALT RT3	2	M. ROSSI DI MONTELEA	212.2	7 212.2	5 211.8	6 210.1	8 207.7	4 210.8
19	RALT RT3	2	R. NALE	211.4	5 211.4	4 210.9	7 210.5	10 210.5	6 210.9
72	LOLA T670	1	A. HANCOCK	211.4	4 210.1	3 210.1	2 209.3	7 209.3	5 210.0
41	MARCH 783	1	C. VAGLIO-GIORS	210.5	5 210.5	4 209.7	7 209.7	3 209.7	2 210.0
23	ALBA AR1	2	P. TENCONI	210.1	4 210.1	2 209.7	5 208.9	6 208.1	7 209.4
5	ARGO JM10	2	T. GOMMENDY	208.1	8 208.1	5 207.3	7 207.3	4 206.9	6 207.5
44	CHEVRON B38	1	G. CANDIANI	208.1	5 206.9	4 206.9	3 206.5	7 206.5	6 207.0
147	ARGO JM1	1	L. HANJOU	205.3	6 204.5	5 204.2	4 202.6	3 202.2	2 203.8
31	RALT RT1	1	M. COPPINI	204.9	4 204.5	5 204.2	2 203.8	3 203.8	6 204.2
77	MARCH 763	1	L. BAYERS	197.8	5 197.4	2 197.4	6 193.2	4 192.9	7 195.7
93	DALLARA 382	2							
255	RALT RT3	2							



## 12-F3 Classic Interseries SPA SIX HOURS Race 2

### Leader Sequence by Class

No	Team	Car	Start Lap	End Lap	Laps	Total Laps
1						
78		MARCH 783	1	10	10	10
2						
5		ARGO JM10	1	10	10	10




## 12-F3 Classic Interseries

SPA SIX HOURS

Race 2

### Fastest Lap Sequence

Elapsed	No Team	Car	Class	Driver	Time	Kph	Lap
5:06.664	78	MARCH 783	1	Andy SMITH	2:33.590	164.2	2
10:14.147	78	MARCH 783	1	Andy SMITH	2:32.886	164.9	4
15:20.218	78	MARCH 783	1	Andy SMITH	2:32.800	165.0	6
15:21.085	81	MARCH 783	1	Davide LEONE	2:32.638	165.2	6




# 12-F3 Classic Interseries SPA SIX HOURS Race 2

## Analysis by lap

Lapped   

No	Lap Time	Gap	No	Lap Time	Gap	No	Lap Time	Gap	No	Lap Time	Gap	No	Lap Time	Gap		
<b>Lap 1</b>																
78	2:33.074	0.000	55	2:36.171	11.084	23	2:44.571	53.409								
81	2:34.576	1.502	28	2:35.554	11.513	44	2:50.057	1:40.548								
5	2:34.938	1.864	22	2:35.124	12.415	147	3:00.862	2:02.445								
55	2:36.418	3.344	72	2:36.859	21.885	77	3:13.748	2:51.166								
41	2:36.941	3.867	35	2:38.489	23.127											
28	2:37.772	4.698	19	2:38.239	28.008	<b>Lap 8</b>										
22	2:38.689	5.615	23	2:38.991	33.753	78	2:53.679									
23	2:41.870	8.796	44	2:45.896	58.651	81	2:54.655	2.807								
35	2:42.126	9.052	147	2:47.149	1:08.831	5	2:53.747	3.897								
19	2:42.691	9.617	31	2:52.676	1:30.582	31	3:32.314	1 Lap								
72	2:44.081	11.007	77	2:52.730	1:31.125	55	2:56.302	19.790								
44	2:50.562	17.488	<b>Lap 5</b>													
147	2:58.450	25.376	78	2:33.271		41	2:56.927	20.074								
31	3:02.313	29.239	81	2:32.993	1.029	22	2:56.886	26.080								
77	3:03.015	29.941	5	2:33.518	2.663	72	2:59.006	38.317								
<b>Lap 2</b>																
78	2:33.590		41	2:34.752	12.242	35	3:04.592	46.584								
81	2:33.811	1.723	55	2:34.722	12.535	19	3:05.238	53.574								
5	2:34.455	2.729	28	2:34.671	12.913	23	3:04.366	1:04.096								
55	2:36.729	6.483	22	2:35.276	14.420	44	3:03.458	1:50.327								
41	2:36.754	7.031	72	2:37.291	25.905	147	3:31.522	2:40.288								
28	2:36.813	7.921	35	2:36.777	26.633	<b>Lap 9</b>										
22	2:37.692	9.717	19	2:37.895	32.632	78	2:50.280									
35	2:38.780	14.242	23	2:37.931	38.413	5	2:49.402	3.019								
23	2:39.821	15.027	44	2:44.884	1:10.264	81	2:52.504	5.031								
72	2:37.838	15.255	147	2:45.888	1:21.448	55	2:51.753	21.263								
19	2:40.536	16.563	31	2:51.899	1:49.210	41	2:54.038	23.832								
44	2:49.085	32.983	77	2:51.781	1:49.635	77	3:18.896	1 Lap								
147	2:49.764	41.550	<b>Lap 6</b>													
31	2:55.618	51.267	78	2:32.800		22	2:54.029	29.829								
77	2:55.209	51.560	81	2:32.638	0.867	72	2:56.350	44.387								
<b>Lap 3</b>																
78	2:34.597		5	2:33.601	3.464	31	3:29.741	1 Lap								
81	2:33.627	0.753	41	2:34.002	13.444	35	3:09.637	1:05.941								
5	2:33.767	1.899	28	2:33.791	13.904	19	3:03.298	1:06.592								
55	2:35.913	7.799	55	2:34.509	14.244	23	2:52.885	1:06.701								
41	2:35.692	8.126	22	2:34.944	16.564	44	2:55.214	1:55.261								
28	2:35.521	8.845	72	2:36.377	29.482	<b>Lap 10</b>										
22	2:35.057	10.177	35	2:37.737	31.570	78	2:39.457									
35	2:37.879	17.524	19	2:37.629	37.461	5	2:37.652	1.214								
72	2:37.254	17.912	23	2:37.673	43.286	81	2:41.268	6.842								
19	2:40.689	22.655	44	2:47.475	1:24.939	55	2:45.098	26.904								
23	2:47.218	27.648	147	2:47.383	1:36.031	41	2:45.183	29.558								
44	2:47.255	45.641	31	2:54.528	2:10.938	147	3:23.166	1 Lap								
147	2:47.615	54.568	77	2:55.031	2:11.866	22	2:48.310	38.682								
31	2:54.122	1:10.792	<b>Lap 7</b>													
77	2:54.318	1:11.281	78	2:34.448		72	2:48.287	53.217								
<b>Lap 4</b>																
78	2:32.886		81	2:35.412	1.831	77	3:11.638	1 Lap								
81	2:33.440	1.307	5	2:34.813	3.829	23	2:51.724	1:18.968								
5	2:33.403	2.416	28	2:36.478	15.934	19	2:55.862	1:22.997								
41	2:35.521	10.761	41	2:37.830	16.826	35	2:58.220	1:24.704								
			55	2:37.371	17.167	31	3:19.173	1 Lap								
			22	2:40.757	22.873	44	3:08.978	2:24.782								
			72	2:37.956	32.990											
			35	2:38.549	35.671											
			19	2:39.002	42.015											



# 12-F3 Classic Interseries


## SPA SIX HOURS

### Race 2

## Sector Analysis

— Invalidated Lap    ■ Personal Best    ■ Session Best    B Crossing the pit lane

Lap	D	Time	Sector 1	Sector 2	Sector 3	T.Spd	Elapsed	Lap	D	Time	Sector 1	Sector 2	Sector 3	T.Spd	Elapsed		
5								1.Tristan GOMMENDY								ARGO JM10	2
1	1	2:34.938	45.110	1:09.402	40.426		2:34.938	1	1	2:37.772	46.394	1:11.026	40.352		2:37.772		
2	1	2:34.455	46.103	1:08.272	40.080	205.3	5:09.393	2	1	2:36.813	46.133	1:10.367	40.313	211.8	5:14.585		
3	1	2:33.767	45.976	1:07.900	39.891	206.9	7:43.160	3	1	2:35.521	46.358	1:09.163	40.000	211.8	7:50.106		
4	1	<b>2:33.403</b>	45.847	1:07.787	<b>39.769</b>	207.3	10:16.563	4	1	2:35.554	45.489	1:10.064	40.001	213.9	10:25.660		
5	1	2:33.518	45.747	1:07.835	39.936	208.1	12:50.081	5	1	2:34.671	45.488	1:09.351	39.832	212.2	13:00.331		
6	1	2:33.601	45.907	<b>1:07.739</b>	39.955	206.9	15:23.682	6	1	<b>2:33.791</b>	45.409	<b>1:08.746</b>	<b>39.636</b>	213.9	15:34.122		
7	1	2:34.813	<b>45.667</b>	1:09.109	40.037	207.3	17:58.495	7	1	2:36.478	<b>45.232</b>	1:10.973	40.273	213.0	18:10.600		
8	1	2:53.747	45.693	1:22.362	45.692	208.1	20:52.242										
9	1	2:49.402	50.332	1:18.018	41.052	201.5	23:41.644										
10	1	2:37.652	47.102	1:10.282	40.268	206.5	26:19.296										
19								1.Roberto NALE								RALT RT3	2
1	1	2:42.691	48.102	1:13.420	41.169		2:42.691	1	1	3:02.313	54.744	1:22.647	44.922		3:02.313		
2	1	2:40.536	47.605	1:11.810	41.121	208.1	5:23.227	2	1	2:55.618	50.202	1:19.982	45.434	204.2	5:57.931		
3	1	2:40.689	48.601	1:10.922	41.166	205.7	8:03.916	3	1	2:54.122	50.081	1:19.788	44.253	203.8	8:52.053		
4	1	2:38.239	46.797	1:10.889	40.553	211.4	10:42.155	4	1	2:52.676	49.291	1:19.399	43.986	204.9	11:44.729		
5	1	2:37.895	46.767	1:10.604	<b>40.524</b>	211.4	13:20.050	5	1	<b>2:51.899</b>	<b>48.782</b>	<b>1:19.257</b>	<b>43.860</b>	204.5	14:36.628		
6	1	<b>2:37.629</b>	46.424	<b>1:10.457</b>	40.748	210.5	15:57.679	6	1	2:54.528	49.126	1:20.666	44.736	203.8	17:31.156		
7	1	2:39.002	<b>46.240</b>	1:11.724	41.038	210.9	18:36.681	7	1	3:32.314	49.643	1:48.016	54.655	203.8	21:03.470		
8	1	3:05.238	47.174	1:29.452	48.612	208.9	21:41.919	8	1	3:29.741	58.590	1:39.297	51.854	155.6	24:33.211		
9	1	3:03.298	55.027	1:24.424	43.847	168.0	24:45.217	9	1	3:19.173	52.946	1:32.623	53.604	184.6	27:52.384		
10	1	2:55.862	48.550	1:19.762	47.550	210.5	27:41.079										
22								1.Laurent VALLERY-MASSC								RALT RT3	2
1	1	2:38.689	46.847	1:11.472	40.370		2:38.689	1	1	2:42.126	48.134	1:12.746	41.246		2:42.126		
2	1	2:37.692	46.279	1:10.816	40.597	210.9	5:16.381	2	1	2:38.780	46.627	1:11.339	40.814	212.6	5:20.906		
3	1	2:35.057	45.729	1:09.301	40.027	211.8	7:51.438	3	1	2:37.879	46.522	1:10.588	40.769	213.0	7:58.785		
4	1	2:35.124	45.416	1:09.724	<b>39.984</b>	213.9	10:26.562	4	1	2:38.489	46.511	1:11.453	40.525	214.7	10:37.274		
5	1	2:35.276	<b>45.171</b>	1:09.653	40.452	214.3	13:01.838	5	1	<b>2:36.777</b>	45.943	<b>1:10.167</b>	40.667	216.4	13:14.051		
6	1	<b>2:34.944</b>	45.636	<b>1:09.100</b>	40.208	213.9	15:36.782	6	1	2:37.737	45.858	1:11.385	<b>40.494</b>	217.3	15:51.788		
7	1	2:40.757	45.912	1:13.789	41.056	213.0	18:17.539	7	1	2:38.549	<b>45.651</b>	1:11.788	41.110	215.6	18:30.337		
8	1	2:56.886	46.394	1:24.640	45.852	210.1	21:14.425	8	1	3:04.592	47.588	1:28.475	48.529	211.4	21:34.929		
9	1	2:54.029	50.383	1:19.761	43.885	198.5	24:08.454	9	1	3:09.637	1:01.683	1:23.983	43.971	173.9	24:44.566		
10	1	2:48.310	49.833	1:14.976	43.501	205.3	26:56.764	10	1	2:58.220	48.094	1:20.270	49.856	192.5	27:42.786		
41								1.Christian VAGLIO-GIORS								MARCH 783	1
1	1	2:36.941	46.136	1:10.644	40.161		2:36.941	1	1	2:36.941	46.136	1:10.644	40.161		2:36.941		
2	1	2:36.754	46.210	1:10.389	40.155	209.7	5:13.695	2	1	2:36.754	46.210	1:10.389	40.155	209.7	5:13.695		
3	1	2:35.692	46.225	1:09.487	39.980	209.7	7:49.387	3	1	2:35.692	46.225	1:09.487	39.980	209.7	7:49.387		
4	1	2:35.521	46.006	1:09.507	40.008	210.5	10:24.908	4	1	2:35.521	46.006	1:09.507	40.008	210.5	10:24.908		
5	1	2:34.752	45.753	1:09.011	39.988	210.5	12:59.660	5	1	2:34.752	45.753	1:09.011	39.988	210.5	12:59.660		
6	1	<b>2:34.002</b>	<b>45.479</b>	<b>1:08.847</b>	<b>39.676</b>	209.3	15:33.662	6	1	<b>2:34.002</b>	<b>45.479</b>	<b>1:08.847</b>	<b>39.676</b>	209.3	15:33.662		
7	1	2:37.830	45.737	1:11.202	40.891	209.7	18:11.492	7	1	2:37.830	45.737	1:11.202	40.891	209.7	18:11.492		
8	1	2:56.927	46.154	1:24.190	46.583	206.9	21:08.419	8	1	2:56.927	46.154	1:24.190	46.583	206.9	21:08.419		
9	1	2:54.038	52.178	1:19.274	42.586	190.8	24:02.457	9	1	2:54.038	52.178	1:19.274	42.586	190.8	24:02.457		
10	1	2:45.183	47.561	1:14.145	43.477	205.7	26:47.640	10	1	2:45.183	47.561	1:14.145	43.477	205.7	26:47.640		
44								1.Gianluigi CANDIANI								CHEVRON B38	1
1	1	2:50.562	51.575	1:14.982	44.005		2:50.562	1	1	2:50.562	51.575	1:14.982	44.005		2:50.562		



# 12-F3 Classic Interseries

## SPA SIX HOURS

### Race 2

## Sector Analysis

— Invalidated Lap    ■ Personal Best    ■ Session Best    B Crossing the pit lane

Lap	D	Time	Sector 1	Sector 2	Sector 3	T.Spd	Elapsed	Lap	D	Time	Sector 1	Sector 2	Sector 3	T.Spd	Elapsed
2	1	2:49.085	48.824	1:16.166	44.095	206.1	5:39.647	4	1	2:32.886	44.817	1:08.791	39.278	214.3	10:14.147
3	1	2:47.255	49.050	1:14.943	43.262	206.9	8:26.902	5	1	2:33.271	44.754	1:08.787	39.730	214.7	12:47.418
4	1	2:45.896	48.323	1:14.693	42.880	206.9	11:12.798	6	1	2:32.800	44.882	1:08.450	39.468	213.4	15:20.218
5	1	2:44.884	48.052	1:14.134	42.698	208.1	13:57.682	7	1	2:34.448	44.891	1:09.920	39.637	214.7	17:54.666
6	1	2:47.475	48.362	1:15.494	43.619	206.5	16:45.157	8	1	2:53.679	45.671	1:21.837	46.171	213.0	20:48.345
7	1	2:50.057	48.418	1:17.861	43.778	206.5	19:35.214	9	1	2:50.280	50.661	1:17.334	42.285	180.9	23:38.625
8	1	3:03.458	50.068	1:26.772	46.618	194.2	22:38.672	10	1	2:39.457	46.488	1:12.203	40.766	200.4	26:18.082
9	1	2:55.214	52.069	1:18.725	44.420	195.7	25:33.886								
10	1	3:08.978	48.871	1:29.492	50.615	206.1	28:42.864								

**55** 1.Manfredo ROSSI DI MONT  
RALT RT3 2

1	1	2:36.418	45.816	1:10.418	40.184		2:36.418
2	1	2:36.729	46.577	1:09.833	40.319	206.9	5:13.147
3	1	2:35.913	46.524	1:09.209	40.180	207.3	7:49.060
4	1	2:36.171	46.391	1:09.812	39.968	207.7	10:25.231
5	1	2:34.722	45.818	1:09.003	39.901	212.2	12:59.953
6	1	2:34.509	46.328	1:08.546	39.635	211.8	15:34.462
7	1	2:37.371	45.445	1:11.053	40.873	212.2	18:11.833
8	1	2:56.302	46.184	1:24.031	46.087	210.1	21:08.135
9	1	2:51.753	51.857	1:17.542	42.354	193.9	23:59.888
10	1	2:45.098	48.226	1:13.115	43.757	206.5	26:44.986

**72** 1.Anthony HANCOCK  
LOLA T670 1

1	1	2:44.081	52.338	1:11.345	40.398		2:44.081
2	1	2:37.838	46.201	1:11.198	40.439	210.1	5:21.919
3	1	2:37.254	46.327	1:10.306	40.621	210.1	7:59.173
4	1	2:36.859	46.446	1:10.124	40.289	211.4	10:36.032
5	1	2:37.291	46.026	1:10.772	40.493	209.3	13:13.323
6	1	2:36.377	46.214	1:09.620	40.543	208.9	15:49.700
7	1	2:37.956	45.660	1:11.643	40.653	209.3	18:27.656
8	1	2:59.006	47.029	1:25.228	46.749	206.9	21:26.662
9	1	2:56.350	51.484	1:21.305	43.561	186.9	24:23.012
10	1	2:48.287	48.455	1:14.461	45.371	205.7	27:11.299

**77** 1.Laurent BAYERS  
MARCH 763 1

1	1	3:03.015	55.729	1:22.185	45.101		3:03.015
2	1	2:55.209	50.685	1:19.272	45.252	197.4	5:58.224
3	1	2:54.318	50.565	1:19.484	44.269	188.5	8:52.542
4	1	2:52.730	49.494	1:19.040	44.196	193.2	11:45.272
5	1	2:51.781	49.768	1:17.295	44.718	197.8	14:37.053
6	1	2:55.031	49.428	1:20.166	45.437	197.4	17:32.084
7	1	3:13.748	49.390	1:31.539	52.819	192.9	20:45.832
8	1	3:18.896	58.102	1:31.087	49.707	155.4	24:04.728
9	1	3:11.638	54.596	1:26.401	50.641	175.9	27:16.366

**78** 1.Andy SMITH  
MARCH 783 1


1	1	2:33.074	43.934	1:09.416	39.724		2:33.074
2	1	2:33.590	45.178	1:08.899	39.513	212.2	5:06.664
3	1	2:34.597	45.595	1:09.530	39.472	213.9	7:41.261

**81** 1.Davide LEONE  
MARCH 783 1

1	1	2:34.576	44.880	1:09.912	39.784		2:34.576
2	1	2:33.811	45.331	1:08.870	39.610	210.5	5:08.387
3	1	2:33.627	45.153	1:09.004	39.470	213.0	7:42.014
4	1	2:33.440	45.027	1:09.015	39.398	213.0	10:15.454
5	1	2:32.993	45.037	1:08.481	39.475	213.0	12:48.447
6	1	2:32.638	45.013	1:08.349	39.276	212.2	15:21.085
7	1	2:35.412	44.859	1:10.075	40.478	212.6	17:56.497
8	1	2:54.655	45.311	1:23.756	45.588	212.6	20:51.152
9	1	2:52.504	49.991	1:20.543	41.970	202.2	23:43.656
10	1	2:41.268	46.027	1:13.637	41.604	206.9	26:24.924


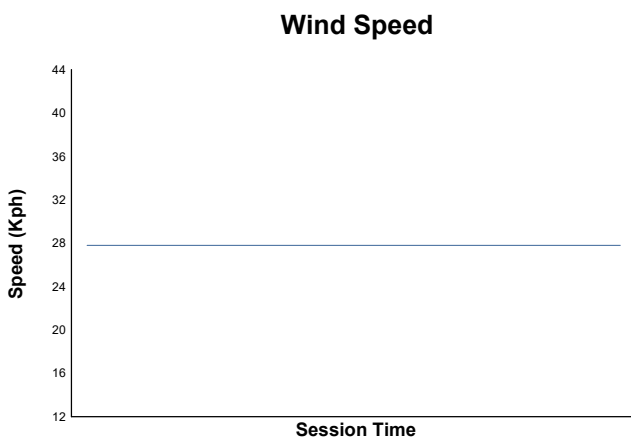
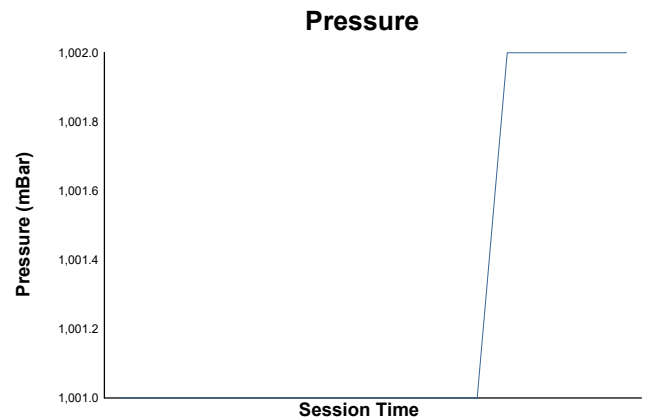
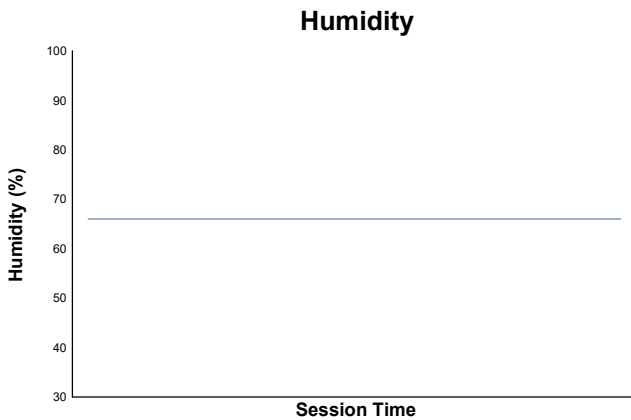
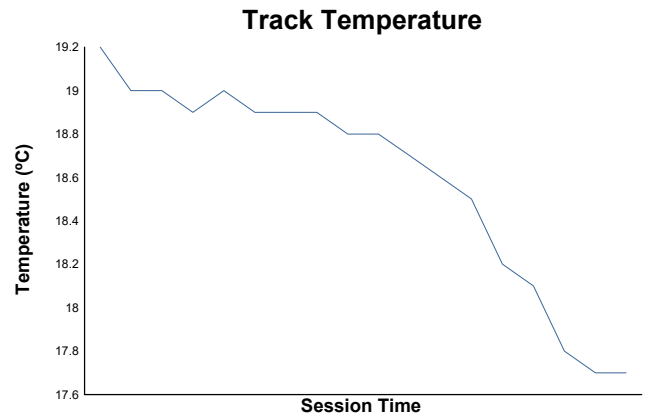
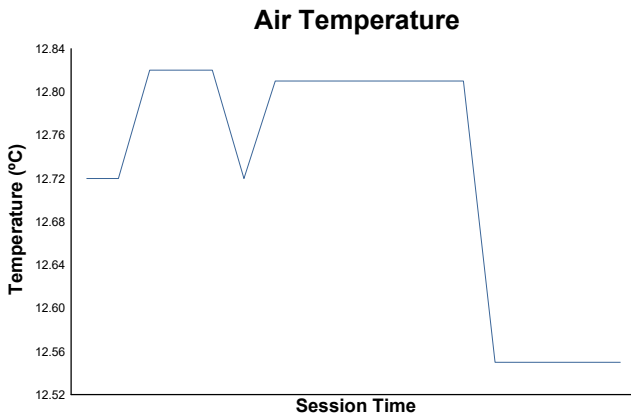
**147** 1.Louis HANJOU  
ARGO JM1 1

1	1	2:58.450	55.269	1:19.664	43.517		2:58.450
2	1	2:49.764	50.548	1:16.080	43.136	202.2	5:48.214
3	1	2:47.615	49.650	1:15.271	42.694	202.6	8:35.829
4	1	2:47.149	49.528	1:14.831	42.790	204.2	11:22.978
5	1	2:45.888	48.785	1:14.420	42.683	204.5	14:08.866
6	1	2:47.383	48.851	1:14.699	43.833	205.3	16:56.249
7	1	3:00.862	50.330	1:20.593	49.939	201.1	19:57.111
8	1	3:31.522	1:01.043	1:37.479	53.000	148.8	23:28.633
9	1	3:23.166	56.744	1:33.376	53.046	171.2	26:51.799



# 12-F3 Classic Interseries SPA SIX HOURS Race 2

## Weather Report



Track Status: **DRY**