


2-ACNN/DNRT-BMW 330i Cup & Dutch Ra SUPERSPA Qualifying

Sector Analysis

— Invalidated Lap ■ Personal Best ■ Session Best B Crossing the pit lane

Lap	D	Time	Sector 1	Sector 2	Sector 3	T.Spd	Elapsed	Lap	D	Time	Sector 1	Sector 2	Sector 3	T.Spd	Elapsed			
2	1.Martijn HARTJES	V8 DRT	BMW M2 C2															
			1	1	3:54.676	1:37.797	1:27.119	49.760	143.0	3:54.676	11	1	2:51.467	49.297	1:17.689	44.481	199.3	31:14.354
			2	1	2:56.997	51.128	1:22.191	43.678	169.0	6:51.673	12	1	3:40.315	1:09.328	1:37.357	53.630	130.1	3:40.315
			3	1	2:44.861	46.141	1:16.741	41.979	195.3	9:36.534	2	1	3:04.260	51.896	1:27.074	45.290	189.5	6:44.575
			4	1	2:39.540	44.692	1:13.874	40.974	196.7	12:16.074	3	1	2:56.234	49.479	1:22.034	44.721	196.4	9:40.809
			5	1	2:39.774	44.174	1:15.012	40.588	200.4	14:55.848	4	1	2:54.605	48.657	1:22.123	43.825	210.9	12:35.414
			6	1	2:39.759	44.600	1:13.962	41.197	205.7	17:35.607	5	1	2:50.404	48.079	1:18.807	43.518	197.4	15:25.818
			7	1	2:43.086	45.742	1:15.664	41.680	195.7	20:18.693	6	1	2:49.584	47.428	1:18.301	43.855	217.7	18:15.402
			8	1	2:40.037	44.748	1:14.706	40.533	217.3	22:58.730	7	1	2:51.554	48.877	1:18.054	44.623	208.1	21:06.956
			9	1	2:42.938	46.380	1:14.698	41.860	216.4	25:41.668	8	1	2:50.491	47.427	1:17.468	45.596	233.8	23:57.447
			10	1	2:39.426	44.468	1:13.395	41.563	213.0	28:21.094	9	1	2:48.995	48.106	1:17.562	43.327	226.4	26:46.442
11	1	2:39.158	45.452	1:12.695	41.011	201.9	31:00.252	10	1	2:47.558	46.766	1:17.875	42.917	216.4	29:34.000			
11	1	2:49.295	48.815	1:17.640	42.840	219.5	32:23.295	11	1	2:49.295	48.815	1:17.640	42.840	219.5	32:23.295			
4	1.Jaco GALL	BMW E 36 DRT	BMW M4															
			1	1	3:47.084	1:19.573	1:35.537	51.974	119.5	3:47.084	14	1	3:22.640	1:07.362	1:27.609	47.669	154.3	3:22.640
			2	1	3:03.624	52.597	1:24.268	46.759	188.8	6:50.708	2	1	3:09.403	48.021	1:35.552	45.830	207.7	6:32.043
			3	1	2:57.841	49.659	1:22.228	45.954	179.4	9:48.549	3	1	2:53.252	49.310	1:19.478	44.464	225.5	9:25.295
			4	1	2:55.517	49.496	1:21.367	44.654	182.4	12:44.066	4	1	2:44.564	46.187	1:16.130	42.247	232.8	12:09.859
			5	1	2:55.538	48.745	1:20.770	46.023	191.8	15:39.604	5	1	2:44.338	45.942	1:16.167	42.229	239.5	14:54.197
			6	1	2:56.529	49.269	1:22.046	45.214	199.3	18:36.133	6	1	2:46.714	47.226	1:16.556	42.932	206.5	17:40.911
			7	1	3:01.724	52.087	1:24.580	45.057	146.9	21:37.857	7	1	2:47.409	46.201	1:17.742	43.466	223.6	20:28.320
			8	1	2:52.887	48.494	1:20.070	44.323	190.8	24:30.744	8	1	2:46.352	45.787	1:18.179	42.386	240.5	23:14.672
			9	1	2:55.511	49.007	1:22.215	44.289	184.3	27:26.255	9	1	2:42.986	45.679	1:15.612	41.695	242.2	25:57.658
			10	1	2:54.964	48.547	1:21.263	45.154	191.5	30:21.219	10	1	2:45.315	45.423	1:17.050	42.842	240.0	28:42.973
10	1.Erik WIERINGA	BMW E90 330i cup BMW 330i	BMW E 46 Supreme															
			1	1	3:37.167	1:03.764			155.8	3:37.167	15	1	4:31.733	2:09.117	1:32.237	50.379	125.1	4:31.733
			2	1	3:27.069	1:00.850			161.4	7:04.236	2	1	3:01.835	51.401	1:24.645	45.789	196.4	7:33.568
			3	1	3:16.282	56.416			171.4	10:20.518	3	1	2:54.253	50.623	1:19.925	43.705	213.4	10:27.821
			4	1	3:10.476	55.384			189.5	13:30.994	4	1	2:51.465	48.697	1:18.951	43.817	224.5	13:19.286
			5	1	3:07.826	54.555			183.4	16:38.820	5	1	2:49.863	48.579	1:17.690	43.594	223.6	16:09.149
			6	1	3:04.893	52.924			197.4	19:43.713	6	1	2:50.190	48.443	1:17.619	44.128	219.5	18:59.339
			7	1	3:04.045	53.233			196.7	22:47.758	7	1	2:48.654	47.679	1:18.020	42.955	223.1	21:47.993
			8	1	3:03.864	53.629			194.9	25:51.622	8	1	2:48.248	48.295	1:17.015	42.938	220.0	24:36.241
			9	1	3:01.871	52.811			198.5	28:53.493	9	1	2:48.062	48.403	1:16.753	42.906	220.4	27:24.303
			10	1	3:20.218	53.844			191.8	32:13.711	10	1	3:05.664	48.167	1:19.111	58.386	210.5	30:29.967
11	1.Jos KOSTER	BMW M2 C2 DRT	BMW 240i															
			1	1	3:29.427	1:08.960	1:34.445	46.022	157.7	3:29.427	23	1	3:51.910	1:28.503	1:30.623	52.784	153.0	3:51.910
			2	1	2:49.529	48.613	1:18.152	42.764	195.7	6:18.956	2	1	3:14.755	53.170	1:30.476	51.109	176.2	7:06.665
			3	1	2:46.518	46.933	1:16.157	43.428	229.3	9:05.474	3	1	2:55.995	49.805	1:21.517	44.673	192.2	10:02.660
			4	1	2:47.882	46.834	1:16.535	44.513	193.2	11:53.356	4	1	2:53.217	51.504	1:18.469	43.244	207.3	12:55.877
			5	1	2:43.938	46.247	1:15.002	42.689	213.4	14:37.294	5	1	2:49.348	47.209	1:19.431	42.708	201.5	15:45.225
			6	1	2:47.863	46.783	1:16.925	44.155	197.8	17:25.157	6	1	3:08.867	47.909	1:20.748	1:00.210	185.6	18:54.092
			7	1	2:46.395	46.126	1:17.285	42.984	220.9	20:11.552	7	1	4:39.094	2:38.094	1:17.301	43.699	211.4	23:33.186
			8	1	2:44.002	46.032	1:15.658	42.312	213.9	22:55.554	8	1	2:44.474	45.896	1:15.112	43.466	224.1	26:17.660
			9	1	2:45.094	46.134	1:15.776	43.184	230.3	25:40.648								
			10	1	2:42.239	45.916	1:14.848	41.475	215.6	28:22.887								




2-ACNN/DNRT-BMW 330i Cup & Dutch Ra SUPERSPA Qualifying

Sector Analysis

— Invalidated Lap ■ Personal Best ■ Session Best B Crossing the pit lane

Lap	D	Time	Sector 1	Sector 2	Sector 3	T.Sp	Elapsed	Lap	D	Time	Sector 1	Sector 2	Sector 3	T.Sp	Elapsed
24 1.Hendri VAN NORDEN 2.Roland VAN HIERDEN BMW E90 330i cup BMW 330i															
9	1	2:42.416	45.507	1:15.064	41.845	214.7	29:00.076								
10	1	2:41.108	45.337	1:14.294	41.477	236.8	31:41.184								
1	1	4:23.283	1:45.103	1:39.219	58.961	127.2	4:23.283								
2	1	3:22.913	57.575	1:31.700	53.638	162.7	7:46.196								
3	1	3:17.874	57.394	1:28.505	51.975	165.9	11:04.070								
4	1	3:13.649	55.952	1:26.656	51.041	175.0	14:17.719								
5	1	3:26.156	56.804	1:26.285	1:03.067	178.2	17:43.875								
6	1	4:43.950	2:32.041	1:23.494	48.415	200.0	22:27.825								
7	1	2:57.857	51.982	1:19.856	46.019	210.1	25:25.682								
8	1	2:56.465	51.587	1:18.759	46.119	205.3	28:22.147								
9	1	2:55.875	50.460	1:19.839	45.576	206.5	31:18.022								
27 1.Martijn VAN DAM 2.Bas DE JONG BMW E90 330i cup BMW 330i															
1	1	3:03.477	48.569			177.6	3:03.477								
2	1	5:27.079	3:14.062			177.6	8:30.556								
3	1	3:01.618	52.348			201.5	11:32.174								
4	1	3:00.306	51.657			201.5	14:32.480								
5	1	3:01.536	50.854			204.2	17:34.016								
6	1	2:58.057	50.698			207.3	20:32.073								
7	1	2:57.697	50.709			210.1	23:29.770								
8	1	3:00.787	52.248			204.5	26:30.557								
9	1	2:57.927	50.687			207.7	29:28.484								
10	1	2:56.656	51.455			208.1	32:25.140								
38 1.Jochem SLINK 2.Coen CASPERS BMW E90 330i cup BMW 330i															
1	1	3:18.180	59.408	1:30.285	48.487	157.7	3:18.180								
2	1	3:03.656	53.068	1:23.224	47.364	199.6	6:21.836								
3	1	3:13.489	1:04.712	1:22.387	46.390	180.0	9:35.325								
4	1	3:02.446	53.168	1:22.727	46.551	197.1	12:37.771								
5	1	2:59.093	51.628	1:21.059	46.406	204.9	15:36.864								
6	1	3:02.976	51.735	1:23.935	47.306	204.9	18:39.840								
7	1	3:03.067	52.565	1:24.164	46.338	132.7	21:42.907								
8	1	2:58.547	51.037			204.5	24:41.454								
9	1	4:37.026	2:27.737	1:22.542	46.747	190.1	29:18.480								
10	1	2:59.328	51.791			208.5	32:17.808								
42 2.Robbin HEIJERMAN TCR Seat Leon DRT															
1	2	3:33.173	1:20.441	1:26.155	46.577	160.0	3:33.173								
2	2	2:48.444	48.270	1:16.747	43.427	220.4	6:21.617								
3	2	2:41.798	47.271	1:13.954	40.573	217.7	9:03.415								
4	2	2:40.039	45.228	1:13.647	41.164	231.8	11:43.454								
5	2	2:40.611	45.232	1:13.287	42.092	219.1	14:24.065								
6	2	2:44.729	47.465	1:14.739	42.525	224.1	17:08.794								
7	2	2:40.689	45.197	1:14.708	40.784	224.1	19:49.483								
8	2	2:38.573	45.041	1:13.034	40.498	230.8	22:28.056								
9	2	2:44.213	44.659	1:18.211	41.343	208.1	25:12.269								
10	2	2:48.318	50.346	1:17.548	40.424	201.1	28:00.587								
11	2	2:39.840	44.998	1:14.203	40.639	234.3	30:40.427								
43 1.Arnold BAKKER BMW E90 330i cup BMW 330i															
1	1	3:06.097	52.850	1:26.117	47.130	173.4	3:06.097								
2	1	2:58.663	52.720	1:20.265	45.678	202.2	6:04.760								
3	1	2:57.972	52.409	1:19.589	45.974	206.1	9:02.732								
4	1	2:55.278	51.087	1:18.573	45.618	210.1	11:58.010								
5	1	3:05.259	51.915	1:19.145	54.199	207.7	15:03.269								
6	1	4:23.013	2:12.771	1:22.303	47.939	201.5	19:26.282								
7	1	2:55.480	50.814	1:18.721	45.945	209.7	22:21.762								
8	1	2:55.501	50.077	1:20.362	45.062	212.2	25:17.263								
9	1	3:06.819	52.033	1:20.169	54.617	209.3	28:24.082								
10	1	3:38.707	1:33.978	1:18.629	46.100	200.4	32:02.789								
49 1.Merijn ALDEWERELD BMW E90 330i cup BMW 330i															
1	1	4:10.306	1:42.803	1:33.899	53.604	134.7	4:10.306								
2	1	3:07.717	56.338	1:22.883	48.496	181.5	7:18.023								
3	1	3:05.645	52.101	1:26.321	47.223	198.5	10:23.668								
4	1	3:00.214	51.379	1:22.174	46.661	203.0	13:23.882								
5	1	3:11.723	53.943	1:20.511	57.269	196.7	16:35.605								
6	1	3:51.090	1:45.055	1:20.271	45.764	201.5	20:26.695								
7	1	2:54.733	50.933	1:18.859	44.941	212.6	23:21.428								
8	1	2:55.429	50.723	1:19.061	45.645	211.4	26:16.857								
9	1	2:53.391	50.922	1:17.939	44.530	210.9	29:10.248								
10	1	3:07.295	53.034	1:26.641	47.620	165.1	32:17.543								
66 1.Joris VAN HINTUM 2.Jochem VAN HINTUM BMW E90 330i cup BMW 330i															
1	1	3:41.995	1:17.192			156.3	3:41.995								
2	1	3:04.554	54.813			199.6	6:46.549								
3	1	2:59.827	51.358			189.1	9:46.376								
4	1	2:56.984	51.296			206.5	12:43.360								
5	1	2:57.813	50.957			194.6	15:41.173								
6	1	3:09.639	55.929			154.5	18:50.812								
7	1	3:02.930	52.525			158.8	21:53.742								
8	1	3:00.745	51.099			206.9	24:54.487								
9	1	2:57.295	51.972			206.5	27:51.782								
10	1	2:55.595	50.836			207.7	30:47.377								
40 1.Gerald LEKKERKERKER 2.Daniel MEENDERING BMW E90 330i cup BMW 330i															
1	1	3:14.793	1:05.263	1:23.191	46.339	165.4	3:14.793								
2	1	2:54.235	51.341	1:17.700	45.194	207.7	6:09.028								
3	1	2:52.553	50.461	1:17.726	44.366	208.9	9:01.581								
4	1	2:51.795	49.727	1:17.221	44.847	208.9	11:53.376								
5	1	3:05.008	50.220	1:19.719	55.069	208.9	14:58.384								
6	1	4:26.017	2:12.649	1:25.241	48.127	180.6	19:24.401								
7	1	2:56.048	51.327	1:19.126	45.595	206.9	22:20.449								
8	1	2:58.116	50.879	1:20.452	46.785	208.1	25:18.565								
9	1	2:58.820	51.665	1:19.977	47.178	198.2	28:17.385								
10	1	2:58.321	50.606	1:21.633	46.082	202.2	31:15.706								




2-ACNN/DNRT-BMW 330i Cup & Dutch Ra SUPERSPA Qualifying

Sector Analysis

— Invalidated Lap ■ Personal Best ■ Session Best B Crossing the pit lane

Lap	D	Time	Sector 1	Sector 2	Sector 3	T.Spd	Elapsed	Lap	D	Time	Sector 1	Sector 2	Sector 3	T.Spd	Elapsed		
68	1.Semo KERIC							BMW M2 DRT	2	1	2:45.015	46.342	1:17.943	40.730	241.6	6:25.635	
	3	1	2:32.244	43.191	1:10.195	38.858	244.3	8:57.879									
	4	1	<u>2:31.623</u>	43.391	1:09.406	38.826	249.4	11:29.502									
	5	1	3:08.830 B	47.322	1:20.822	1:00.686	186.2	14:38.332									
	1	1	3:01.092	49.611	1:26.331	45.150	171.4	3:01.092									
	2	1	2:45.913	47.288	1:17.161	41.464	216.9	5:47.005									
	3	1	2:37.765	44.432	1:12.236	41.097	243.8	8:24.770									
	4	1	2:39.259	44.102	1:14.246	40.911	196.0	11:04.029									
	5	1	2:38.608	44.357	1:13.763	40.488	246.6	13:42.637									
	6	1	2:43.548	45.435	1:15.693	42.420	223.6	16:26.185									
	7	1	2:41.178	45.861	1:14.509	40.808	210.1	19:07.363									
	8	1	2:37.995	43.868	1:12.948	41.179	250.0	21:45.358									
	9	1	2:42.839	45.095	1:16.299	41.445	239.5	24:28.197									
10	1	2:39.385	43.912	1:13.165	42.308	248.8	27:07.582										
11	1	2:36.578	43.843	1:12.757	39.978	247.7	29:44.160										
12	1	3:24.222 B	52.886	1:30.782	1:00.554	129.8	33:08.382										
69	1.Haso KERIC							BMW M2 DRT	1	1	3:45.522				3:45.522		
	2	1	3:03.206				6:48.728										
	3	1	16:46.604	...	1:18.729	43.134	229.3	23:35.332									
	4	1	2:52.181	47.022	1:19.763	45.396	223.6	26:27.513									
	5	1	2:55.439	48.613	1:21.825	45.001	222.2	29:22.952									
	6	1	2:47.950	46.054	1:18.509	43.387	239.5	32:10.902									
	6	1	3:45.522					3:45.522									
83	1.Erdy JANSEN 2.Stephan KNOBBEN							BMW E90 330i cup BMW 330i	1	1	3:46.127	1:06.075	1:40.130	59.922	150.0	3:46.127	
	2	1	3:38.183	1:02.657			145.4	7:24.310									
	3	1	3:18.247	55.972	1:30.608	51.667	161.2	10:42.557									
	4	1	3:19.528	56.984			166.4	14:02.085									
	5	1	3:11.672	56.637			180.3	17:13.757									
	6	1	3:14.939	55.757			181.5	20:28.696									
	7	1	4:06.256 B	54.913			190.1	24:34.952									
	8	1	3:43.073	1:15.306	1:31.907	55.860	158.6	28:18.025									
	9	1	3:22.203	1:00.361	1:29.924	51.918	173.1	31:40.228									
	9	1	3:46.127	1:06.075	1:40.130	59.922	150.0	3:46.127									
86	1.David VAN DER WEE 2.Jirry VAN VEEN							BMW E36 325i DTC	1	1	3:39.335	1:08.119	1:36.817	54.399	143.4	3:39.335	
	2	1	3:16.147	59.531	1:28.145	48.471	182.4	6:55.482									
	3	1	3:03.434	54.331	1:22.020	47.083	190.8	9:58.916									
	4	1	3:18.307 B	56.488	1:22.013	59.806	188.5	13:17.223									
	5	1	4:43.406	2:26.536			186.5	18:00.629									
	6	1	3:09.176	55.352	1:24.623	49.201	189.1	21:09.805									
	7	1	3:08.180	54.960	1:24.535	48.685	191.5	24:17.985									
	8	1	3:08.431	54.774	1:23.629	50.028	189.5	27:26.416									
	9	1	3:07.693	54.337			190.8	30:34.109									
	1	1	3:39.335	1:08.119	1:36.817	54.399	143.4	3:39.335									
91	1.Hjette HOFFNER							BMW 240i DRT	1	1	3:40.620	1:23.530	1:26.714	50.376	155.4	3:40.620	
	1	1	3:40.620	1:23.530	1:26.714	50.376	155.4	3:40.620									
	92	1.Sjoerd STIKSMA 2.Jasper STIKSMA							BMW E90 330i cup BMW 330i	1	1	3:47.637	1:31.638	1:26.632	49.367	175.6	3:47.637
		2	1	2:57.728	51.536	1:20.909	45.283	199.6	6:45.365								
		3	1	2:49.250	48.952	1:16.604	43.694	213.9	9:34.615								
		4	1	2:48.501	48.899	1:15.967	43.635	214.3	12:23.116								
		5	1	3:02.022 B	49.203	1:18.086	54.733	213.0	15:25.138								
		6	1	4:30.759	2:27.399	1:18.758	44.602	193.5	19:55.897								
		7	1	2:51.986	49.744	1:17.509	44.733	213.4	22:47.883								
		8	1	2:52.867	49.646	1:18.385	44.836	203.4	25:40.750								
9		1	3:06.828 B	49.746	1:17.939	59.143	213.0	28:47.578									
1		1	3:47.637	1:31.638	1:26.632	49.367	175.6	3:47.637									
2		1	2:57.728	51.536	1:20.909	45.283	199.6	6:45.365									
3		1	2:49.250	48.952	1:16.604	43.694	213.9	9:34.615									
4		1	2:48.501	48.899	1:15.967	43.635	214.3	12:23.116									
5	1	3:02.022 B	49.203	1:18.086	54.733	213.0	15:25.138										
6	1	4:30.759	2:27.399	1:18.758	44.602	193.5	19:55.897										
7	1	2:51.986	49.744	1:17.509	44.733	213.4	22:47.883										
8	1	2:52.867	49.646	1:18.385	44.836	203.4	25:40.750										
9	1	3:06.828 B	49.746	1:17.939	59.143	213.0	28:47.578										
94	1.Marcel VAN DER LIP							BMW E36 M3 DTC	1	1	3:53.928	1:29.391	1:30.452	54.085	155.8	3:53.928	
	2	1	3:53.696 B	53.006	1:40.918	1:19.772	160.7	7:47.624									
	3	1	12:23.750	...	1:24.003	47.752	204.9	20:11.374									
	4	1	2:56.463	48.823	1:22.043	45.597	199.6	23:07.837									
	5	1	2:52.189	48.516	1:20.116	43.557	222.7	26:00.026									
	6	1	2:51.216	48.107	1:19.050	44.059	225.5	28:51.242									
	7	1	2:49.965	47.972	1:18.072	43.921	223.6	31:41.207									
	7	1	3:53.928	1:29.391	1:30.452	54.085	155.8	3:53.928									
96	1.Michael HERMANS 2.Noah HERMANS							BMW 240i DRT	1	1	3:43.780	1:23.818	1:29.527	50.435	145.4	3:43.780	
	2	1	2:51.611	49.488	1:21.197	40.926	198.9	6:35.391									
	3	1	2:41.981	46.576	1:14.569	40.836	213.0	9:17.372									
	4	1	2:37.325	44.468	1:11.693	41.164	242.2	11:54.697									
	5	1	2:48.209 B	44.529	1:11.451	52.229	244.3	14:42.906									
	6	1	5:40.282	3:37.600	1:17.894	44.788	227.4	20:23.188									
	7	1	2:44.786	45.565	1:15.054	44.167	232.3	23:07.974									
	8	1	2:44.072	45.423	1:15.618	43.031	231.8	25:52.046									
	9	1	2:42.093	45.569	1:14.210	42.314	240.5	28:34.139									
	10	1	2:44.748	45.332	1:15.845	43.571	206.5	31:18.887									
	1	1	3:43.780	1:23.818	1:29.527	50.435	145.4	3:43.780									
	2	1	2:51.611	49.488	1:21.197	40.926	198.9	6:35.391									
3	1	2:41.981	46.576	1:14.569	40.836	213.0	9:17.372										
4	1	2:37.325	44.468	1:11.693	41.164	242.2	11:54.697										
5	1	2:48.209 B	44.529	1:11.451	52.229	244.3	14:42.906										
6	1	5:40.282	3:37.600	1:17.894	44.788	227.4	20:23.188										
7	1	2:44.786	45.565	1:15.054	44.167	232.3	23:07.974										
8	1	2:44.072	45.423	1:15.618	43.031	231.8	25:52.046										
9	1	2:42.093	45.569	1:14.210	42.314	240.5	28:34.139										
10	1	2:44.748	45.332	1:15.845	43.571	206.5	31:18.887										
110	1.Arjan DAMMINGA							BMW 330i BMW 330i	1	1	3:38.704	59.444		133.3	3:38.704		
	2	1	3:32.656	1:00.996			174.5	7:11.360									
	3	1	3:23.286	57.548			178.5	10:34.646									
	4	1	3:26.748	58.766			177.0	14:01.394									
	5	1	3:24.865	56.541			182.7	17:26.259									
	6	1	3:20.839	59.429			180.3	20:47.098									
	7	1	3:16.517	56.691			181.8	24:03.615									
	8	1	3:14.730	56.711			188.8	27:18.345									
	9	1	3:08.351	55.192			178.2	30:26.696									
	1	1	3:38.704	59.444			133.3	3:38.704									
2	1	3:32.656	1:00.996			174.5	7:11.360										
3	1	3:23.286	57.548			178.5	10:34.646										
4	1	3:26.748	58.766			177.0	14:01.394										
5	1	3:24.865	56.541			182.7	17:26.259										
6	1	3:20.839	59.429			180.3	20:47.098										
7	1	3:16.517	56.691			181.8	24:03.615										
8	1	3:14.730	56.711			188.8	27:18.345										
9	1	3:08.351	55.192			178.2	30:26.696										




2-ACNN/DNRT-BMW 330i Cup & Dutch Ra SUPERSPA Qualifying

Sector Analysis

— Invalidated Lap ■ Personal Best ■ Session Best B Crossing the pit lane

Lap	D	Time	Sector 1	Sector 2	Sector 3	T.Spd	Elapsed	Lap	D	Time	Sector 1	Sector 2	Sector 3	T.Spd	Elapsed
113	1.Folkert ROSENKAMP BMW E36 328 DTC							1	1	2:59.183	43.712			161.7	2:59.183
	2	1	3:02.178	52.089			194.9	6:01.361							
	3	1	3:11.682	B	51.685		194.2	9:13.043							
	4	1	5:24.547		3:14.781		190.8	14:37.590							
	5	1	2:56.949		51.433		198.9	17:34.539							
	6	1	2:59.714		51.878	1:22.045	45.791	189.1	20:34.253						
	7	1	2:58.873		50.881		186.2	23:33.126							
	8	1	3:05.111		53.756		170.6	26:38.237							
	9	1	3:00.825		51.688		177.0	29:39.062							
	10	1	3:00.548		51.344		179.7	32:39.610							
138	1.Matthijs TERLOUW BMW Compact DRT							1	1	3:44.053	1:14.661	1:35.199	54.193	130.6	3:44.053
	2	1	3:13.050	56.523	1:28.417	48.110	172.0	6:57.103							
	3	1	3:05.815	53.867			185.2	10:02.918							
	4	1	3:09.738	55.602	1:25.778	48.358	169.8	13:12.656							
	5	1	3:03.858	53.628	1:22.992	47.238	179.7	16:16.514							
	6	1	3:01.487	52.858	1:21.794	46.835	198.5	19:18.001							
	7	1	3:00.721	51.881	1:21.108	47.732	200.0	22:18.722							
	8	1	2:57.980	51.581			200.0	25:16.702							
	9	1	3:01.695	52.706			183.4	28:18.397							
	10	1	3:01.831	52.109			197.4	31:20.228							
206	1.Johan HOOGEWERFF Volvo S60 DTC							1	1	4:08.634	1:39.272	1:36.162	53.200	131.7	4:08.634
	2	1	3:01.548	50.050	1:23.181	48.317	178.8	7:10.182							
	3	1	2:49.001	48.235	1:17.831	42.935	191.2	9:59.183							
	4	1	2:46.992	47.992	1:16.547	42.453	195.3	12:46.175							
	5	1	2:51.335	47.763	1:19.785	43.787	197.4	15:37.510							
	6	1	2:47.775	47.914	1:17.138	42.723	192.2	18:25.285							
	7	1	2:45.160	46.680	1:16.386	42.094	208.9	21:10.445							
	8	1	2:46.611	46.853	1:15.469	44.289	211.8	23:57.056							
	9	1	2:46.610	47.139	1:16.377	43.094	201.9	26:43.666							
	10	1	2:45.479	47.165	1:16.051	42.263	181.5	29:29.145							
11	1	3:21.957	B	47.687	1:25.407	1:08.863	210.9	32:51.102							
411	1.Jacob KUIL 2.Mark WIERINGA Zilhouette 3.0 GTR DTC							1	1	2:54.237	47.308	1:21.377	45.552	172.8	2:54.237
	2	1	2:50.598	48.012	1:16.152	46.434	196.7	5:44.835							
	3	1	2:47.559	47.384	1:16.418	43.757	182.7	8:32.394							
	4	1	2:46.062	48.109	1:14.760	43.193	207.3	11:18.456							
	5	1	2:59.615	B	47.166	1:19.662	52.787	205.3	14:18.071						
	6	1	3:37.549	1:33.983	1:16.530	47.036	165.9	17:55.620							
	7	1	2:44.894	47.181	1:14.516	43.197	211.8	20:40.514							
	8	1	2:46.157	46.900	1:15.614	43.643	210.1	23:26.671							
	9	1	2:47.276	47.344	1:16.700	43.232	207.3	26:13.947							
	10	1	2:44.497	47.245	1:14.334	42.918	210.5	28:58.444							
11	1	2:44.179	47.285	1:14.581	42.313	206.9	31:42.623								
121	1.Joy LAGERWEIJ 2.Youri AGTERBERG BMW 123d DTC							1	1	3:54.803	1:31.308			152.3	3:54.803
	2	1	3:12.902	53.290			165.4	7:07.705							
	3	1	3:02.726	52.975			187.5	10:10.431							
	4	1	3:02.952	52.419			196.0	13:13.383							
	5	1	3:12.665	B	54.100		180.0	16:26.048							
	6	1	4:22.019	2:11.330			183.4	20:48.067							
	7	1	3:05.001	54.220			189.8	23:53.068							
	8	1	3:02.930	52.423			175.9	26:55.998							
	9	1	3:01.099	51.643			187.2	29:57.097							
	10	1	3:03.315	52.187			185.6	33:00.412							
124	1.Henk MAAS DW-16 DTC							1	1	3:49.048	1:22.602	1:33.570	52.876	144.2	3:49.048
	2	1	3:27.643	B	54.834	1:31.160	1:01.649	184.3	7:16.691						
	3	1	3:55.935	1:42.673	1:25.090	48.172	184.0	11:12.626							
	4	1	3:06.416	52.821	1:25.508	48.087	187.5	14:19.042							
	5	1	3:05.349	53.774	1:22.933	48.642	187.5	17:24.391							
	6	1	3:16.605	B	57.908	1:22.167	56.530	185.6	20:40.996						
	7	1	4:27.265	2:16.488	1:22.873	47.904	184.3	25:08.261							
	8	1	3:05.322	53.981	1:22.797	48.544	183.4	28:13.583							
	9	1	3:01.086	52.698	1:21.349	47.039	184.9	31:14.669							
	125	1.Milan HERMANS 2.Alexander GROOTHUIZEN MaxLeaseCup DTC							1	1	4:26.610	1:50.293	1:40.400	55.917	138.5
2		1	3:24.121	1:01.522	1:30.572	52.027	171.4	7:50.731							
3		1	3:16.157	58.419	1:26.856	50.882	173.1	11:06.888							
4		1	3:17.077	58.117	1:28.240	50.720	174.5	14:23.965							
5		1	3:14.165	57.322	1:24.885	51.958	176.8	17:38.130							
6		1	3:13.886	57.457	1:25.737	50.692	177.6	20:52.016							
7		1	3:12.734	57.383	1:24.903	50.448	176.8	24:04.750							
8		1	3:10.785	56.765	1:23.706	50.314	180.0	27:15.535							
9		1	3:09.993	56.735	1:23.465	49.793	177.6	30:25.528							
131		1.Menno JONGMA 2.Laurens HAAIMA Fort Mustang V8 GT DTC							1	1	3:51.096	1:26.995			157.7
	2	1	3:18.278	55.458			157.9	7:09.374							
	3	1	3:07.810	54.176	1:24.696	48.938	175.9	10:17.184							
	4	1	3:06.308	53.099			177.6	13:23.492							
	5	1	3:17.370	B	53.476	1:24.219	59.675	177.6	16:40.862						
	6	1	5:44.703	B	3:00.225	1:38.387	1:06.091	111.9	22:25.565						
	7	1	3:34.031	1:21.964			177.3	25:59.596							
	8	1	3:11.817	B	52.205		193.5	29:11.413							
	9	1	3:47.999	1:36.079			193.2	32:59.412							




2-ACNN/DNRT-BMW 330i Cup & Dutch Ra SUPERSPA Qualifying

Sector Analysis

— Invalidated Lap ■ Personal Best ■ Session Best B Crossing the pit lane

Lap	D	Time	Sector 1	Sector 2	Sector 3	T.Spd	Elapsed	Lap	D	Time	Sector 1	Sector 2	Sector 3	T.Spd	Elapsed		
420		Zilhouette 3.0 sport DTC									Zilhouette 3.0 DTC						
1.Oscar VIANEN 2.Alain BERG																	
1	1	3:24.653	1:00.565	1:32.644	51.444	162.4	3:24.653	1	1	2:50.152	41.355	1:22.791	46.006	171.7	2:50.152		
2	1	3:09.751	53.597	1:26.754	49.400	159.8	6:34.404	2	1	2:52.202	50.106	1:17.466	44.630	202.6	5:42.354		
3	1	3:04.011	52.606	1:23.488	47.917	203.4	9:38.415	3	1	2:51.331	49.613	1:17.592	44.126	196.4	8:33.685		
4	1	3:00.880	51.894	1:22.446	46.540	204.9	12:39.295	4	1	2:49.709	48.902	1:16.435	44.372	207.7	11:23.394		
5	1	3:03.787	51.550	1:24.689	47.548	204.9	15:43.082	5	1	2:49.579	48.945	1:16.642	43.992	207.3	14:12.973		
6	1	3:13.522 B	52.606	1:21.866	59.050	206.1	18:56.604	6	1	2:49.970	49.213	1:16.410	44.347	206.9	17:02.943		
7	1	4:21.881	2:12.928	1:23.224	45.729	186.9	23:18.485	7	1	2:49.464	49.337	1:15.967	44.160	207.7	19:52.407		
8	1	2:55.036	50.168	1:19.860	45.008	208.1	26:13.521	8	1	2:50.471	48.964	1:16.257	45.250	206.5	22:42.878		
9	1	2:50.324	48.771	1:17.595	43.958	215.1	29:03.845	9	1	2:48.531	48.667	1:15.863	44.001	203.0	25:31.409		
10	1	2:49.117	48.228	1:16.879	44.010	213.4	31:52.962	10	1	3:13.922 B	49.158	1:21.860	1:02.904	204.9	28:45.331		
444		Zilhouette 3.0 sport DTC									Porsche Cayman Cup PCR						
1.Raymon KUIL																	
1	1	3:16.996	59.377	1:28.555	49.064	149.0	3:16.996	1	1	4:28.024	2:07.460	1:32.845	47.719	114.5	4:28.024		
2	1	2:59.553	51.221	1:21.129	47.203	179.4	6:16.549	2	1	2:57.587	51.112	1:20.991	45.484	176.8	7:25.611		
3	1	2:56.618	51.176	1:20.061	45.381	178.2	9:13.167	3	1	3:24.299 B	49.635	1:35.987	58.677	191.8	10:49.910		
4	1	2:53.306	49.907	1:18.249	45.150	192.9	12:06.473	4	1	9:46.468	7:44.626	1:18.249	43.593	185.2	20:36.378		
5	1	2:51.242	49.304	1:17.691	44.247	201.5	14:57.715	5	1	2:49.743	48.182	1:18.092	43.469	197.4	23:26.121		
6	1	3:02.533 B	49.278	1:18.306	54.949	197.4	18:00.248	6	1	2:50.966	48.848	1:17.655	44.463	190.1	26:17.087		
7	1	3:54.854	1:52.481	1:17.376	44.997	202.6	21:55.102	7	1	2:47.603	47.850	1:16.486	43.267	198.5	29:04.690		
8	1	2:52.284	49.882	1:17.584	44.818	207.3	24:47.386	8	1	2:49.626	47.832	1:17.458	44.336	196.4	31:54.316		
9	1	2:52.801	49.598	1:18.309	44.894	199.3	27:40.187								Porsche 997 DRT		
10	1	2:51.668	49.782	1:17.614	44.272	194.6	30:31.855	909		1.Henrik HOEFFNER							
469		Zilhouette 3.0 sport DTC									Porsche 911 RSR PCR						
1.Jan-Berry DRENTH																	
1	1	3:10.493	54.423	1:26.528	49.542	164.4	3:10.493	1	1	3:50.151	1:42.537	1:21.520	46.094	181.8	3:50.151		
2	1	3:07.548	56.060	1:23.204	48.284	171.2	6:18.041	2	1	2:42.022	45.952	1:15.143	40.927	227.8	6:32.173		
3	1	3:14.944 B	52.787	1:20.409	1:01.748	186.9	9:32.985	3	1	2:35.914	44.502	1:11.524	39.888	251.7	9:08.087		
4	1	4:07.028 B	1:51.917	1:19.979	55.132	183.7	13:40.013	4	1	2:53.728 B	43.928	1:12.919	56.881	236.8	12:01.815		
5	1	5:00.434	2:50.693	1:22.423	47.318	190.1	18:40.447								Porsche 911 RSR PCR		
6	1	3:08.366	53.054	1:25.835	49.477	148.4	21:48.813	910		1.Andreas PAASSEN							
7	1	2:55.701	51.032	1:18.672	45.997	195.3	24:44.514	1	1	4:27.704	2:03.358	1:34.222	50.124	121.6	4:27.704		
8	1	2:56.835	51.532	1:20.012	45.291	193.5	27:41.349	2	1	3:10.020	52.889	1:26.782	50.349	169.5	7:37.724		
9	1	2:54.804	51.287	1:18.029	45.488	185.6	30:36.153	3	1	3:02.776	50.417	1:24.706	47.653	182.1	10:40.500		
									Porsche 996 PCR								
1	1	3:11.125	57.532	1:27.568	46.025	162.2	3:11.125	1	1	2:57.489	49.568	1:22.670	45.251	199.3	13:37.989		
2	1	2:55.178	51.602	1:19.725	43.851	195.3	6:06.303	2	1	2:55.898	49.120	1:21.997	44.781	182.7	16:33.887		
3	1	2:50.204	49.683	1:16.879	43.642	195.7	8:56.507	3	1	2:55.072	48.556	1:21.600	44.916	210.1	19:28.959		
4	1	2:50.213	49.199	1:17.609	43.405	202.2	11:46.720	4	1	2:54.107	48.132	1:21.214	44.761	201.1	22:23.066		
5	1	3:05.278 B	50.424	1:19.177	55.677	201.9	14:51.998	5	1	2:56.683	49.505	1:21.302	45.876	211.8	25:19.749		
6	1	6:24.933	4:22.940	1:18.457	43.536	203.4	21:16.931	6	1	2:58.625	52.072	1:21.298	45.255	204.5	28:18.374		
7	1	2:47.674	48.611	1:16.084	42.979	206.9	24:04.605	7	1	3:09.405 B	48.291	1:22.485	58.629	183.1	31:27.779		
8	1	2:48.289	48.987	1:15.601	43.701	205.7	26:52.894								Porsche 996 PCR		
9	1	2:47.678	48.875	1:15.609	43.194	204.5	29:40.572	914		1.Wilbert GROENEWOUD							
10	1	3:24.204 B	53.448	1:25.360	1:05.396	153.6	33:04.776	1	1	3:26.845	1:06.364	1:31.524	48.957	182.4	3:26.845		
									Porsche 996 PCR								
1	1	2:58.844	50.729	1:22.400	45.715	206.5	6:25.689	2	1	2:58.844	50.729	1:22.400	45.715	206.5	6:25.689		
3	1	3:09.754 B	51.802	1:22.406	55.546	196.7	9:35.443	3	1	3:09.754 B	51.802	1:22.406	55.546	196.7	9:35.443		
4	1	3:51.321	1:43.600	1:21.922	45.799	193.5	13:26.764	4	1	3:51.321	1:43.600	1:21.922	45.799	193.5	13:26.764		
5	1	2:56.890	50.023	1:20.959	45.908	215.6	16:23.654	5	1	2:56.890	50.023	1:20.959	45.908	215.6	16:23.654		




2-ACNN/DNRT-BMW 330i Cup & Dutch Ra SUPERSPA Qualifying

Sector Analysis

— Invalidated Lap ■ Personal Best ■ Session Best B Crossing the pit lane

Lap	D	Time	Sector 1	Sector 2	Sector 3	T.Spd	Elapsed	Lap	D	Time	Sector 1	Sector 2	Sector 3	T.Spd	Elapsed			
6	1	2:55.099	49.215	1:21.191	44.693	200.0	19:18.753	8	1	2:39.321	45.230	1:13.307	40.784	240.5	23:46.459			
7	1	2:54.086	49.286	1:19.342	45.458	216.0	22:12.839	9	1	2:47.203 B	44.865	1:12.111	50.227	240.0	26:33.662			
8	1	2:53.271	48.850	1:19.518	44.903	217.3	25:06.110	10	1	3:31.686	1:38.714	1:12.517	40.455	231.8	30:05.348			
9	1	3:04.141 B	49.730	1:19.190	55.221	216.9	28:10.251								Porsche Cayman GT4 PCR			
10	1	3:59.190	1:50.549	1:22.179	46.462	205.3	32:09.441								Porsche 944 3.0 PCR			
919 1.Sander ROEST																		
1	1	4:43.876 B	2:14.094			138.1	4:43.876	1	1	4:43.857	2:23.988	1:29.430	50.439	130.3	4:43.857			
2	1	5:35.217	3:19.796			180.0	10:19.093	2	1	2:54.245	49.092	1:19.466	45.687	217.3	7:38.102			
3	1	3:06.575	54.783			188.5	13:25.668	3	1	2:44.470	46.426	1:15.711	42.333	231.3	10:22.572			
4	1	3:04.944	54.423			189.5	16:30.612	4	1	2:40.939	45.396	1:14.490	41.053	237.9	13:03.511			
5	1	3:09.062	55.184			185.6	19:39.674	5	1	2:40.118	44.797	1:12.777	42.544	241.1	15:43.629			
6	1	3:02.836	53.963			189.8	22:42.510								Porsche 944 PCR			
7	1	3:03.038	53.063			193.2	25:45.548	1	1	4:18.812	1:51.911	1:33.661	53.240	146.7	4:18.812			
8	1	3:02.061	53.377			191.5	28:47.609	2	1	3:09.062	55.808	1:23.619	49.635	182.1	7:27.874			
9	1	3:08.913	53.215			190.8	31:56.522	3	1	3:05.201	54.220	1:23.141	47.840	189.1	10:33.075			
920 1.Han WANNET																		
1	1	4:20.532	1:41.444	1:39.609	59.479	132.7	4:20.532	4	1	3:03.316	53.342	1:22.242	47.732	192.9	13:36.391			
2	1	3:11.176	56.034	1:24.496	50.646	180.0	7:31.708	5	1	3:03.457	54.550	1:21.187	47.720	193.9	16:39.848			
3	1	3:18.298	1:02.232	1:24.521	51.545	170.3	10:50.006	6	1	3:01.545	52.624	1:21.655	47.266	196.0	19:41.393			
4	1	3:09.352	54.019	1:24.812	50.521	186.2	13:59.358	7	1	3:02.827	53.069	1:21.678	48.080	190.5	22:44.220			
5	1	3:05.131	53.639	1:22.939	48.553	190.1	17:04.489	8	1	3:01.811	53.025	1:21.094	47.692	193.5	25:46.031			
6	1	3:08.010	53.287	1:23.999	50.724	195.7	20:12.499	9	1	3:11.279	54.114	1:24.473	52.692	167.4	28:57.310			
7	1	3:04.935	53.422	1:23.147	48.366	193.9	23:17.434	10	1	3:02.618	52.983	1:22.009	47.626	193.9	31:59.928			
8	1	3:12.472	54.351			191.5	26:29.906								Porsche Cayman S PCR			
9	1	3:06.322	54.493			191.5	29:36.228	1	1	4:06.890	1:46.060	1:31.381	49.449	111.6	4:06.890			
10	1	3:08.660	53.780			191.5	32:44.888	2	1	3:06.837	50.952	1:23.791	52.094	201.9	7:13.727			
921 1.Felix VAN DAAL																		
1	1	5:06.732	2:34.677	1:38.811	53.244	108.2	5:06.732	3	1	3:03.963	50.475	1:25.811	47.677	179.1	10:17.690			
2	1	3:10.186	53.870	1:27.506	48.810	192.2	8:16.918	4	1	2:55.749	49.537	1:20.901	45.311	222.7	13:13.439			
3	1	3:01.608	51.352	1:24.065	46.191	175.3	11:18.526	5	1	2:53.384	49.443	1:19.731	44.210	218.6	16:06.823			
4	1	3:02.576	51.170	1:24.556	46.850	184.0	14:21.102	6	1	3:00.210	53.988	1:20.888	45.334	207.7	19:07.033			
5	1	3:00.459	51.002	1:21.610	47.847	212.6	17:21.561	7	1	2:52.879	48.922	1:19.488	44.469	224.5	21:59.912			
6	1	2:58.310	50.225	1:22.639	45.446	198.5	20:19.871	8	1	2:52.969	49.013	1:18.709	45.247	221.3	24:52.881			
7	1	2:57.545	50.080	1:21.045	46.420	200.4	23:17.416	9	1	2:54.676	49.741	1:20.192	44.743	208.9	27:47.557			
8	1	2:53.560	49.179	1:19.616	44.765	220.4	26:10.976	10	1	2:51.262	48.827	1:18.526	43.909	223.6	30:38.819			
9	1	2:56.341	48.309	1:21.628	46.404	220.9	29:07.317								Porsche 944 PCR			
10	1	2:53.969	49.321	1:18.932	45.716	220.9	32:01.286	1	1	4:27.218	2:00.917	1:32.133	54.168	134.8	4:27.218			
922 1.Joris HAVERMANS																		
1	1	4:29.605	2:11.697	1:30.456	47.452	168.0	4:29.605	2	1	3:19.975	57.626	1:28.561	53.788	174.5	7:47.193			
2	1	2:58.298	51.524	1:22.342	44.432	161.9	7:27.903	3	1	3:14.211	56.076	1:24.489	53.646	181.2	11:01.404			
3	1	2:47.372	46.141	1:16.204	45.027	220.9	10:15.275	4	1	3:07.375	54.554	1:24.193	48.628	180.0	14:08.779			
4	1	2:40.933	45.337	1:14.729	40.867	227.4	12:56.208	5	1	3:07.891	55.066	1:24.755	48.070	188.8	17:16.670			
5	1	2:43.460	44.943	1:14.692	43.825	230.8	15:39.668	6	1	3:07.145	54.471	1:24.848	47.826	191.2	20:23.815			
6	1	2:46.603	47.334	1:16.213	43.056	214.7	18:26.271	7	1	3:05.523	53.826	1:23.889	47.808	190.8	23:29.338			
7	1	2:40.867	45.685	1:14.162	41.020	236.8	21:07.138	8	1	3:04.932	54.130	1:22.957	47.845	191.2	26:34.270			
							Porsche Cayman GT4 PCR											
9	1	3:06.241	55.190	1:23.142	47.909	188.8	29:40.511	10	1	3:05.252	54.039	1:23.305	47.908	181.5	32:45.763			
923 1.Job VAN DEN BROEK																		
1	1	4:27.218	2:00.917	1:32.133	54.168	134.8	4:27.218								Porsche 944 PCR			
2	1	3:19.975	57.626	1:28.561	53.788	174.5	7:47.193	1	1	4:27.218	2:00.917	1:32.133	54.168	134.8	4:27.218			
3	1	3:14.211	56.076	1:24.489	53.646	181.2	11:01.404	2	1	3:19.975	57.626	1:28.561	53.788	174.5	7:47.193			
4	1	3:07.375	54.554	1:24.193	48.628	180.0	14:08.779	3	1	3:14.211	56.076	1:24.489	53.646	181.2	11:01.404			
5	1	3:07.891	55.066	1:24.755	48.070	188.8	17:16.670	4	1	3:07.375	54.554	1:24.193	48.628	180.0	14:08.779			
6	1	3:07.145	54.471	1:24.848	47.826	191.2	20:23.815	5	1	3:07.891	55.066	1:24.755	48.070	188.8	17:16.670			
7	1	3:05.523	53.826	1:23.889	47.808	190.8	23:29.338	6	1	3:07.145	54.471	1:24.848	47.826	191.2	20:23.815			
8	1	3:04.932	54.130	1:22.957	47.845	191.2	26:34.270	7	1	3:05.523	53.826	1:23.889	47.808	190.8	23:29.338			
9	1	3:06.241	55.190	1:23.142	47.909	188.8	29:40.511	8	1	3:04.932	54.130	1:22.957	47.845	191.2	26:34.270			
10	1	3:05.252	54.039	1:23.305	47.908	181.5	32:45.763	9	1	3:06.241	55.190	1:23.142	47.909	188.8	29:40.511			




2-ACNN/DNRT-BMW 330i Cup & Dutch Ra SUPERSPA Qualifying

Sector Analysis

— Invalidated Lap ■ Personal Best ■ Session Best B Crossing the pit lane

Lap	D	Time	Sector 1	Sector 2	Sector 3	T.Spd	Elapsed	Lap	D	Time	Sector 1	Sector 2	Sector 3	T.Spd	Elapsed
933 1. Bob VAN INGE Porsche Cayman PCR															
1	1	3:56.394	1:39.761			148.8	3:56.394								
2	1	3:09.736	50.922	1:29.206	49.608	158.8	7:06.130								
3	1	2:52.716	49.169	1:19.670	43.877	203.0	9:58.846								
4	1	2:50.316	49.105	1:17.816	43.395	197.1	12:49.162								
5	1	2:54.142	49.823	1:18.816	45.503	204.2	15:43.304								
6	1	2:53.744	49.257	1:20.099	44.388	197.4	18:37.048								
7	1	3:00.221	52.566			142.7	21:37.269								
8	1	2:49.905	47.732	1:18.479	43.694	207.3	24:27.174								
9	1	2:48.970	47.668	1:17.801	43.501	227.4	27:16.144								
10	1	2:48.618	47.697			217.3	30:04.762								
969 1. Lennart HIEMSTRA Porsche 992 PCR															
1	1	2:51.989	44.091	1:23.235	44.663	184.3	2:51.989								
2	1	2:47.336	44.828	1:14.945	47.563	228.3	5:39.325								
3	1	2:33.607	42.386	1:11.529	39.692	251.2	8:12.932								
4	1	2:32.373	42.794	1:10.877	38.702	251.7	10:45.305								
5	1	2:38.215	44.196	1:11.310	42.709	242.7	13:23.520								
6	1	2:30.833	42.611	1:09.830	38.392	246.6	15:54.353								
7	1	2:37.079	42.030	1:14.691	40.358	206.5	18:31.432								
8	1	2:33.262	41.750	1:11.845	39.667	246.0	21:04.694								
9	1	2:31.003	41.715	1:10.087	39.201	256.5	23:35.697								
10	1	2:51.435 B	44.772	1:12.617	54.046	244.9	26:27.132								
936 1. Gijs VAN GOOSWILLIGEN Porsche Cayman PCR															
1	1	4:00.453	1:48.463	1:25.996	45.994	162.9	4:00.453								
2	1	3:17.719	50.020	1:29.014	58.685	182.4	7:18.172								
3	1	2:45.645	47.572	1:15.716	42.357	213.4	10:03.817								
4	1	2:46.005	49.355	1:14.699	41.951	220.9	12:49.822								
5	1	2:46.048	46.722	1:16.705	42.621	224.1	15:35.870								
6	1	2:43.999	46.734	1:15.293	41.972	220.4	18:19.869								
7	1	2:44.031	46.403	1:15.495	42.133	224.5	21:03.900								
8	1	2:44.914	47.068	1:15.563	42.283	229.8	23:48.814								
9	1	2:44.730	47.001	1:15.456	42.273	228.8	26:33.544								
10	1	2:45.701	46.805	1:16.422	42.474	222.7	29:19.245								
11	1	2:44.608	47.401	1:14.793	42.414	225.5	32:03.853								
974 1. Rosa VOGEL Porsche Boxster PCR															
1	1	5:04.453	2:25.656	1:40.974	57.823	125.0	5:04.453								
2	1	3:32.630	1:00.690	1:37.222	54.718	160.2	8:37.083								
3	1	3:23.727	57.516			170.9	12:00.810								
4	1	3:18.626	55.827			168.5	15:19.436								
5	1	3:16.209	55.077			191.2	18:35.645								
6	1	3:33.644 B	58.169	1:33.488	1:01.987	137.8	22:09.289								
7	1	4:14.413	1:53.649	1:28.010	52.754	195.3	26:23.702								
8	1	3:10.503	54.589			196.0	29:34.205								
9	1	3:09.596	53.746			196.4	32:43.801								
978 1. Frank VAN ASCH Porsche Boxster S PCR															
1	1	4:24.391	1:57.294	1:34.075	53.022	146.1	4:24.391								
2	1	3:08.524	54.046	1:24.726	49.752	174.2	7:32.915								
3	1	3:02.765	52.829	1:22.781	47.155	191.5	10:35.680								
4	1	2:59.661	51.639	1:22.317	45.705	201.5	13:35.341								
5	1	2:57.825	50.601	1:20.614	46.610	195.3	16:33.166								
6	1	2:58.279	51.604	1:20.641	46.034	201.1	19:31.445								
7	1	2:56.976	51.160	1:20.184	45.632	200.0	22:28.421								
8	1	2:54.010	50.358	1:18.202	45.450	211.4	25:22.431								
9	1	2:58.924	53.824	1:19.142	45.958	189.8	28:21.355								
10	1	2:56.170	50.288	1:19.325	46.557	207.7	31:17.525								
984 1. Robbert VOOGDGEERT Porsche Cayman S PCR															
1	1	3:49.607	1:23.140			153.4	3:49.607								
2	1	3:01.653	53.647			193.9	6:51.260								
3	1	2:56.595	50.481			203.4	9:47.855								
4	1	2:51.765	49.336			216.0	12:39.620								
5	1	3:07.965 B	49.507			214.7	15:47.585								
6	1	3:48.328	1:43.376			213.9	19:35.913								
7	1	2:50.504	48.297			219.1	22:26.417								
8	1	2:57.024	49.153			217.7	25:23.441								
9	1	3:00.492	54.255			170.3	28:23.933								
10	1	3:26.959 B	55.714			168.0	31:50.892								
961 1. Edwin VAN WIJNGAARDE Porsche 991.2 PCR															
1	1	4:43.967	2:27.564	1:30.287	46.116	122.0	4:43.967								
2	1	2:50.205	47.034	1:19.676	43.495	193.2	7:34.172								
3	1	2:45.437	45.299	1:17.312	42.826	185.6	10:19.609								
4	1	2:41.298	45.471	1:15.862	39.965	226.9	13:00.907								
5	1	2:42.308	43.982	1:15.358	42.968	234.3	15:43.215								
6	1	2:42.099	45.290	1:15.527	41.282	229.8	18:25.314								
7	1	3:15.565 B	44.983	1:36.575	54.007	246.0	21:40.879								
8	1	6:18.495	4:20.821	1:16.146	41.528	210.5	27:59.374								
9	1	2:40.343	44.551	1:15.550	40.242	225.5	30:39.717								



2-ACNN/DNRT-BMW 330i Cup & Dutch Ra SUPERSPA Qualifying

Sector Analysis

— Invalidated Lap ■ Personal Best ■ Session Best B Crossing the pit lane

Lap	D	Time	Sector 1	Sector 2	Sector 3	T.Spd	Elapsed	Lap	D	Time	Sector 1	Sector 2	Sector 3	T.Spd	Elapsed
987 1.Jean-Paul HULSEBOS Porsche Cayman PCR															
1	1	3:38.903	1:22.030	1:26.972	49.901	172.2	3:38.903								
2	1	2:54.257	47.921	1:20.605	45.731	218.6	6:33.160								
3	1	2:50.065	49.026	1:17.514	43.525	201.5	9:23.225								
4	1	2:44.994	47.288	1:15.247	42.459	220.9	12:08.219								
5	1	3:07.517 B	49.201	1:22.587	55.729	202.2	15:15.736								
6	1	3:39.680	1:33.420	1:20.771	45.489	203.0	18:55.416								
7	1	2:51.044	47.893	1:18.235	44.916	201.9	21:46.460								
8	1	2:48.793	47.435	1:17.854	43.504	228.8	24:35.253								
9	1	2:47.931	46.849	1:16.937	44.145	216.0	27:23.184								
10	1	2:59.208 B	47.529	1:18.611	53.068	227.4	30:22.392								
988 1.Jan-Wim DE KOEKKOEK Porsche GT4 PCR															
1	1	4:16.999	1:49.092	1:35.888	52.019	142.7	4:16.999								
2	1	3:05.319	50.516	1:25.429	49.374	191.2	7:22.318								
3	1	2:59.934	49.162	1:24.475	46.297	216.4	10:22.252								
4	1	3:02.205	50.393	1:22.123	49.689	220.9	13:24.457								
5	1	2:59.835	51.412	1:21.211	47.212	216.4	16:24.292								
6	1	2:57.931	50.065	1:22.489	45.377	222.2	19:22.223								
7	1	2:55.529	48.171	1:21.076	46.282	190.5	22:17.752								
8	1	2:52.713	48.237	1:18.936	45.540	228.8	25:10.465								
9	1	2:58.614	51.075	1:21.006	46.533	213.0	28:09.079								
10	1	2:52.332	48.523	1:19.288	44.521	223.6	31:01.411								
991 1.Sander PIELKENROOD Porsche Cayman GT4 PCR															
1	1	3:46.097	1:21.871	1:31.225	53.001	152.3	3:46.097								
2	1	2:50.706	49.703	1:19.529	41.474	224.5	6:36.803								
3	1	2:42.874	45.930	1:16.165	40.779	206.1	9:19.677								
4	1	2:39.915	44.710	1:13.839	41.366	236.3	11:59.592								
5	1	2:38.421	44.986	1:13.000	40.435	242.7	14:38.013								
6	1	2:43.353	45.488	1:13.253	44.612	240.0	17:21.366								
7	1	2:41.861	44.837	1:14.529	42.495	240.0	20:03.227								
8	1	2:38.989	44.433	1:12.683	41.873	243.8	22:42.216								
9	1	2:37.781	44.393	1:12.230	41.158	242.7	25:19.997								
10	1	3:02.711 B	53.198	1:16.180	53.333	223.1	28:22.708								
996 1.Olivier VAN OOSTROM Porsche 944 2.5 PCR															
1	1	4:21.730	1:56.582	1:31.528	53.620	142.3	4:21.730								
2	1	3:10.290	55.101	1:24.930	50.259	184.6	7:32.020								
3	1	3:10.774	55.229	1:24.724	50.821	188.5	10:42.794								
4	1	3:09.281	54.604	1:25.877	48.800	188.2	13:52.075								
5	1	3:06.122	54.154	1:23.515	48.453	189.5	16:58.197								
6	1	3:06.834	54.322	1:23.286	49.226	185.6	20:05.031								
7	1	3:09.021	54.407	1:24.076	50.538	190.1	23:14.052								
8	1	3:07.280	54.080	1:24.512	48.688	190.5	26:21.332								
9	1	3:06.598	53.992	1:23.765	48.841	190.5	29:27.930								
10	1	3:10.908	55.537	1:23.788	51.583	192.5	32:38.838								