


2-ACNN/DNRT-BMW 330i Cup & Dutch Ra SUPERSPA Race 2

Sector Analysis

— Invalidated Lap ■ Personal Best ■ Session Best B Crossing the pit lane

Lap	D	Time	Sector 1	Sector 2	Sector 3	T.Spd	Elapsed	Lap	D	Time	Sector 1	Sector 2	Sector 3	T.Spd	Elapsed															
2	1.Martijn HARTJES						V8 DRT	7	1	6:38.971	3:00.637	2:12.491	1:25.843	75.1	25:19.183															
								8	1	2:50.415	48.188	1:18.019	44.208	228.3	28:09.598															
								9	1	2:47.712	47.528	1:16.595	43.589	234.3	30:57.310															
								10	1	2:47.072	47.208	1:17.003	42.861	233.8	33:44.382															
								11	1	2:46.491	46.915	1:16.798	42.778	233.3	36:30.873															
								12	1	2:45.411	46.730	1:15.795	42.886	234.3	39:16.284															
								13	1	2:44.075	46.087	1:15.880	42.108	236.3	42:00.359															
								14	1	2:43.802	45.861	1:14.834	43.107	241.6	44:44.161															
								15	1	2:45.445	46.473	1:16.053	42.919	234.3	47:29.606															
								16	1	2:45.912	46.315	1:16.631	42.966	237.9	50:15.518															
								17	1	2:45.806	46.604	1:16.685	42.517	236.3	53:01.324															
								12	1.Peter EVERSDIJK						BMW M2 C2 DRT	1	1	3:15.398	1:03.560	1:23.783	48.055	3:15.398								
																2	1	3:01.290	49.441	1:22.726	49.123	184.3	6:16.688							
																3	1	2:51.817	47.531	1:19.889	44.397	201.5	9:08.505							
																4	1	2:51.010	47.788	1:19.538	43.684	200.0	11:59.515							
																5	1	2:49.200	47.471	1:18.595	43.134	207.3	14:48.715							
																6	1	4:26.822 B	56.260	1:54.011	1:36.551	117.9	19:15.537							
																7	1	6:20.733	3:09.675	2:05.753	1:05.305	76.0	25:36.270							
																8	1	2:49.324	47.915	1:18.524	42.885	201.9	28:25.594							
9	1	2:47.941	47.735	1:17.598	42.608	214.3	31:13.535																							
10	1	2:47.653	47.032	1:17.772	42.849	205.3	34:01.188																							
11	1	2:47.288	47.020	1:16.817	43.451	195.3	36:48.476																							
12	1	2:44.313	46.734	1:15.539	42.040	221.8	39:32.789																							
13	1	2:46.352	46.176	1:16.059	44.117	231.3	42:19.141																							
14	1	2:44.829	47.613	1:14.930	42.286	223.1	45:03.970																							
15	1	2:43.999	46.170	1:14.907	42.922	226.9	47:47.969																							
16	1	2:46.120	46.080	1:18.750	41.290	218.2	50:34.089																							
17	1	2:43.298	45.990	1:15.029	42.279	231.3	53:17.387																							
4	1.Jaco GALL						BMW E 36 DRT									1	1	3:13.243	1:01.946	1:24.775	46.522	3:13.243								
																2	1	3:02.102	50.928	1:22.619	48.555	179.1	6:15.345							
								10	1.Erik WIERINGA						BMW E90 330i cup BMW 330i	1	1	3:35.854	1:16.555			3:35.854								
																2	1	3:12.075	56.048			187.5	6:47.929							
																3	1	3:09.445	54.675			188.5	9:57.374							
																4	1	3:08.461	53.051			190.1	13:05.835							
																5	1	4:02.963 B	53.142	1:33.270	1:36.551	164.6	17:08.798							
																6	1	6:29.820	2:57.118			106.4	23:38.618							
																7	1	4:01.179	1:33.427			139.4	27:39.797							
																8	1	3:21.688	58.640			180.3	31:01.485							
																9	1	3:19.330	59.447			177.6	34:20.815							
																10	1	3:16.416	57.074			182.1	37:37.231							
																11	1	3:15.203	56.268			177.3	40:52.434							
																12	1	3:18.713	57.413			184.9	44:11.147							
																13	1	3:19.106	55.250			182.4	47:30.253							
																14	1	3:15.818	55.497			176.8	50:46.071							
																15	1	3:09.719	55.213	1:24.826	49.680	191.2	53:55.790							
																11	1.Jos KOSTER						BMW M2 C2 DRT	1	1	3:03.199	57.837	1:21.155	44.207	3:03.199
																								2	1	2:49.585	47.483	1:17.810	44.292	234.8
3	1	2:50.356	49.120	1:17.889	43.347	225.9	8:43.140																							
4	1	2:49.297	46.603	1:18.845	43.849	228.8	11:32.437																							
5	1	2:46.886	46.811	1:17.214	42.861	232.3	14:19.323																							
6	1	4:20.889 B	47.101	1:58.847	1:34.941	235.8	18:40.212																							
14	1.Chiel-Jan HEIJSTEK						BMW M4 DRT	1	1	2:50.411	51.305	1:16.624	42.482	2:50.411																
								2	1	2:40.661	46.144	1:13.612	40.905	235.8	5:31.072															
								3	1	2:41.883	47.794	1:12.664	41.425	235.8	8:12.955															
								4	1	2:41.264	45.627	1:13.451	42.186	240.5	10:54.219															
								5	1	2:39.903	46.132	1:12.629	41.142	240.0	13:34.122															
								6	1	3:37.412 B	44.714	1:16.897	1:35.801	238.4	17:11.534															
								7	1	6:46.060	3:15.285	2:06.433	1:24.342	74.7	23:57.594															
								8	1	3:22.050	1:22.097	1:17.178	42.775	211.4	27:19.644															
								9	1	2:40.915	45.742	1:13.850	41.323	213.4	30:00.559															
								10	1	2:44.118	48.341	1:14.540	41.237	214.3	32:44.677															
								11	1	2:40.555	44.873	1:13.728	41.954	224.1	35:25.232															
								12	1	2:39.072	45.037	1:12.726	41.309	243.8	38:04.304															
								13	1	2:39.211	44.999	1:13.408	40.804	242.7	40:43.515															
								14	1	2:39.155	45.041	1:13.067	41.047	223.1	43:22.670															
								15	1	2:36.423	44.495	1:11.796	40.132	244.3	45:59.093															
								16	1	2:38.183	44.439	1:12.512	41.232	246.6	48:37.276															
								17	1	2:39.155	44.760	1:13.574	40.821	223.1	51:16.431															
								15	1.Maarten BAGGERMANS						BMW E 46 Supreme DRT	1	1	3:03.199	57.837	1:21.155	44.207	3:03.199								
																2	1	2:49.585	47.483	1:17.810	44.292	234.8	5:52.784							
3	1	2:50.356	49.120	1:17.889	43.347	225.9	8:43.140																							
4	1	2:49.297	46.603	1:18.845	43.849	228.8	11:32.437																							
5	1	2:46.886	46.811	1:17.214	42.861	232.3	14:19.323																							
6	1	4:20.889 B	47.101	1:58.847	1:34.941	235.8	18:40.212																							




2-ACNN/DNRT-BMW 330i Cup & Dutch Ra SUPERSPA Race 2

Sector Analysis

— Invalidated Lap ■ Personal Best ■ Session Best B Crossing the pit lane

Lap	D	Time	Sector 1	Sector 2	Sector 3	T.Spd	Elapsed	Lap	D	Time	Sector 1	Sector 2	Sector 3	T.Spd	Elapsed
1	1	3:03.040	57.626	1:20.756	44.658		3:03.040	16	1	2:58.034	51.574	1:19.855	46.605	199.3	52:58.625
2	1	2:53.744	50.174			219.5	5:56.784	27 1.Martijn VAN DAM 2.Bas DE JONG BMW E90 330i cup BMW 330i							
3	1	2:49.499	48.951			218.6	8:46.283								
4	1	2:47.890	48.394	1:17.101	42.395	217.3	11:34.173	1	1	3:18.400	1:04.404				3:18.400
5	1	2:46.201	48.145	1:15.510	42.546	219.5	14:20.374	2	1	3:00.389	52.463			205.7	6:18.789
6	1	5:34.978 B	49.009	1:56.437	2:49.532	221.3	19:55.352	3	1	2:59.218	51.810			207.7	9:18.007
7	1	5:23.267	1:46.382	2:12.285	1:24.600	77.4	25:18.619	4	1	3:00.872	53.290			203.8	12:18.879
8	1	2:50.713	49.363			218.2	28:09.332	38 1.Jochem SLINK 2.Coen CASPERS BMW E90 330i cup BMW 330i							
9	1	2:48.762	49.086	1:15.860	43.816	221.3	30:58.094								
10	1	2:47.247	48.733	1:15.814	42.700	219.5	33:45.341	1	1	3:18.676	1:06.471				3:18.676
11	1	2:46.325	47.855	1:16.124	42.346	220.4	36:31.666	2	1	3:02.077	54.336			193.5	6:20.753
12	1	2:48.046	48.319	1:16.464	43.263	216.0	39:19.712	3	1	2:59.006	51.184	1:21.427	46.395	206.9	9:19.759
13	1	2:46.914	48.278	1:15.987	42.649	218.6	42:06.626	4	1	3:00.011	51.469			198.9	12:19.770
14	1	2:48.257	48.331	1:16.800	43.126	220.4	44:54.883	5	1	3:11.474	51.354	1:33.189	46.931	208.1	15:31.244
15	1	2:47.647	47.739	1:16.092	43.816	224.5	47:42.530	6	1	6:26.955 B	1:37.366	2:05.921	2:43.668	84.2	21:58.199
16	1	2:48.105	48.553	1:16.622	42.930	220.4	50:30.635	7	1	4:14.907	1:36.155	1:52.558	46.194	82.6	26:13.106
17	1	2:46.525	48.070	1:15.845	42.610	222.2	53:17.160	8	1	2:56.026	51.337			205.7	29:09.132
23 1.Pieter-Jan LEFEVERE 2.Birger LOOTENS BMW 240i DRT								40 1.Gerald LEKKERKERKER 2.Daniel MEENDERING BMW E90 330i cup BMW 330i							
															1
2	1	2:43.233	46.474	1:14.676	42.083	231.3	5:36.643	9	1	2:55.672	51.349			207.3	32:04.804
3	1	2:43.274	46.850	1:14.335	42.089	214.3	8:19.917	10	1	2:55.557	51.806			206.1	35:00.361
4	1	2:41.156	45.435	1:13.591	42.130	236.3	11:01.073	11	1	2:53.807	51.051			205.7	37:54.168
5	1	2:40.972	45.519	1:14.098	41.355	230.8	13:42.045	12	1	2:55.519	50.723			207.3	40:49.687
6	1	3:36.634 B	45.415	1:22.594	1:28.625	230.8	17:18.679	13	1	2:53.721	50.309			209.3	43:43.408
7	1	6:46.516	3:11.072	2:12.502	1:22.942	77.1	24:05.195	14	1	2:53.830	50.299			208.5	46:37.238
8	1	3:25.405	1:17.346	1:23.676	44.383	194.6	27:30.600	15	1	2:55.465	50.423			208.5	49:32.703
9	1	2:48.922	47.853	1:18.029	43.040	203.8	30:19.522	16	1	2:53.061	50.154			209.3	52:25.764
10	1	2:50.992	47.046	1:17.773	46.173	222.2	33:10.514	42 1.Robbin HEIJERMAN TCR Seat Leon DRT							
11	1	2:49.172	47.119	1:19.546	42.507	213.0	35:59.686								
12	1	2:46.219	46.791	1:16.168	43.260	228.8	38:45.905	1	1	3:04.991	1:02.943	1:20.918	41.130		3:04.991
13	1	2:49.191	47.032	1:18.572	43.587	216.9	41:35.096	2	1	2:45.340	46.990	1:16.703	41.647	225.0	5:50.331
14	1	2:45.837	47.008	1:16.379	42.450	220.0	44:20.933	3	1	2:41.538	46.112	1:13.738	41.688	226.4	8:31.869
15	1	2:47.040	46.481	1:18.247	42.312	200.7	47:07.973	4	1	2:40.437	44.922	1:14.913	40.602	217.7	11:12.306
16	1	2:46.069	46.387	1:16.387	43.295	227.8	49:54.042	24 1.Hendri VAN NORDEN 2.Roland VAN HIERDEN BMW E90 330i cup BMW 330i							
17	1	2:44.093	46.973	1:15.329	41.791	226.9	52:38.135								
1	1	3:19.206	1:09.110				3:19.206	1	1	3:04.991	1:02.943	1:20.918	41.130		3:04.991
2	1	3:00.228	53.389	1:20.105	46.734	203.4	6:19.434	2	1	2:45.340	46.990	1:16.703	41.647	225.0	5:50.331
3	1	2:58.936	51.419	1:20.951	46.566	200.7	9:18.370	3	1	2:41.538	46.112	1:13.738	41.688	226.4	8:31.869
4	1	3:02.360	53.117	1:23.035	46.208	201.1	12:20.730	4	1	2:40.437	44.922	1:14.913	40.602	217.7	11:12.306
5	1	3:02.829	51.202	1:24.766	46.861	204.9	15:23.559	24 1.Hendri VAN NORDEN 2.Roland VAN HIERDEN BMW E90 330i cup BMW 330i							
6	1	5:23.373 B	1:39.041	2:09.001	1:35.331	75.6	20:46.932								
7	1	5:27.064	2:44.759	1:54.955	47.350	77.3	26:13.996	1	1	3:04.991	1:02.943	1:20.918	41.130		3:04.991
8	1	2:58.190	51.603	1:20.167	46.420	205.7	29:12.186	2	1	2:45.340	46.990	1:16.703	41.647	225.0	5:50.331
9	1	2:59.199	50.941	1:21.438	46.820	200.4	32:11.385	3	1	2:41.538	46.112	1:13.738	41.688	226.4	8:31.869
10	1	2:59.678	51.042	1:20.970	47.666	202.6	35:11.063	4	1	2:40.437	44.922	1:14.913	40.602	217.7	11:12.306
11	1	2:57.932	51.365	1:19.728	46.839	205.3	38:08.995	42 1.Robbin HEIJERMAN TCR Seat Leon DRT							
12	1	2:59.660	51.571	1:20.599	47.490	204.5	41:08.655								
13	1	2:58.653	51.496	1:19.375	47.782	207.3	44:07.308	1	1	3:04.991	1:02.943	1:20.918	41.130		3:04.991
14	1	2:56.793	51.270	1:19.567	45.956	202.6	47:04.101	2	1	2:45.340	46.990	1:16.703	41.647	225.0	5:50.331
15	1	2:56.490	51.194	1:19.308	45.988	206.1	50:00.591	3	1	2:41.538	46.112	1:13.738	41.688	226.4	8:31.869



2-ACNN/DNRT-BMW 330i Cup & Dutch Ra SUPERSPA Race 2

Sector Analysis

— Invalidated Lap ■ Personal Best ■ Session Best B Crossing the pit lane

Lap	D	Time	Sector 1	Sector 2	Sector 3	T.Spd	Elapsed	Lap	D	Time	Sector 1	Sector 2	Sector 3	T.Spd	Elapsed
5	1	2:37.750	45.314	1:12.462	39.974	228.8	13:50.056	1	1	3:17.219	1:06.763				3:17.219
6	1	3:40.852B	44.783	1:24.898	1:31.171	230.8	17:30.908	2	1	2:59.447	52.457			208.5	6:16.666
7	1	6:36.153	3:00.351	2:13.145	1:22.657	75.2	24:07.061	3	1	2:59.116	53.038			201.9	9:15.782
8	1	3:13.891	1:17.211	1:16.097	40.583	197.4	27:20.952	4	1	2:58.807	53.423			202.6	12:14.589
9	1	2:39.935	46.833	1:12.779	40.323	231.3	30:00.887	5	1	2:59.001	52.592			203.4	15:13.590
10	1	2:45.909	48.588	1:14.219	43.102	213.4	32:46.796	6	1	6:16.079B	1:34.882			80.6	21:29.669
11	1	2:40.040	45.190	1:13.572	41.278	232.3	35:26.836	7	1	4:34.380	1:45.567			80.4	26:04.049
12	1	2:41.918	44.815	1:17.144	39.959	224.1	38:08.754	8	1	3:04.358	53.985			198.9	29:08.407
13	1	2:39.138	44.448	1:12.620	42.070	235.3	40:47.892	9	1	3:02.898	53.706			198.2	32:11.305
14	1	2:40.071	45.910	1:14.147	40.014	229.8	43:27.963	10	1	3:01.802	53.680			197.4	35:13.107
15	1	2:39.512	45.171	1:14.519	39.822	202.6	46:07.475	11	1	3:03.207	53.742			196.0	38:16.314
16	1	2:38.696	44.510	1:14.271	39.915	230.3	48:46.171	12	1	3:10.439	1:00.694			185.6	41:26.753
17	1	2:38.245	44.311	1:12.948	40.986	236.3	51:24.416	13	1	3:04.264	53.098			197.8	44:31.017
								14	1	3:04.026	53.648			194.9	47:35.043
								15	1	3:08.359	55.002			193.5	50:43.402
								16	1	3:03.610	53.844			194.9	53:47.012

43 1. Arnold BAKKER
BMW E90 330i cup
BMW 330i

1	1	3:08.138	1:01.229	1:21.687	45.222		3:08.138
2	1	2:56.191	50.520	1:19.166	46.505	207.7	6:04.329
3	1	3:00.874	52.411	1:22.147	46.316	198.9	9:05.203
4	1	2:58.480	51.557	1:20.987	45.936	196.7	12:03.683
5	1	2:57.491	51.624	1:20.249	45.618	203.0	15:01.174
6	1	4:42.984B	1:07.693	2:02.196	1:33.095	79.9	19:44.158
7	1	5:54.862	2:43.181	2:05.829	1:05.852	74.4	25:39.020
8	1	2:56.552	51.438	1:19.780	45.334	201.5	28:35.572
9	1	2:58.717	51.609	1:21.405	45.703	201.5	31:34.289
10	1	2:56.384	51.121	1:19.533	45.730	204.2	34:30.673
11	1	2:57.869	51.068	1:20.492	46.309	204.2	37:28.542
12	1	2:56.028	51.199	1:19.138	45.691	204.2	40:24.570
13	1	2:56.335	50.843	1:19.494	45.998	205.7	43:20.905
14	1	2:56.403	51.410	1:19.736	45.257	205.3	46:17.308
15	1	2:56.024	51.056	1:19.456	45.512	203.0	49:13.332
16	1	2:55.526	50.789	1:19.374	45.363	204.5	52:08.858

49 1. Merijn ALDEWERELD
BMW E90 330i cup
BMW 330i

1	1	3:16.064	1:05.635	1:22.166	48.263		3:16.064
2	1	3:00.773	53.420	1:21.141	46.212	206.5	6:16.837
3	1	2:57.910	52.670	1:19.531	45.709	206.5	9:14.747
4	1	2:57.969	50.938	1:20.869	46.162	208.1	12:12.716
5	1	3:00.231	50.786	1:24.075	45.370	207.7	15:12.947
6	1	5:03.386B	1:33.737	2:01.490	1:28.159	80.4	20:16.333
7	1	5:38.348	2:39.955	2:07.436	50.957	78.8	25:54.681
8	1	2:59.584	52.675	1:21.466	45.443	203.0	28:54.265
9	1	2:57.176	51.971	1:20.451	44.754	206.1	31:51.441
10	1	2:56.360	51.406	1:19.945	45.009	206.5	34:47.801
11	1	2:56.026	50.618	1:20.484	44.924	208.9	37:43.827
12	1	2:56.373	51.324	1:20.152	44.897	204.2	40:40.200
13	1	2:57.923	51.500	1:20.491	45.932	210.9	43:38.123
14	1	2:55.666	51.268	1:19.624	44.774	209.7	46:33.789
15	1	2:56.712	50.723	1:19.305	46.684	204.5	49:30.501
16	1	2:54.237	50.033	1:19.702	44.502	212.6	52:24.738


66 1. Joris VAN HINTUM
2. Jochem VAN HINTUM
BMW E90 330i cup
BMW 330i

68 1. Semo KERIC
BMW M2
DRT

1	1	2:41.676	47.888	1:14.035	39.753		2:41.676
2	1	2:36.569	43.701	1:12.173	40.695	235.3	5:18.245
3	1	2:35.533	43.962	1:11.525	40.046	244.3	7:53.778
4	1	2:35.943	44.204	1:11.788	39.951	242.2	10:29.721
5	1	2:37.047	44.158	1:12.697	40.192	242.2	13:06.768
6	1	3:01.208B	44.132	1:14.659	1:02.417	239.5	16:07.976
7	1	6:56.337	3:00.425	2:22.960	1:32.952	65.1	23:04.313
8	1	3:43.517	1:44.814	1:18.676	40.027	86.1	26:47.830
9	1	2:37.768	44.493	1:12.965	40.310	242.7	29:25.598
10	1	2:40.700	44.986	1:15.257	40.457	215.1	32:06.298
11	1	2:38.668	44.856	1:13.512	40.300	240.0	34:44.966
12	1	2:40.830	44.513	1:12.898	43.419	244.9	37:25.796
13	1	2:39.564	45.437	1:13.563	40.564	240.5	40:05.360
14	1	2:38.101	44.194	1:13.412	40.495	243.8	42:43.461
15	1	2:38.835	44.292	1:13.800	40.743	245.5	45:22.296
16	1	2:37.461	44.088	1:13.056	40.317	245.5	47:59.757
17	1	2:39.602	43.934	1:14.345	41.323	238.4	50:39.359
18	1	2:39.062	44.311	1:13.950	40.801	208.9	53:18.421

69 1. Haso KERIC
BMW M2
DRT

1	1	2:55.305	53.401	1:19.814	42.090		2:55.305
2	1	2:47.835	46.398	1:18.921	42.516	200.0	5:43.140
3	1	2:49.891	47.529	1:18.932	43.430	225.0	8:33.031
4	1	2:49.043	46.185	1:19.304	43.554	232.3	11:22.074
5	1	2:50.242	46.792	1:19.640	43.810	233.3	14:12.316
6	1	3:57.310B	46.428	1:33.992	1:36.890	220.4	18:09.626
7	1	6:19.191	2:44.596	2:07.866	1:26.729	71.7	24:28.817
8	1	3:12.041	1:04.204	1:23.831	44.006	198.9	27:40.858
9	1	2:52.578	47.372	1:21.078	44.128	231.8	30:33.436
10	1	2:51.843	46.336	1:21.975	43.532	227.8	33:25.279
11	1	2:52.294	46.535	1:21.763	43.996	219.1	36:17.573
12	1	2:50.124	46.653	1:20.017	43.454	232.8	39:07.697
13	1	2:47.887	46.977	1:18.217	42.693	235.3	41:55.584
14	1	2:49.703	48.230	1:18.825	42.648	235.3	44:45.287
15	1	2:48.460	46.703	1:18.097	43.660	235.8	47:33.747




2-ACNN/DNRT-BMW 330i Cup & Dutch Ra SUPERSPA Race 2

Sector Analysis

— Invalidated Lap ■ Personal Best ■ Session Best B Crossing the pit lane

Lap	D	Time	Sector 1	Sector 2	Sector 3	T.Spd	Elapsed	Lap	D	Time	Sector 1	Sector 2	Sector 3	T.Spd	Elapsed
16	1	2:48.573	46.237	1:18.959	43.377	242.2	50:22.320	14	1	2:37.556	43.958	1:13.265	40.333	236.3	41:56.957
17	1	2:49.945	47.105	1:19.353	43.487	190.8	53:12.265	15	1	2:37.432	44.112	1:13.317	40.003	243.8	44:34.389
<div style="border: 1px solid black; padding: 5px; display: inline-block;"> 83 </div> 1.Erddy JANSEN 2.Stephan KNOBBEN BMW E90 330i cup BMW 330i								<div style="border: 1px solid black; padding: 5px; display: inline-block;"> 92 </div> 1.Sjoerd STIKSMA 2.Jasper STIKSMA BMW E90 330i cup BMW 330i							
								1	1	3:32.901	1:19.331				3:32.901
2	1	3:03.777	54.055	1:22.068	47.654	193.5	6:36.678	2	1	2:53.218	50.083	1:18.251	44.884	208.1	5:54.198
3	1	3:08.909	53.670			187.2	9:45.587	3	1	2:54.281	50.072	1:19.711	44.498	199.6	8:48.479
4	1	3:04.233	54.075			196.7	12:49.820	4	1	2:54.639	51.314	1:18.623	44.702	210.5	11:43.118
5	1	3:31.108	54.865			195.3	16:20.928	5	1	2:51.839	49.844	1:17.564	44.431	213.0	14:34.957
6	1	6:15.084	B 1:33.498	2:09.708	2:31.878	75.1	22:36.012	6	1	4:17.562	B 50.364	1:50.767	1:36.431	189.8	18:52.519
7	1	4:07.335	1:37.653			72.6	26:43.347	7	1	6:23.169	2:44.785	2:12.447	1:25.937	77.5	25:15.688
8	1	3:09.448	56.412			181.2	29:52.795	8	1	2:55.330	50.490	1:19.744	45.096	209.7	28:11.018
9	1	3:19.008	59.625	1:28.543	50.840	189.8	33:11.803	9	1	2:51.387	49.670	1:17.606	44.111	213.4	31:02.405
10	1	3:05.089	54.729	1:22.733	47.627	193.5	36:16.892	10	1	2:54.123	50.709	1:18.976	44.438	212.2	33:56.528
11	1	3:04.286	54.300	1:21.720	48.266	196.0	39:21.178	11	1	2:52.443	49.474	1:17.910	45.059	213.9	36:48.971
12	1	3:02.629	53.096			196.7	42:23.807	12	1	2:51.514	49.538	1:17.638	44.338	214.7	39:40.485
13	1	3:03.821	54.146			189.5	45:27.628	13	1	2:53.843	49.185	1:20.522	44.136	214.3	42:34.328
14	1	3:01.382	53.179	1:21.377	46.826	194.6	48:29.010	14	1	2:50.784	49.586	1:16.745	44.453	213.0	45:25.112
15	1	3:05.368	56.091			194.9	51:34.378	15	1	2:49.892	49.354	1:16.673	43.865	214.7	48:15.004
<div style="border: 1px solid black; padding: 5px; display: inline-block;"> 86 </div> 1.David VAN DER WEE 2.Jirry VAN VEEN BMW E36 325i DTC								<div style="border: 1px solid black; padding: 5px; display: inline-block;"> 94 </div> 1.Marcel VAN DER LIP BMW E36 M3 DTC							
								1	1	3:29.242	1:18.517				3:29.242
2	1	3:03.440	53.972			192.5	6:32.682	2	1	2:54.854	50.119	1:20.090	44.645	216.4	5:57.097
3	1	3:04.379	53.499			191.2	9:37.061	3	1	2:52.599	49.777	1:19.154	43.668	213.4	8:49.696
4	1	3:02.646	53.382	1:21.954	47.310	191.5	12:39.707	4	1	2:51.387	49.121	1:18.673	43.593	208.9	11:41.083
5	1	3:14.770	53.515			189.8	15:54.477	5	1	2:49.787	48.122	1:18.364	43.301	206.1	14:30.870
6	1	4:55.194	1:21.417			74.5	20:49.671	6	1	4:17.112	B 48.143	1:55.209	1:33.760	195.7	18:47.982
7	1	4:51.298	1:36.306	2:05.631	1:09.361	71.6	25:40.969	7	1	6:29.386	2:49.993	2:12.523	1:26.870	79.9	25:17.368
8	1	3:16.241	B 54.570			187.8	28:57.210	8	1	2:55.081	50.291	1:20.401	44.389	212.6	28:12.449
9	1	4:07.856	1:55.648			187.5	33:05.066	9	1	2:50.590	48.471	1:18.681	43.438	209.7	31:03.039
10	1	3:06.388	54.623			190.8	36:11.454	10	1	2:52.377	49.514	1:19.194	43.669	210.1	33:55.416
11	1	3:03.978	54.382	1:21.952	47.644	190.5	39:15.432	11	1	2:53.180	48.763	1:19.338	45.079	210.1	36:48.596
12	1	3:05.536	54.283			191.2	42:20.968	12	1	2:49.617	48.440	1:17.536	43.641	211.4	39:38.213
13	1	3:04.383	55.125			190.8	45:25.351	13	1	2:52.389	48.605	1:19.790	43.994	215.1	42:30.602
14	1	3:02.213	53.740			191.8	48:27.564	14	1	2:52.969	48.686	1:20.132	44.151	210.1	45:23.571
15	1	3:04.959	53.553			190.8	51:32.523	15	1	2:50.802	48.226	1:18.230	44.346	208.9	48:14.373
<div style="border: 1px solid black; padding: 5px; display: inline-block;"> 91 </div> 1.Hjelte HOFFNER BMW 240i DRT								<div style="border: 1px solid black; padding: 5px; display: inline-block;"> 96 </div> 1.Michael HERMANS 2.Noah HERMANS BMW 240i DRT							
								1	1	2:37.527	46.349	1:11.665	39.513		2:37.527
2	1	2:33.594	43.585	1:10.757	39.252	243.8	5:11.121	2	1	2:43.128	45.903	1:14.997	42.228	231.8	5:33.214
3	1	2:34.248	43.712	1:10.715	39.821	243.8	7:45.369	3	1	2:45.874	49.548	1:14.426	41.900	219.1	8:19.088
4	1	2:34.226	43.752	1:10.899	39.575	246.0	10:19.595	4	1	2:41.437	45.401	1:13.459	42.577	235.3	11:00.525
5	1	2:35.773	44.090	1:11.789	39.894	243.8	12:55.368	5	1	2:41.692	45.215	1:14.260	42.217	237.9	13:42.217
6	1	2:44.728	44.412	1:16.619	43.697	238.4	15:40.096	6	1	3:41.091	B 46.063	1:23.727	1:31.301	229.3	17:23.308
7	1	5:14.034	B 1:32.824	2:02.827	1:38.383	79.4	20:54.130								
8	1	5:12.136	2:38.775	1:52.204	41.157	85.2	26:06.266								
9	1	2:41.213	45.509	1:15.015	40.689	238.9	28:47.479								
10	1	2:39.711	44.407	1:15.290	40.014	229.8	31:27.190								
11	1	2:37.093	44.843	1:12.307	39.943	243.8	34:04.283								
12	1	2:37.609	44.063	1:13.609	39.937	231.8	36:41.892								
13	1	2:37.509	43.845	1:13.123	40.541	238.4	39:19.401								



2-ACNN/DNRT-BMW 330i Cup & Dutch Ra SUPERSPA Race 2

Sector Analysis

— Invalidated Lap ■ Personal Best ■ Session Best B Crossing the pit lane

Lap	D	Time	Sector 1	Sector 2	Sector 3	T.Spd	Elapsed	Lap	D	Time	Sector 1	Sector 2	Sector 3	T.Spd	Elapsed
7	1	6:33.751	3:02.543	2:06.936	1:24.272	76.4	23:57.059	3	1	3:02.689	54.331	1:21.855	46.503	184.6	9:34.270
8	1	3:20.995	1:22.347	1:17.227	41.421	208.1	27:18.054	4	1	3:03.932	53.913	1:22.453	47.566	181.5	12:38.202
9	1	2:41.657	45.216	1:14.131	42.310	240.5	29:59.711	5	1	3:15.468	53.475	1:28.553	53.440	181.2	15:53.670
10	1	2:43.433	47.436	1:14.797	41.200	232.8	32:43.144	6	1	5:03.516 B	1:21.088	2:02.753	1:39.675	73.0	20:57.186
11	1	2:43.113	45.753	1:14.061	43.299	223.1	35:26.257	7	1	5:19.941	2:41.899	1:50.973	47.069	79.4	26:17.127
12	1	2:40.853	44.929	1:14.170	41.754	232.3	38:07.110	8	1	3:03.289	53.897	1:22.860	46.532	186.5	29:20.416
13	1	2:41.577	44.802	1:13.655	43.120	241.1	40:48.687	9	1	3:03.134	53.731	1:22.517	46.886	186.9	32:23.550
14	1	2:39.193	44.994	1:13.819	40.380	241.1	43:27.880	10	1	3:04.053	53.458	1:21.959	48.636	184.9	35:27.603
15	1	2:39.360	44.598	1:14.428	40.334	244.3	46:07.240	11	1	3:04.743	53.124	1:22.792	48.827	189.1	38:32.346
16	1	2:38.265	44.520	1:13.478	40.267	232.8	48:45.505	12	1	3:04.433	53.562	1:21.805	49.066	183.1	41:36.779
17	1	2:38.667	44.406	1:13.400	40.861	243.2	51:24.172	13	1	3:03.379	53.616	1:22.752	47.011	186.2	44:40.158

113 1.Folkert ROSENKAMP BMW E36 328 DTC

1	1	3:34.343	1:20.534				3:34.343
2	1	3:03.650	53.675			190.8	6:37.993
3	1	3:03.290	52.949			189.8	9:41.283
4	1	3:04.487	52.540			189.5	12:45.770
5	1	3:09.265	52.385			194.2	15:55.035
6	1	5:03.005 B	1:21.863			81.7	20:58.040
7	1	5:18.016	2:39.485			80.2	26:16.056
8	1	3:01.514	53.463			190.8	29:17.570
9	1	3:03.380	52.617			186.5	32:20.950
10	1	2:59.800	52.658			189.8	35:20.750
11	1	2:59.703	51.695			194.6	38:20.453
12	1	3:00.676	54.358			190.5	41:21.129
13	1	2:57.235	52.221			193.9	44:18.364
14	1	2:58.881	51.691			195.3	47:17.245
15	1	2:59.474	51.970			196.7	50:16.719
16	1	2:59.276	52.221			194.2	53:15.995

121 1.Joy LAGERWEIJ BMW 123d DTC
2.Youri AGTERBERG

1	1	3:19.767	1:07.630				3:19.767
2	1	3:00.068	53.137			198.9	6:19.835
3	1	2:59.656	51.020			203.8	9:19.491
4	1	3:01.170	51.525			196.0	12:20.661
5	1	3:06.699	52.154			184.3	15:27.360
6	1	5:21.404 B	1:38.502			83.3	20:48.764
7	1	5:26.893	2:47.040	1:53.276	46.577	74.1	26:15.657
8	1	3:02.331	53.278			196.7	29:17.988
9	1	3:02.526	52.035			200.0	32:20.514
10	1	2:59.371	51.525			196.7	35:19.885
11	1	2:59.713	51.252			199.3	38:19.598
12	1	2:59.132	52.802			197.1	41:18.730
13	1	2:58.756	51.194			197.1	44:17.486
14	1	2:59.653	51.296			200.7	47:17.139
15	1	3:03.094	53.275			184.9	50:20.233
16	1	3:00.387	51.515			189.5	53:20.620

124 1.Henk MAAS DW-16 DTC

1	1	3:27.598	1:15.089	1:24.202	48.307		3:27.598
2	1	3:03.983	53.633	1:22.754	47.596	187.8	6:31.581


125 1.Milan HERMANS MaxLeaseCup DTC
2.Alexander GROOTHUIZEN

1	1	3:41.922	1:25.007	1:26.505	50.410		3:41.922
2	1	3:13.253	58.349	1:24.215	50.689	171.2	6:55.175
3	1	3:12.684	57.358	1:24.537	50.789	173.1	10:07.859
4	1	3:14.303	57.512	1:25.179	51.612	167.7	13:22.162
5	1	3:59.890 B	58.518	1:30.780	1:30.592	162.9	17:22.052
6	1	6:34.110	3:02.901	2:07.483	1:23.726	75.5	23:56.162
7	1	3:46.873	1:28.814	1:27.484	50.575	149.4	27:43.035
8	1	3:17.142	57.620	1:27.956	51.566	174.2	31:00.177
9	1	3:13.043	58.125	1:25.337	49.581	171.7	34:13.220
10	1	3:14.583	58.129	1:25.220	51.234	169.5	37:27.803
11	1	3:11.997	58.162	1:23.744	50.091	172.5	40:39.800
12	1	3:13.279	58.373	1:24.682	50.224	173.9	43:53.079
13	1	3:12.072	57.969	1:23.832	50.271	172.2	47:05.151
14	1	3:13.437	58.052	1:23.479	51.906	174.2	50:18.588
15	1	3:09.826	57.531	1:22.726	49.569	175.9	53:28.414

131 1.Menno JONGMA Fort Mustang V8 GT DTC
2.Laurens HAAIMA

1	1	3:16.788	1:06.618				3:16.788
2	1	2:59.129	51.856			203.8	6:15.917
3	1	2:57.858	51.531			204.2	9:13.775
4	1	2:59.307	51.324			200.4	12:13.082
5	1	3:00.153	51.659			203.4	15:13.235
6	1	4:57.080	1:34.677			78.3	20:10.315
7	1	5:15.589 B	1:35.892			79.1	25:25.904
8	1	4:22.733	2:13.210			201.1	29:48.637
9	1	3:00.008	51.953			203.4	32:48.645
10	1	2:58.876	52.105			200.0	35:47.521
11	1	2:57.988	51.270			203.4	38:45.509
12	1	2:59.247	51.707			200.0	41:44.756
13	1	2:58.125	51.350			200.0	44:42.881
14	1	2:59.019	51.590			203.4	47:41.900
15	1	3:00.082	51.319			208.9	50:41.982
16	1	2:57.564	51.579			203.8	53:39.546

138 1.Matthijs TERLOUW BMW Compact DRT



2-ACNN/DNRT-BMW 330i Cup & Dutch Ra SUPERSPA Race 2

Sector Analysis

— Invalidated Lap ■ Personal Best ■ Session Best B Crossing the pit lane

Lap	D	Time	Sector 1	Sector 2	Sector 3	T.Spd	Elapsed	Lap	D	Time	Sector 1	Sector 2	Sector 3	T.Spd	Elapsed
1	1	3:20.380	1:07.808				3:20.380	17	1	2:48.552	48.351	1:16.118	44.083	204.9	53:13.769
2	1	3:01.046	52.896			186.9	6:21.426								
3	1	2:59.387	52.097			200.4	9:20.813								
4	1	3:01.231	52.295			195.3	12:22.044								
5	1	3:07.253	52.426			197.1	15:29.297								
6	1	5:21.915 B	1:38.619	2:06.026	1:37.270	78.8	20:51.212								
7	1	5:23.702	2:45.330			72.0	26:14.914								
8	1	2:59.777	51.964			201.1	29:14.691								
9	1	3:00.186	51.895			187.5	32:14.877								
10	1	2:58.485	51.911			201.5	35:13.362								
11	1	2:59.417	53.051			198.9	38:12.779								
12	1	3:00.907	51.474	1:23.246	46.187	199.6	41:13.686								
13	1	2:59.658	52.119			200.4	44:13.344								
14	1	2:59.117	52.159			200.4	47:12.461								
15	1	2:58.636	51.975			201.9	50:11.097								
16	1	3:00.974	51.880	1:22.588	46.506	203.4	53:12.071								

206 1.Johan HOOGEWERFF
Volvo S60
DTC

1	1	2:58.462					2:58.462
2	1	2:48.335					5:46.797
3	1	2:47.712					8:34.509
4	1	2:47.737					11:22.246
5	1	2:47.110					14:09.356
6	1	3:54.325 B					18:03.681
7	1	5:28.899 B					23:32.580
8	1	4:12.840					27:45.420
9	1	2:48.286					30:33.706
10	1	2:48.460					33:22.166
11	1	2:45.838					36:08.004
12	1	2:45.212					38:53.216
13	1	2:47.911					41:41.127
14	1	2:47.086					44:28.213
15	1	2:46.935					47:15.148
16	1	2:46.537					50:01.685
17	1	2:47.838					52:49.523

411 1.Jacob KUIL
2.Mark WIERINGA
Zilhouette 3.0 GTR
DTC

1	1	2:57.361	54.721	1:19.074	43.566		2:57.361
2	1	2:46.687	48.610	1:15.494	42.583	204.5	5:44.048
3	1	2:49.559	48.290	1:17.628	43.641	211.4	8:33.607
4	1	2:48.991	47.605	1:17.537	43.849	212.6	11:22.598
5	1	2:47.010	47.676	1:16.462	42.872	204.5	14:09.608
6	1	3:48.394	48.082	1:33.984	1:26.328	204.2	17:58.002
7	1	5:30.302 B	1:39.253	2:13.217	1:37.832	74.6	23:28.304
8	1	4:13.818	2:10.228	1:18.900	44.690	201.9	27:42.122
9	1	2:52.492	48.981	1:18.590	44.921	198.9	30:34.614
10	1	2:51.751	49.175	1:18.356	44.220	186.2	33:26.365
11	1	2:50.172	48.638	1:17.610	43.924	202.2	36:16.537
12	1	2:50.449	48.288	1:18.498	43.663	201.5	39:06.986
13	1	2:50.688	48.481	1:17.704	44.503	203.0	41:57.674
14	1	2:49.106	49.146	1:16.291	43.669	206.5	44:46.780
15	1	2:49.445	48.105	1:17.659	43.681	205.7	47:36.225
16	1	2:48.992	48.561	1:15.679	44.752	205.7	50:25.217

420 1.Oscar VIANEN
2.Alain BERG
Zilhouette 3.0 sport
DTC

1	1	3:14.549	1:05.192	1:21.774	47.583		3:14.549
2	1	2:58.866	50.701	1:21.850	46.315	196.7	6:13.415
3	1	2:54.545	50.302	1:19.456	44.787	208.5	9:07.960
4	1	2:53.634	50.639	1:18.391	44.604	208.9	12:01.594
5	1	2:53.766	50.064	1:18.968	44.734	211.4	14:55.360
6	1	4:36.144	1:06.469	2:07.751	1:21.924	69.9	19:31.504
7	1	5:13.637 B	1:39.255	2:04.116	1:30.266	82.4	24:45.141
8	1	4:11.040	2:07.778	1:19.453	43.809	205.3	28:56.181
9	1	2:50.458	49.515	1:17.370	43.573	204.5	31:46.639
10	1	2:48.496	48.816	1:16.649	43.031	206.9	34:35.135
11	1	2:49.489	48.313	1:16.398	44.778	213.4	37:24.624
12	1	2:47.801	48.478	1:16.022	43.301	214.7	40:12.425
13	1	2:48.797	48.105	1:16.923	43.769	213.4	43:01.222
14	1	2:48.978	48.346	1:15.744	44.888	210.9	45:50.200
15	1	2:48.013	48.786	1:15.447	43.780	210.9	48:38.213
16	1	2:49.932	48.063	1:17.770	44.099	213.9	51:28.145

444 1.Raymon KUIL
Zilhouette 3.0 sport
DTC


1	1	3:07.112	1:02.015	1:20.494	44.603		3:07.112
2	1	2:52.518	50.148	1:17.954	44.416	200.0	5:59.630
3	1	2:51.351	50.205	1:17.056	44.090	201.5	8:50.981
4	1	2:50.990	49.637	1:17.296	44.057	208.1	11:41.971
5	1	2:50.668	49.486	1:16.979	44.203	197.8	14:32.639
6	1	4:17.224 B	49.459	1:52.725	1:35.040	193.5	18:49.863
7	1	6:03.952	2:34.188	2:06.531	1:23.233	75.7	24:53.815
8	1	3:01.142	56.959	1:18.848	45.335	195.3	27:54.957
9	1	2:53.927	50.610	1:18.045	45.272	197.8	30:48.884
10	1	2:53.293	50.249	1:18.576	44.468	201.5	33:42.177
11	1	2:52.514	51.448	1:17.270	43.796	197.1	36:34.691
12	1	2:51.801	49.883	1:17.586	44.332	201.9	39:26.492
13	1	2:51.878	50.276	1:16.853	44.749	196.7	42:18.370
14	1	2:51.540	50.271	1:17.334	43.935	201.9	45:09.910
15	1	2:53.210	50.862	1:17.934	44.414	194.2	48:03.120
16	1	2:51.069	49.989	1:17.256	43.824	199.6	50:54.189
17	1	2:51.742	49.694	1:17.950	44.098	200.7	53:45.931

469 1.Jan-Berry DRENTH
Zilhouette 3.0 sport
DTC

1	1	3:09.001	1:03.984	1:20.378	44.639		3:09.001
2	1	2:53.412	50.043	1:16.396	46.973	197.8	6:02.413
3	1	2:54.631	52.454	1:16.398	45.779	194.9	8:57.044
4	1	2:59.094	51.964	1:19.099	48.031	190.1	11:56.138

498 1.Pieter DE JONG
2.Jack HOEKSTRA
Zilhouette 3.0
DTC

1	1	2:52.870	53.070	1:16.594	43.206		2:52.870
2	1	2:47.826	49.342	1:15.961	42.523	208.1	5:40.696
3	1	2:47.048	48.497	1:15.278	43.273	210.5	8:27.744




2-ACNN/DNRT-BMW 330i Cup & Dutch Ra SUPERSPA Race 2

Sector Analysis

— Invalidated Lap ■ Personal Best ■ Session Best B Crossing the pit lane

Lap	D	Time	Sector 1	Sector 2	Sector 3	T.Spd	Elapsed	Lap	D	Time	Sector 1	Sector 2	Sector 3	T.Spd	Elapsed
901 1.Martin HUISMAN Porsche Cayman Cup PCR															
4	1	2:47.476	48.396	1:16.015	43.065	211.4	11:15.220								
5	1	2:46.620	49.014	1:14.736	42.870	208.9	14:01.840								
6	1	3:57.705 B	48.582	1:38.589	1:30.534	213.0	17:59.545								
7	1	6:24.147	2:51.718	2:07.614	1:24.815	78.8	24:23.692								
8	1	3:08.848	1:08.365	1:16.990	43.493	199.3	27:32.540								
9	1	2:51.756	49.048	1:18.317	44.391	203.8	30:24.296								
10	1	2:51.222	49.404	1:17.690	44.128	204.5	33:15.518								
11	1	2:50.240	50.165	1:16.407	43.668	205.3	36:05.758								
12	1	2:47.926	48.808	1:15.698	43.420	203.0	38:53.684								
13	1	2:47.952	48.793	1:16.081	43.078	209.3	41:41.636								
14	1	2:49.230	48.953	1:17.600	42.677	205.7	44:30.866								
15	1	2:48.619	48.256	1:17.142	43.221	207.7	47:19.485								
16	1	2:48.734	49.042	1:16.338	43.354	205.3	50:08.219								
17	1	2:47.861	48.587	1:15.600	43.674	205.7	52:56.080								
902 1.Andreas PAASSEN Porsche 911 RSR PCR															
1	1	3:11.089	59.177				3:11.089								
2	1	3:01.875	49.491	1:24.394	47.990	180.9	6:12.964								
3	1	3:02.940	49.128				197.1	9:15.904							
4	1	3:01.538	53.840				181.2	12:17.442							
5	1	3:00.662	49.712	1:25.822	45.128	189.1	15:18.104								
6	1	4:56.954	1:32.530				75.7	20:15.058							
7	1	5:07.160	1:32.907	2:09.463	1:24.790	81.4	25:22.218								
8	1	3:01.276	49.973	1:25.780	45.523	193.9	28:23.494								
9	1	3:02.282	50.436				175.6	31:25.776							
10	1	3:01.487	51.823	1:24.389	45.275	177.0	34:27.263								
11	1	2:58.799	49.168				201.1	37:26.062							
12	1	2:56.874	49.193	1:21.997	45.684	190.1	40:22.936								
13	1	3:00.041	49.032	1:23.845	47.164	206.5	43:22.977								
14	1	2:59.174	51.300	1:22.828	45.046	182.1	46:22.151								
15	1	2:57.141	49.132	1:22.474	45.535	182.1	49:19.292								
16	1	2:58.425	48.829				206.9	52:17.717							
903 1.Wilbert GROENEWOUD Porsche 996 PCR															
1	1	3:05.230	57.129	1:22.754	45.347		3:05.230								
2	1	2:58.325	49.259	1:20.680	48.386	210.9	6:03.555								
3	1	3:00.828	51.718	1:23.349	45.761	207.3	9:04.383								
4	1	2:56.665	49.507	1:21.643	45.515	197.4	12:01.048								
5	1	2:55.705	49.749	1:21.398	44.558	210.9	14:56.753								
6	1	4:45.979 B	1:10.168	2:03.359	1:32.452	84.5	19:42.732								
7	1	5:58.320	2:51.107	2:04.070	1:03.143	89.0	25:41.052								
8	1	2:56.820	49.811	1:21.908	45.101	180.6	28:37.872								
9	1	2:54.698	48.921	1:21.031	44.746	218.6	31:32.570								
10	1	2:53.629	48.910	1:19.934	44.785	216.9	34:26.199								
11	1	2:52.634	49.132	1:19.627	43.875	217.7	37:18.833								
12	1	2:52.325	48.865	1:18.994	44.466	212.6	40:11.158								
13	1	2:53.715	48.533	1:20.911	44.271	210.9	43:04.873								
14	1	2:53.622	48.858	1:19.910	44.854	222.2	45:58.495								
15	1	2:53.725	48.989	1:19.884	44.852	216.0	48:52.220								
16	1	2:51.729	48.330	1:18.810	44.589	219.1	51:43.949								
904 1.Henrik HOEFFNER Porsche 997 DRT															
1	1	2:40.488	47.598	1:12.864	40.026		2:40.488								
2	1	2:35.705	43.929	1:12.119	39.657	241.6	5:16.193								
3	1	2:35.736	43.814	1:12.221	39.701	243.8	7:51.929								
4	1	2:36.520	43.665	1:12.781	40.074	242.2	10:28.449								
5	1	2:36.685	43.731	1:13.052	39.902	229.8	13:05.134								
6	1	3:03.891 B	43.532	1:16.661	1:03.698	233.8	16:09.025								
7	1	6:54.672	2:58.557	2:23.191	1:32.924	67.6	23:03.697								
8	1	3:42.600	1:44.781	1:18.583	39.236	82.3	26:46.297								
9	1	2:37.021	43.777	1:13.190	40.054	232.3	29:23.318								
10	1	2:37.857	44.374	1:13.726	39.757	219.5	32:01.175								
11	1	2:35.641	43.654	1:11.969	40.018	214.3	34:36.816								
12	1	2:36.628	43.627	1:13.593	39.408	241.1	37:13.444								
13	1	2:35.027	42.832	1:12.860	39.335	237.4	39:48.471								
14	1	2:37.021	43.884	1:13.550	39.587	235.8	42:25.492								
15	1	2:37.880	43.800	1:13.149	40.931	204.9	45:03.372								
16	1	2:38.312	43.516	1:13.459	41.337	235.8	47:41.684								
17	1	2:35.595	43.915	1:12.145	39.535	224.1	50:17.279								
18	1	2:36.506	44.263	1:12.597	39.646	229.3	52:53.785								
905 1.Sander ROEST Porsche 944 3.0 PCR															
1	1	3:29.603	1:16.221	1:24.447	48.935		3:29.603								
2	1	3:05.301	54.537	1:23.249	47.515	190.8	6:34.904								
3	1	3:04.862	53.731				188.5	9:39.766							
4	1	3:05.787	53.731				187.2	12:45.553							
5	1	3:23.835	53.846				183.4	16:09.388							
6	1	5:20.734	1:41.424				77.1	21:30.122							
7	1	4:33.314	1:42.127				80.7	26:03.436							
8	1	3:04.822	53.727	1:23.036	48.059	187.8	29:08.258								
9	1	3:07.101	54.210				185.2	32:15.359							
10	1	3:07.793	54.451	1:24.358	48.984	184.6	35:23.152								
11	1	3:08.380	54.442				187.8	38:31.532							
12	1	3:06.527	55.025				182.4	41:38.059							
13	1	3:06.243	54.212				185.2	44:44.302							



2-ACNN/DNRT-BMW 330i Cup & Dutch Ra SUPERSPA Race 2

Sector Analysis

— Invalidated Lap ■ Personal Best ■ Session Best B Crossing the pit lane

Lap	D	Time	Sector 1	Sector 2	Sector 3	T.Spd	Elapsed	Lap	D	Time	Sector 1	Sector 2	Sector 3	T.Spd	Elapsed
14	1	3:06.909	53.881			188.2	47:51.211	5	1	2:40.034	45.544			234.8	13:20.061
15	1	3:04.337	53.905			188.2	50:55.548	6	1	3:07.036	B 45.656	1:18.688	1:02.692	224.1	16:27.097
16	1	3:05.116	54.020			182.7	54:00.664	7	1	6:38.080	2:42.360	2:22.673	1:33.047	65.3	23:05.177

920 1.Han WANNET
Porsche 944 cup
PCR

1	1	4:06.882	B 1:36.828				4:06.882
2	1	3:44.467	1:28.593	1:26.120	49.754	168.5	7:51.349
3	1	3:11.949	55.923			178.8	11:03.298
4	1	3:12.961	55.788			179.1	14:16.259
5	1	4:20.742	55.412			186.2	18:37.001
6	1	5:05.576	1:40.555	2:05.699	1:19.322	79.8	23:42.577
7	1	3:52.099	1:33.078	1:30.196	48.825	136.7	27:34.676
8	1	3:09.198	54.838	1:25.869	48.491	185.2	30:43.874
9	1	3:08.159	54.917			184.0	33:52.033
10	1	3:07.033	54.923	1:23.981	48.129	187.2	36:59.066
11	1	3:05.688	54.383			186.5	40:04.754
12	1	3:08.341	54.262			186.9	43:13.095
13	1	3:06.742	54.617	1:23.683	48.442	186.5	46:19.837
14	1	3:05.751	54.224	1:23.215	48.312	189.1	49:25.588
15	1	3:07.673	54.495			188.2	52:33.261

921 1.Felix VAN DAAL
Porsche 987 Cayman S
PCR

1	1	3:01.867	55.472	1:21.534	44.861		3:01.867
2	1	2:53.608	50.253	1:18.984	44.371	221.8	5:55.475
3	1	2:52.131	48.563	1:18.935	44.633	219.1	8:47.606
4	1	2:52.097	48.554	1:18.558	44.985	220.4	11:39.703
5	1	2:50.342	48.380	1:18.026	43.936	221.3	14:30.045
6	1	4:11.245	48.157	1:55.661	1:27.427	185.2	18:41.290
7	1	5:03.807	1:39.164	2:05.365	1:19.278	65.1	23:45.097
8	1	3:35.758	1:30.242	1:20.483	45.033	169.0	27:20.855
9	1	2:51.768	49.126	1:18.663	43.979	216.0	30:12.623
10	1	2:51.627	48.465	1:18.829	44.333	220.4	33:04.250
11	1	2:51.271	48.574	1:17.616	45.081	221.3	35:55.521
12	1	2:50.260	48.342			220.9	38:45.781
13	1	2:50.793	48.995	1:17.655	44.143	220.9	41:36.574
14	1	2:53.163	48.197	1:18.791	46.175	221.3	44:29.737
15	1	2:52.356	48.948	1:19.318	44.090	210.9	47:22.093
16	1	2:52.570	48.516	1:19.204	44.850	219.1	50:14.663
17	1	2:50.996	48.598	1:18.658	43.740	223.6	53:05.659

923 1.Joris HAVERMANS
Porsche Cayman GT4
PCR

1	1	2:47.059	51.595	1:13.960	41.504		2:47.059
2	1	2:39.950	45.278	1:13.982	40.690	241.1	5:27.009

924 1.Dennis VOGEL
Porsche Cayman GT4
PCR


1	1	2:44.694	48.875	1:15.484	40.335		2:44.694
2	1	2:38.306	45.263			233.3	5:23.000
3	1	2:38.510	45.305	1:12.638	40.567	235.8	8:01.510
4	1	2:38.517	45.508	1:12.362	40.647	227.4	10:40.027

925 1.Timothy Theodorus DANJC
Porsche 944
PCR

1	1	3:23.692	1:09.236	1:26.983	47.473		3:23.692
2	1	3:06.061	53.935	1:24.370	47.756	189.8	6:29.753
3	1	3:03.922	54.599	1:21.784	47.539	187.8	9:33.675
4	1	3:09.143	54.852	1:26.656	47.635	185.9	12:42.818
5	1	3:14.050	53.816	1:26.085	54.149	189.8	15:56.868
6	1	5:08.660	B 1:21.951	2:02.187	1:44.522	81.4	21:05.528
7	1	4:57.340	1:54.486	2:11.024	51.830	74.1	26:02.868
8	1	3:02.753	53.535	1:21.824	47.394	190.8	29:05.621
9	1	3:02.444	53.753	1:21.502	47.189	188.8	32:08.065
10	1	3:04.209	53.717	1:21.455	49.037	189.5	35:12.274
11	1	3:04.846	55.002	1:22.896	46.948	192.5	38:17.120
12	1	3:04.952	56.246	1:21.106	47.600	184.9	41:22.072
13	1	3:01.703	53.430	1:20.887	47.386	192.5	44:23.775
14	1	3:05.058	53.764	1:22.506	48.788	190.5	47:28.833
15	1	3:01.121	53.276	1:20.874	46.971	192.5	50:29.954
16	1	3:00.834	53.254	1:20.474	47.106	193.9	53:30.788

931 1.Hans WESTERBEEK
Porsche Cayman S
PCR

1	1	2:59.954	54.727	1:20.369	44.858		2:59.954
2	1	2:51.763	48.762	1:18.652	44.349	208.1	5:51.717
3	1	2:53.526	51.208	1:18.470	43.848	217.7	8:45.243
4	1	2:51.103	48.743	1:18.946	43.414	216.4	11:36.346
5	1	2:49.411	48.789	1:17.319	43.303	218.2	14:25.757
6	1	4:12.923	48.344	1:56.332	1:28.247	181.6	18:38.680
7	1	5:05.025	1:39.515	2:05.872	1:19.638	72.2	23:43.705
8	1	3:35.694	1:29.870	1:20.937	44.887	168.2	27:19.399
9	1	2:50.796	48.970	1:18.569	43.257	205.7	30:10.195
10	1	2:52.884	48.935	1:20.121	43.828	221.3	33:03.079
11	1	2:50.295	48.501	1:17.625	44.169	220.4	35:53.374
12	1	2:50.484	48.739	1:18.213	43.532	222.7	38:43.858
13	1	2:50.591	48.685	1:18.395	43.511	221.3	41:34.449
14	1	2:53.093	49.234	1:19.558	44.301	218.6	44:27.542
15	1	2:53.315	49.025	1:20.179	44.111	213.4	47:20.857
16	1	2:54.329	49.112	1:20.760	44.457	219.5	50:15.186
17	1	2:50.684	48.564	1:18.515	43.605	206.5	53:05.870




2-ACNN/DNRT-BMW 330i Cup & Dutch Ra SUPERSPA Race 2

Sector Analysis

— Invalidated Lap ■ Personal Best ■ Session Best B Crossing the pit lane

Lap	D	Time	Sector 1	Sector 2	Sector 3	T.Spd	Elapsed	Lap	D	Time	Sector 1	Sector 2	Sector 3	T.Spd	Elapsed		
932	1. Job VAN DEN BROEK Porsche 944 PCR							15	1	2:45.001	47.593	1:15.223	42.185	226.4	46:41.616		
	1	4:52.084	B	2:24.058	1:24.828	1:03.198	4:52.084	16	1	2:47.129	46.701	1:17.029	43.399	217.3	49:28.745		
	2	4:15.155		2:03.479	1:24.094	47.582	181.2	9:07.239	17	1	2:46.698	47.209	1:15.785	43.704	229.8	52:15.443	
	3	3:09.753		56.296	1:24.231	49.226	180.9	12:16.992									
	4	3:11.727		55.183	1:27.522	49.022	179.7	15:28.719									
	5	5:14.854		1:38.547	2:06.416	1:29.891	75.2	20:43.573									
	6	5:02.951		1:40.211	2:06.102	1:16.638	76.7	25:46.524									
	7	3:25.955		1:10.819	1:25.503	49.633	146.5	29:12.479									
	8	3:09.442		55.064	1:24.515	49.863	180.3	32:21.921									
	9	3:10.666		55.169	1:25.842	49.655	172.8	35:32.587									
	10	1	3:09.379		55.568	1:24.610	49.201	183.4	38:41.966								
	11	1	3:09.708		55.269	1:25.497	48.942	181.5	41:51.674								
	12	1	3:15.046		59.917	1:25.564	49.565	173.6	45:06.720								
	13	1	3:09.819		55.423	1:25.173	49.223	180.0	48:16.539								
14	1	3:10.984		55.520	1:25.109	50.355	181.2	51:27.523									
943	1. Olivier VAN OOSTROM Porsche 944 2.5 PCR							15	1	2:45.001	47.593	1:15.223	42.185	226.4	46:41.616		
	1	3:25.421		1:13.034	1:23.799	48.588	3:25.421	16	1	2:47.129	46.701	1:17.029	43.399	217.3	49:28.745		
	2	3:05.733		54.729	1:23.172	47.832	189.1	6:31.154	17	1	2:46.698	47.209	1:15.785	43.704	229.8	52:15.443	
	3	3:08.036		55.421	1:23.980	48.635	185.9	9:39.190									
	4	3:07.573		54.142	1:23.391	50.040	190.1	12:46.763									
	5	3:23.125		53.762	1:25.983	1:03.380	190.1	16:09.888									
	6	5:21.155		1:42.113	2:10.748	1:28.294	80.5	21:31.043									
	7	4:34.036		1:42.200	2:03.383	48.453	82.3	26:05.079									
	8	3:06.760		54.129	1:24.125	48.506	191.8	29:11.839									
	9	3:06.885		54.205	1:24.129	48.551	190.1	32:18.724									
	10	3:07.429		55.177	1:23.713	48.539	187.5	35:26.153									
	11	3:08.059		55.351	1:24.156	48.552	189.8	38:34.212									
	12	3:05.727		54.071	1:23.451	48.205	190.5	41:39.939									
	13	3:06.834		54.246	1:23.291	49.297	190.8	44:46.773									
14	3:05.539		54.065	1:23.344	48.130	190.5	47:52.312										
15	1	3:04.858		53.908	1:22.969	47.981	190.5	50:57.170									
16	1	3:06.608		54.298	1:23.866	48.444	188.2	54:03.778									
948	1. Ralf WILLEMS Porsche 911 PCR							15	1	2:45.001	47.593	1:15.223	42.185	226.4	46:41.616		
	1	2:35.614		45.616	1:10.928	39.070	2:35.614	16	1	2:47.129	46.701	1:17.029	43.399	217.3	49:28.745		
	2	2:33.143		42.996	1:10.941	39.206	243.8	5:08.757	17	1	2:46.698	47.209	1:15.785	43.704	229.8	52:15.443	
	3	2:33.382		43.342	1:11.008	39.032	247.7	7:42.139									
	4	2:34.517		43.138	1:11.782	39.597	242.7	10:16.656									
	5	2:35.243		43.733	1:12.239	39.271	244.9	12:51.899									
	6	2:39.694		43.722	1:15.017	40.955	233.3	15:31.593									
	7	5:12.853		1:37.562	2:05.746	1:29.545	84.6	20:44.446									
	8	4:48.735		1:39.651	2:06.148	1:02.936	72.6	25:33.181									
	9	2:37.340		43.495	1:13.213	40.632	242.7	28:10.521									
	10	2:34.114		43.160	1:12.172	38.782	237.9	30:44.635									
	11	2:32.505		43.152	1:10.868	38.485	244.3	33:17.140									
	12	2:34.298		43.228	1:11.959	39.111	227.8	35:51.438									
	13	2:33.002		42.422	1:11.521	39.059	248.3	38:24.440									
14	2:34.569		44.036	1:11.892	38.641	234.8	40:59.009										
15	2:31.853		42.768	1:10.496	38.589	243.2	43:30.862										
16	2:33.056		42.575	1:12.255	38.226	220.0	46:03.918										
17	1	2:31.449		42.755	1:09.790	38.904	246.0	48:35.367									
18	1	2:33.164		42.511	1:12.300	38.353	240.5	51:08.531									
961	1. Edwin VAN WIJNGAARDE Porsche 991.2 PCR							15	1	2:45.001	47.593	1:15.223	42.185	226.4	46:41.616		
	1	2:46.471		48.206	1:16.606	41.659	2:46.471	16	1	2:47.129	46.701	1:17.029	43.399	217.3	49:28.745		
	2	2:39.287		44.700	1:14.506	40.081	234.3	5:25.758	17	1	2:46.698	47.209	1:15.785	43.704	229.8	52:15.443	
	3	2:37.671		44.259	1:13.421	39.991	230.8	8:03.429									
	4	2:39.397		45.234	1:14.260	39.903	209.3	10:42.826									
	5	2:38.070		44.235	1:13.991	39.844	229.8	13:20.896									
	6	3:00.861		43.525	1:16.299	1:01.037	243.8	16:21.757									
	7	5:11.247		1:33.725	2:09.762	1:27.760	71.8	21:33.004									
	8	4:27.141		1:41.398	2:01.484	44.259	78.1	26:00.145									
	936	1. Gijs VAN GOOSWILLIGEN Porsche Cayman PCR							15	1	2:45.001	47.593	1:15.223	42.185	226.4	46:41.616	
		1	3:17.065		1:09.860	1:21.400	45.805	3:17.065	16	1	2:47.129	46.701	1:17.029	43.399	217.3	49:28.745	
		2	2:54.498		49.305	1:18.682	46.511	218.6	6:11.563	17	1	2:46.698	47.209	1:15.785	43.704	229.8	52:15.443
		3	2:48.212		47.418	1:17.288	43.506	222.2	8:59.775								
		4	2:47.087		48.466	1:16.069	42.552	219.1	11:46.862								
5		2:48.044		49.136	1:15.803	43.105	225.5	14:34.906									
6		4:08.034		48.150	1:52.296	1:27.588	182.4	18:42.940									
7		5:02.752		1:38.138	2:05.280	1:19.334	66.7	23:45.692									
8		3:27.834		1:28.625	1:16.732	42.477	175.0	27:13.526									
9		2:45.746		47.291	1:15.507	42.948	228.3	29:59.272									
10		2:51.244		50.871	1:17.701	42.672	216.4	32:50.516									
11		2:45.477		47.566	1:15.415	42.496	226.4	35:35.993									
12		2:46.598		47.520	1:16.495	42.583	228.8	38:22.591									
13		2:48.094		48.928	1:16.229	42.937	225.0	41:10.685									
14	2:45.930		47.300	1:15.917	42.713	229.3	43:56.615										



2-ACNN/DNRT-BMW 330i Cup & Dutch Ra SUPERSPA Race 2

Sector Analysis

— Invalidated Lap ■ Personal Best ■ Session Best B Crossing the pit lane

Lap	D	Time	Sector 1	Sector 2	Sector 3	T.Spd	Elapsed	Lap	D	Time	Sector 1	Sector 2	Sector 3	T.Spd	Elapsed
9	1	2:46.293	46.509	1:17.660	42.124	200.7	28:46.438	3	1	2:46.483	47.823	1:15.471	43.189	220.4	8:25.985
10	1	2:43.950	45.123	1:16.769	42.058	210.5	31:30.388	4	1	2:47.458	47.505	1:16.574	43.379	219.5	11:13.443
11	1	2:42.523	45.722	1:16.123	40.678	228.3	34:12.911	5	1	2:47.694	47.588	1:16.665	43.441	218.6	14:01.137
12	1	2:41.397	44.200	1:16.634	40.563	229.3	36:54.308	6	1	3:47.421	47.511	1:30.103	1:29.807	225.9	17:48.558
13	1	2:41.557	44.211	1:16.398	40.948	211.4	39:35.865	7	1	5:33.625	1:45.586	2:15.038	1:33.001	73.2	23:22.183
14	1	2:41.773	43.820	1:15.889	42.064	220.9	42:17.638	8	1	3:46.849	1:45.914	1:18.096	42.839	136.5	27:09.032
15	1	2:43.198	45.080	1:16.362	41.756	230.3	45:00.836	9	1	2:48.176	47.777	1:17.682	42.717	214.3	29:57.208
16	1	2:42.409	43.857	1:16.484	42.068	235.8	47:43.245	10	1	2:47.291	47.641	1:16.656	42.994	225.0	32:44.499
17	1	2:40.597	44.531	1:15.564	40.502	222.7	50:23.842	11	1	2:46.800	47.408	1:16.735	42.657	220.9	35:31.299
18	1	2:39.560	45.094	1:14.653	39.813	232.3	53:03.402	12	1	2:47.721	47.382	1:16.748	43.591	217.3	38:19.020


969							Porsche 992 PCR	
1. Lennart HIEMSTRA								
1	1	2:32.411	43.768	1:10.271	38.372		2:32.411	
2	1	2:31.489	42.642	1:10.138	38.709	248.8	5:03.900	
3	1	2:32.099	42.965	1:10.245	38.889	246.0	7:35.999	
4	1	2:32.538	42.894	1:10.448	39.196	248.3	10:08.537	
5	1	2:35.249	42.747	1:12.098	40.404	223.6	12:43.786	
6	1	2:37.445	43.978	1:12.732	40.735	249.4	15:21.231	
7	1	5:18.901	1:39.894	2:09.412	1:29.595	78.7	20:40.132	
8	1	4:51.215	1:42.953	2:06.358	1:01.904	78.4	25:31.347	
9	1	2:38.104	42.450	1:14.495	41.159	237.9	28:09.451	
10	1	2:33.768	42.087	1:12.152	39.529	255.3	30:43.219	
11	1	2:33.052	42.275	1:12.272	38.505	244.3	33:16.271	
12	1	2:34.127	42.351	1:11.782	39.994	232.8	35:50.398	
13	1	2:32.915	41.866	1:12.254	38.795	254.7	38:23.313	
14	1	2:33.708	42.947	1:12.087	38.674	240.5	40:57.021	
15	1	2:32.741	44.141	1:10.259	38.341	243.8	43:29.762	
16	1	2:32.926	43.152	1:11.488	38.286	223.1	46:02.688	
17	1	2:31.024	42.877	1:09.734	38.413	252.3	48:33.712	
18	1	2:33.809	44.006	1:11.718	38.085	250.0	51:07.521	

974							Porsche Boxster PCR	
1. Rosa VOGEL								
1	1	3:28.846	1:13.694				3:28.846	
2	1	3:04.900	54.551			189.5	6:33.746	
3	1	3:04.298	53.557			192.9	9:38.044	
4	1	3:05.050	53.862			189.8	12:43.094	
5	1	3:59.218	53.663			191.2	16:42.312	
6	1	5:34.715	1:44.292			76.8	22:17.027	
7	1	4:23.757	1:45.331			79.7	26:40.784	
8	1	3:11.716	54.187			196.0	29:52.500	
9	1	3:19.640	56.652			190.5	33:12.140	
10	1	3:12.247	54.894			192.9	36:24.387	
11	1	3:10.990	54.838			194.9	39:35.377	
12	1	3:08.831	53.097			196.0	42:44.208	
13	1	3:10.225	52.703			197.4	45:54.433	
14	1	3:09.484	53.934			196.7	49:03.917	
15	1	3:10.109	53.636	1:28.143	48.330	193.9	52:14.026	

987							Porsche Cayman PCR	
1. Jean-Paul HULSEBOS								
1	1	2:52.211	51.870	1:17.085	43.256		2:52.211	
2	1	2:47.291	48.686	1:15.803	42.802	215.1	5:39.502	

988							Porsche GT4 PCR	
1. Jan-Wim DE KOEKKOEK								
1	1	3:15.214	59.877	1:26.563	48.774		3:15.214	
2	1	3:02.527	51.993	1:22.213	48.321	211.8	6:17.741	
3	1	2:59.493	50.188	1:21.539	47.766	200.7	9:17.234	
4	1	2:58.945	50.256	1:21.204	47.485	220.0	12:16.179	
5	1	2:59.189	49.052	1:24.962	45.175	191.2	15:15.368	
6	1	5:05.557	B 1:34.431	2:00.518	1:30.608	80.1	20:20.925	
7	1	5:37.584	2:43.400	2:07.090	47.094	81.9	25:58.509	
8	1	2:59.896	49.320	1:25.230	45.346	170.3	28:58.405	
9	1	2:57.414	49.634	1:22.188	45.592	210.1	31:55.819	
10	1	2:56.961	48.991	1:22.382	45.588	186.9	34:52.780	
11	1	2:58.337	49.206	1:22.987	46.144	193.9	37:51.117	
12	1	3:02.379	48.979	1:25.595	47.805	216.4	40:53.496	
13	1	3:00.888	50.698	1:21.850	48.340	218.2	43:54.384	
14	1	2:59.341	50.165	1:22.514	46.662	199.3	46:53.725	
15	1	3:00.358	49.521	1:23.213	47.624	215.6	49:54.083	
16	1	2:59.802	49.950	1:24.331	45.521	206.5	52:53.885	

991							Porsche Cayman GT4 PCR	
1. Sander PIELKENROOD								
1	1	2:46.553	49.999	1:15.349	41.205		2:46.553	
2	1	2:40.309	45.542	1:13.904	40.863	241.1	5:26.862	
3	1	2:48.175	55.516	1:12.328	40.331	236.3	8:15.037	
4	1	2:38.850	45.146	1:12.310	41.394	240.0	10:53.887	
5	1	2:38.619	45.393	1:12.356	40.870	237.4	13:32.506	
6	1	3:37.981	B 44.954	1:15.482	1:37.545	238.9	17:10.487	
7	1	6:15.247	2:29.403	2:11.929	1:33.915	71.8	23:25.734	
8	1	3:43.998	1:43.920	1:18.382	41.696	153.0	27:09.732	
9	1	2:43.793	46.020	1:16.889	40.884	221.3	29:53.525	
10	1	2:40.930	45.708	1:14.116	41.106	235.8	32:34.455	
11	1	2:44.471	45.129	1:15.707	43.635	233.3	35:18.926	
12	1	2:41.914	46.819	1:14.539	40.556	227.8	38:00.840	
13	1	2:41.793	45.071	1:15.819	40.903	237.9	40:42.633	
14	1	2:40.883	45.464	1:14.701	40.718	239.5	43:23.516	
15	1	2:40.455	45.190	1:13.972	41.294	220.0	46:03.971	
16	1	2:44.853	45.427	1:17.980	41.446	222.7	48:48.824	
17	1	2:40.041	44.666	1:13.746	41.629	241.1	51:28.865	



2-ACNN/DNRT-BMW 330i Cup & Dutch Ra SUPERSPA Race 2

Sector Analysis

_ Invalidated Lap
 ■ Personal Best
 ■ Session Best
 B Crossing the pit lane

Lap	D	Time	Sector 1	Sector 2	Sector 3	T.Sp	Elapsed	Lap	D	Time	Sector 1	Sector 2	Sector 3	T.Sp	Elapsed
Porsche Cayman S															
PCR															
996	1.Nick DROGTROP														
1	1	2:52.763	52.195	1:17.255	43.313		2:52.763								
2	1	2:47.453	48.640	1:15.941	42.872	217.7	5:40.216								
3	1	2:47.363	47.975			223.6	8:27.579								
4	1	2:47.248	47.790			224.1	11:14.827								
5	1	2:46.914	47.524			223.1	14:01.741								
6	1	3:48.587	47.542			223.1	17:50.328								
7	1	5:32.832	1:45.459	2:14.245	1:33.128	76.3	23:23.160								
8	1	3:46.242	1:45.457			141.2	27:09.402								
9	1	2:48.945	47.484			221.8	29:58.347								
10	1	2:48.683	47.976	1:16.930	43.777	219.1	32:47.030								
11	1	2:45.824	47.124	1:15.918	42.782	225.0	35:32.854								
12	1	2:47.187	47.265	1:16.525	43.397	220.9	38:20.041								
13	1	2:47.289	47.227	1:16.780	43.282	219.5	41:07.330								
14	1	2:46.179	46.767			222.7	43:53.509								
15	1	2:47.565	47.033			220.9	46:41.074								
16	1	2:48.945	46.758			220.9	49:30.019								
17	1	2:47.111	47.507			225.0	52:17.130								