


## 8-Ferdinand Cup SUPERSPA Race 2

### Sector Analysis

— Invalidated Lap    ■ Personal Best    ■ Session Best    B Crossing the pit lane

Lap	D	Time	Sector 1	Sector 2	Sector 3	T.Spd	Elapsed	Lap	D	Time	Sector 1	Sector 2	Sector 3	T.Spd	Elapsed		
<b>2</b>	1.Christophe TERRIOU							PORSCHÉ 911 FC1									
	1	1	2:50.850	48.589	1:18.986	43.275		2:50.850	6	1	3:00.259	51.222	1:22.044	46.993	205.7	18:39.629	
	2	1	2:47.680	47.833	1:17.521	42.326	200.4	5:38.530	7	1	3:00.875	50.724	1:23.087	47.064	210.1	21:40.504	
	3	1	2:46.707	47.187	1:17.008	42.512	206.1	8:25.237	8	1	3:02.251	52.233	1:23.602	46.416	199.3	24:42.755	
	4	1	2:46.847	47.057	1:17.123	42.667	197.4	11:12.084	9	1	3:03.076	51.399	1:24.209	47.468	205.7	27:45.831	
	5	1	2:45.794	46.251	1:16.669	42.874	210.9	13:57.878	10	1	3:17.415B	52.414	1:24.417	1:00.584	202.2	31:03.246	
	6	1	2:46.815	46.959	1:17.473	42.383	193.2	16:44.693	11	1	4:55.821	2:46.554	1:23.539	45.728	180.0	35:59.067	
	7	1	2:45.592	46.375	1:16.997	42.220	205.7	19:30.285	12	1	3:00.634	51.400	1:23.676	45.558	177.9	38:59.701	
	8	1	2:45.043	46.326	1:16.708	42.009	211.4	22:15.328	13	1	2:58.879	50.528	1:23.052	45.299	177.9	41:58.580	
	9	1	2:46.239	46.461	1:16.661	43.117	201.1	25:01.567	14	1	3:03.669	54.536	1:23.981	45.152	131.4	45:02.249	
	10	1	2:53.743B	46.117	1:17.707	49.919	207.3	27:55.310	15	1	2:57.457	50.599	1:21.505	45.353	187.5	47:59.706	
	11	1	4:36.071	2:37.671	1:16.262	42.138	196.4	32:31.381	16	1	2:58.453	50.616	1:22.875	44.962	190.5	50:58.159	
	12	1	2:45.395	46.309	1:16.991	42.095	206.9	35:16.776	17	1	2:59.025	50.648	1:22.988	45.389	191.5	53:57.184	
	13	1	2:46.947	46.681	1:17.977	42.289	217.3	38:03.723	18	1	2:58.709	51.068	1:22.527	45.114	190.8	56:55.893	
	14	1	2:46.297	47.094	1:16.875	42.328	216.4	40:50.020	19	1	2:59.921	51.388	1:22.876	45.657	188.5	59:55.814	
	15	1	2:48.663	47.911	1:17.850	42.902	192.5	43:38.683	20	1	3:00.529	51.278	1:23.438	45.813	193.2	1:02:56.343	
	16	1	2:46.457	46.462	1:17.235	42.760	200.7	46:25.140									
	17	1	2:45.605	46.514	1:16.812	42.279	211.8	49:10.745									
	18	1	2:44.731	46.028	1:16.739	41.964	216.9	51:55.476									
	19	1	2:47.866	47.281	1:17.763	42.822	204.9	54:43.342									
	20	1	2:47.633	46.332	1:17.512	43.789	213.0	57:30.975									
21	1	2:47.323	46.985	1:17.172	43.166	210.9	1:00:18.298										
<b>8</b>	1.Jean-Thomas DUVAL							PORSCHÉ 964 C2 FC2									
	2.Jean-Marie DUVAL																
	1	1	3:20.780	1:01.884	1:30.506	48.390		3:20.780	1	1	3:07.563	51.244	1:27.428	48.891	181.5	6:28.343	
	2	1	3:07.563	51.244	1:27.428	48.891	181.5	6:28.343	3	1	3:05.547	50.809	1:26.975	47.763	197.4	9:33.890	
	3	1	3:05.547	50.809	1:26.975	47.763	197.4	9:33.890	4	1	3:04.271	51.364	1:24.939	47.968	190.5	12:38.161	
	4	1	3:04.271	51.364	1:24.939	47.968	190.5	12:38.161	5	1	3:03.107	50.159	1:25.653	47.295	192.9	15:41.268	
	5	1	3:03.107	50.159	1:25.653	47.295	192.9	15:41.268	6	1	3:03.655	50.149	1:25.396	48.110	203.0	18:44.923	
	6	1	3:03.655	50.149	1:25.396	48.110	203.0	18:44.923	7	1	3:05.811	52.748	1:25.917	47.146	187.2	21:50.734	
	7	1	3:05.811	52.748	1:25.917	47.146	187.2	21:50.734	8	1	3:04.466	51.602	1:25.632	47.232	196.4	24:55.200	
	8	1	3:04.466	51.602	1:25.632	47.232	196.4	24:55.200	9	1	3:13.133B	51.370	1:25.557	56.206	190.8	28:08.333	
	9	1	3:13.133B	51.370	1:25.557	56.206	190.8	28:08.333	10	1	5:04.660	2:47.847	1:27.428	49.385	191.2	33:12.993	
	10	1	5:04.660	2:47.847	1:27.428	49.385	191.2	33:12.993	11	1	3:07.424	52.162	1:27.445	47.817	201.5	36:20.417	
	11	1	3:07.424	52.162	1:27.445	47.817	201.5	36:20.417	12	1	3:07.008	52.565	1:26.215	48.228	199.6	39:27.425	
	12	1	3:07.008	52.565	1:26.215	48.228	199.6	39:27.425	13	1	3:04.975	51.394	1:26.302	47.279	198.9	42:32.400	
	13	1	3:04.975	51.394	1:26.302	47.279	198.9	42:32.400	14	1	3:04.706	51.556	1:24.927	48.223	189.8	45:37.106	
	14	1	3:04.706	51.556	1:24.927	48.223	189.8	45:37.106	15	1	3:01.053	51.137	1:23.622	46.294	204.9	48:38.159	
	15	1	3:01.053	51.137	1:23.622	46.294	204.9	48:38.159	16	1	3:02.512	50.412	1:24.892	47.208	224.1	51:40.671	
	16	1	3:02.512	50.412	1:24.892	47.208	224.1	51:40.671	17	1	3:04.058	51.842	1:24.403	47.813	209.7	54:44.729	
	17	1	3:04.058	51.842	1:24.403	47.813	209.7	54:44.729	18	1	3:05.140	50.399	1:27.211	47.530	201.9	57:49.869	
	18	1	3:05.140	50.399	1:27.211	47.530	201.9	57:49.869	19	1	3:08.469	50.683	1:28.976	48.810	196.7	1:00:58.338	
	19	1	3:08.469	50.683	1:28.976	48.810	196.7	1:00:58.338									
<b>9</b>	1.Pascal DRO							PORSCHÉ 911 2.8 RSR FC1									
	1	1	3:45.999B	55.996	1:45.203	1:04.800		3:45.999									
	<b>11</b>	1.Sébastien SERRA							PORSCHÉ 993 C2 FC1								
		1	1	3:04.833	54.675	1:24.293	45.865		3:04.833								
		2	1	3:01.511	50.511	1:24.023	46.977	201.1	6:06.344								
		3	1	2:59.454	50.981	1:22.855	45.618	216.9	9:05.798								
		4	1	2:57.947	50.515	1:21.709	45.723	217.3	12:03.745								
		5	1	2:57.484	50.045	1:21.760	45.679	216.4	15:01.229								
		6	1	2:57.324	50.755	1:21.532	45.037	215.6	17:58.553								
		7	1	2:57.169	49.979	1:21.207	45.983	211.4	20:55.722								
		8	1	2:57.931	50.071	1:22.156	45.704	210.1	23:53.653								
		9	1	2:58.127	49.984	1:21.895	46.248	209.7	26:51.780								
		10	1	3:09.469B	50.653	1:22.752	56.064	214.3	30:01.249								
		<b>7</b>	1.Serge BRUNEL							PORSCHÉ 993 C2 FC1							
			1	1	3:18.267	1:01.163	1:28.792	48.312		3:18.267							
			2	1	3:08.298	53.999	1:25.666	48.633	191.8	6:26.565							
			3	1	3:05.922	52.342	1:25.205	48.375	208.5	9:32.487							
			4	1	3:03.363	51.964	1:23.842	47.557	199.3	12:35.850							
			5	1	3:03.520	52.240	1:23.811	47.469	204.9	15:39.370							




## 8-Ferdinand Cup SUPER SPA Race 2

### Sector Analysis

— Invalidated Lap    ■ Personal Best    ■ Session Best    ■ Crossing the pit lane

Lap	D	Time	Sector 1	Sector 2	Sector 3	T.Spd	Elapsed	Lap	D	Time	Sector 1	Sector 2	Sector 3	T.Spd	Elapsed
11	1	4:50.454	2:43.872	1:21.032	45.550	215.1	34:51.703								
12	1	2:56.922	50.513	1:21.367	45.042	213.0	37:48.625								
13	1	2:56.777	50.266	1:21.733	44.778	212.6	40:45.402								
14	1	2:59.407	51.312	1:22.781	45.314	187.5	43:44.809								
15	1	2:57.242	49.875	1:21.490	45.877	214.7	46:42.051								
16	1	2:56.031	49.702	1:20.910	45.419	218.6	49:38.082								
17	1	2:57.279	49.941	1:21.769	45.569	206.9	52:35.361								
18	1	2:56.085	50.211	1:20.610	45.264	216.4	55:31.446								
19	1	2:56.000	49.873	1:20.841	45.286	215.1	58:27.446								
20	1	2:58.584	50.002	1:21.838	46.744	212.6	1:01:26.030								
<b>13</b> 1.Hans-Martin IRNICH Porsche 924 FC3															
1	1	3:38.829	1:12.281	1:32.075	54.473		3:38.829								
2	1	3:28.236	1:02.415	1:31.769	54.052	157.0	7:07.065								
3	1	3:27.275	1:01.590	1:32.101	53.584	156.3	10:34.340								
4	1	3:26.811	1:02.480	1:30.667	53.664	154.7	14:01.151								
5	1	3:25.986	1:01.744	1:30.211	54.031	162.7	17:27.137								
6	1	3:28.711	1:02.073	1:31.280	55.358	157.9	20:55.848								
7	1	3:34.345	1:02.134	1:38.529	53.682	158.4	24:30.193								
8	1	3:39.932	1:02.844	1:33.848	1:03.240	162.2	28:10.125								
9	1	5:20.099	3:01.641	1:28.487	49.971	160.2	33:30.224								
10	1	3:19.486	1:00.143	1:28.671	50.672	167.4	36:49.710								
11	1	3:20.795	1:01.324	1:29.160	50.311	168.0	40:10.505								
12	1	3:17.850	59.314	1:27.911	50.625	170.9	43:28.355								
13	1	3:17.146	59.769	1:27.754	49.623	172.2	46:45.501								
14	1	3:16.872	58.711	1:28.005	50.156	173.9	50:02.373								
15	1	3:15.965	58.918	1:26.702	50.345	165.9	53:18.338								
16	1	3:16.381	59.272	1:26.590	50.519	161.2	56:34.719								
17	1	3:20.703	1:00.781	1:28.494	51.428	160.7	59:55.422								
18	1	3:16.552	59.455	1:27.208	49.889	161.9	1:03:11.974								
<b>18</b> 1.Gilles BOYER PORSCHE 944 Turbo Cup FC2															
1	1	3:06.455	56.116	1:24.355	45.984		3:06.455								
2	1	2:59.660	50.017	1:23.443	46.200	207.3	6:06.115								
3	1	3:01.115	51.435	1:23.429	46.251	210.1	9:07.230								
4	1	4:17.494	1:33.807	1:35.673	1:08.014	135.3	13:24.724								
<b>22</b> 1.Ben GAYER PORSCHE 911 3.2i FC3															
1	1	3:23.312	1:04.052	1:29.023	50.237		3:23.312								
2	1	3:08.308	55.521	1:24.211	48.576	190.8	6:31.620								
3	1	3:07.529	54.259	1:24.705	48.565	184.9	9:39.149								
4	1	3:07.478	54.727	1:24.289	48.462	190.5	12:46.627								
5	1	3:05.560	54.524	1:23.517	47.519	191.5	15:52.187								
6	1	3:05.214	54.190	1:23.016	48.008	195.3	18:57.401								
7	1	3:06.172	54.781	1:23.299	48.092	184.9	22:03.573								
8	1	3:05.922	54.261	1:24.063	47.598	190.8	25:09.495								
9	1	3:16.155	55.176	1:22.631	58.348	190.8	28:25.650								
10	1	4:50.475	2:38.799	1:23.726	47.950	184.6	33:16.125								
11	1	3:06.047	54.271	1:23.456	48.320	184.6	36:22.172								
12	1	3:06.723	53.742	1:24.067	48.914	196.4	39:28.895								
13	1	3:04.867	53.924	1:22.972	47.971	184.3	42:33.762								
14	1	3:36.519	55.148	1:24.237	1:17.134	180.6	46:10.281								
15	1	3:21.847	1:10.266	1:23.536	48.045	174.8	49:32.128								
16	1	3:07.828	54.346	1:24.960	48.522	184.0	52:39.956								
17	1	3:04.824	54.312	1:22.808	47.704	190.5	55:44.780								
18	1	3:02.769	54.110	1:21.663	46.996	194.6	58:47.549								
19	1	3:06.857	53.973	1:23.859	49.025	186.9	1:01:54.406								
<b>23</b> 1.Patrice LACROIX PORSCHE 968 CS FC2															
1	1	3:03.987	54.122	1:23.836	46.029		3:03.987								
2	1	2:56.665	51.046	1:20.700	44.919	205.7	6:00.652								
3	1	2:54.790	50.289	1:19.429	45.072	208.5	8:55.442								
4	1	2:54.359	49.796	1:19.681	44.882	210.9	11:49.801								
5	1	2:55.944	51.085	1:19.641	45.218	201.5	14:45.745								
6	1	2:55.037	50.207	1:19.982	44.848	206.9	17:40.782								
7	1	2:55.851	51.448	1:19.468	44.935	204.9	20:36.633								
8	1	2:54.066	49.897	1:19.345	44.824	209.3	23:30.699								
9	1	2:55.204	51.163	1:19.316	44.725	206.9	26:25.903								
10	1	3:01.438	50.219	1:19.372	51.847	210.1	29:27.341								
11	1	4:45.297	2:39.647	1:20.746	44.904	207.7	34:12.638								
12	1	2:56.465	50.817	1:20.454	45.194	205.3	37:09.103								
13	1	2:57.262	50.602	1:20.977	45.683	210.1	40:06.365								
14	1	2:57.561	51.437	1:20.939	45.185	182.4	43:03.926								
15	1	2:56.123	50.376	1:19.961	45.786	209.3	46:00.049								
16	1	2:56.451	50.502	1:20.686	45.263	206.1	48:56.500								
17	1	2:57.470	50.744	1:21.464	45.262	203.8	51:53.970								
18	1	2:55.991	50.671	1:20.385	44.935	206.9	54:49.961								
19	1	2:58.011	50.801	1:21.089	46.121	208.9	57:47.972								
20	1	2:57.784	50.948	1:20.882	45.954	203.0	1:00:45.756								




## 8-Ferdinand Cup SUPERSPA Race 2

### Sector Analysis

— Invalidated Lap    ■ Personal Best    ■ Session Best    B Crossing the pit lane

Lap	D	Time	Sector 1	Sector 2	Sector 3	T.Spd	Elapsed	Lap	D	Time	Sector 1	Sector 2	Sector 3	T.Spd	Elapsed
<b>27</b> 1. Laurent RUNG PORSCHE 944 S2 FC3								7 1 2:55.696 51.063 1:19.978 44.655 201.9 20:25.320 8 1 2:55.850 50.916 1:19.517 45.417 202.6 23:21.170 9 1 2:56.485 50.727 1:20.006 45.752 203.0 26:17.655 10 1 3:05.514 <b>B</b> 51.694 1:20.539 53.281 201.1 29:23.169 11 1 4:53.345 2:43.835 1:23.332 46.178 185.9 34:16.514 12 1 3:03.536 52.801 1:23.527 47.208 184.6 37:20.050 13 1 3:04.443 53.674 1:23.923 46.846 192.5 40:24.493 14 1 3:05.213 53.640 1:24.270 47.303 148.6 43:29.706 15 1 3:02.694 53.284 1:23.234 46.176 176.8 46:32.400 16 1 3:01.505 52.655 1:22.675 46.175 196.0 49:33.905 17 1 3:02.887 52.655 1:22.599 47.633 196.7 52:36.792 18 1 2:58.971 52.847 1:20.883 45.241 201.5 55:35.763 19 1 2:56.939 51.125 1:20.442 45.372 200.7 58:32.702 20 1 2:56.926 51.437 1:19.765 45.724 201.9 1:01:29.628							
1 1 3:33.007 1:07.690 1:32.399 52.918 3:33.007 2 1 3:23.748 58.474 1:32.875 52.399 170.1 6:56.755 3 1 3:23.958 57.937 1:33.073 52.948 180.3 10:20.713 4 1 3:25.639 58.505 165.1 13:46.352 5 1 3:24.918 58.279 163.6 17:11.270 6 1 3:28.066 58.338 1:35.219 54.509 166.9 20:39.336 7 1 3:29.730 59.930 1:35.854 53.946 174.8 24:09.066 8 1 3:25.574 58.618 1:34.324 52.632 168.2 27:34.640 9 1 3:37.123 <b>B</b> 58.529 1:35.049 1:03.545 173.4 31:11.763 10 1 5:26.450 3:00.011 174.2 36:38.213 11 1 3:23.855 57.207 1:33.174 53.474 184.3 40:02.068 12 1 3:25.740 58.879 157.2 43:27.808 13 1 3:25.270 58.522 1:34.364 52.384 173.9 46:53.078 14 1 3:21.172 57.604 1:31.599 51.969 178.8 50:14.250 15 1 3:21.051 57.503 1:31.690 <b>51.858</b> 178.2 53:35.301 16 1 3:20.766 56.357 1:32.523 51.886 185.2 56:56.067 17 1 3:19.448 57.024 183.7 1:00:15.515 18 1 <b>3:18.381</b> <b>55.807</b> <b>1:30.709</b> 51.865 188.2 1:03:33.896								1 1 2:55.951 51.152 1:19.734 45.065 2:55.951 2 1 2:54.863 49.611 1:20.263 44.989 185.2 5:50.814 3 1 2:54.371 49.420 1:19.620 45.331 187.5 8:45.185 4 1 2:53.610 49.675 1:19.290 44.645 180.3 11:38.795 5 1 2:51.115 <b>48.877</b> 1:18.086 44.152 204.9 14:29.910 6 1 <b>2:50.802</b> <b>48.925</b> <b>1:17.998</b> 43.879 193.5 17:20.712 7 1 2:51.626 48.922 1:18.515 44.189 190.8 20:12.338 8 1 2:53.641 49.657 1:18.874 45.110 185.2 23:05.979 9 1 3:02.735 <b>B</b> 49.181 1:18.751 54.803 194.2 26:08.714 10 1 4:46.692 2:41.084 1:20.503 45.105 181.8 30:55.406 11 1 2:52.196 49.835 1:18.273 44.088 194.2 33:47.602 12 1 2:53.047 49.756 1:19.441 <b>43.850</b> 202.2 36:40.649 13 1 2:52.417 49.899 1:18.472 44.046 193.2 39:33.066 14 1 2:56.107 48.909 1:22.440 44.758 185.9 42:29.173 15 1 2:58.914 51.642 1:21.688 45.584 176.8 45:28.087 16 1 2:55.750 49.975 1:19.731 46.044 192.9 48:23.837 17 1 2:56.156 50.461 1:20.630 45.065 188.2 51:19.993 18 1 2:59.266 52.660 1:20.802 45.804 174.5 54:19.259 19 1 2:58.904 51.415 1:22.272 45.217 160.2 57:18.163 20 1 2:55.369 50.208 1:20.222 44.939 185.9 1:00:13.532 21 1 2:54.239 50.132 1:19.232 44.875 190.5 1:03:07.771							
<b>30</b> 1. Gillian GARRET PORSCHE 964 RSR FC1								1 1 2:52.227 49.253 1:19.476 43.498 2:52.227 2 1 2:48.395 47.471 1:17.986 42.938 216.0 5:40.622 3 1 2:46.934 46.962 1:17.231 42.741 222.2 8:27.556 4 1 2:47.473 47.172 1:17.425 42.876 224.1 11:15.029 5 1 2:47.173 46.769 1:17.253 43.151 225.9 14:02.202 6 1 2:47.423 47.057 1:17.703 42.663 223.1 16:49.625 7 1 <b>2:46.809</b> 47.029 1:17.410 <b>42.370</b> 224.5 19:36.434 8 1 2:47.473 47.498 1:17.264 42.711 222.7 22:23.907 9 1 2:47.035 47.511 <b>1:16.969</b> 42.555 222.7 25:10.942 10 1 3:00.722 <b>B</b> 47.243 1:17.346 56.133 222.7 28:11.664 11 1 4:37.926 2:36.735 1:18.547 42.644 220.4 32:49.590 12 1 2:48.733 47.569 1:17.764 43.400 218.6 35:38.323 13 1 2:49.300 48.234 1:17.724 43.342 217.3 38:27.623 14 1 2:47.769 47.372 1:17.356 43.041 220.4 41:15.392 15 1 2:51.332 50.200 1:18.082 43.050 194.6 44:06.724 16 1 2:47.508 47.045 1:17.860 42.603 223.6 46:54.232 17 1 2:47.613 47.530 1:17.424 42.659 222.7 49:41.845 18 1 2:48.940 <b>46.750</b> 1:19.322 42.868 210.1 52:30.785 19 1 2:48.433 47.629 1:17.747 43.057 221.8 55:19.218 20 1 2:48.058 47.693 1:17.679 42.686 220.4 58:07.276 21 1 2:50.210 47.797 1:18.805 43.608 220.4 1:00:57.486							
<b>36</b> 1. Benjamin MOUSSION 2. Maeva MOUSSION PORSCHE 968 CS FC2								1 1 3:13.446 59.805 1:26.428 47.213 3:13.446 2 1 3:00.295 50.845 1:22.848 46.602 210.1 6:13.741 3 1 3:00.172 51.248 1:22.714 46.210 204.9 9:13.913 4 1 2:57.646 50.822 1:20.783 46.041 210.5 12:11.559 5 1 2:57.956 50.664 <b>1:20.170</b> 47.122 214.7 15:09.515 6 1 2:57.596 50.876 1:21.356 <b>45.364</b> 216.0 18:07.111 7 1 <b>2:56.376</b> <b>50.072</b> 1:20.779 45.525 214.7 21:03.487 8 1 3:20.864 51.248 1:42.169 47.447 218.2 24:24.351 9 1 3:12.196 <b>B</b> 52.232 1:23.580 56.384 200.7 27:36.547 10 1 5:22.365 3:07.706 1:26.761 47.898 172.5 32:58.912 11 1 3:06.667 52.148 1:26.432 48.087 194.2 36:05.579 12 1 3:06.035 51.796 1:25.629 48.610 187.2 39:11.614 13 1 3:03.359 51.559 1:24.659 47.141 197.4 42:14.973 14 1 3:05.213 52.369 1:24.817 48.027 180.3 45:20.186							



8-Ferdinand Cup  
SUPERSPA  
Race 2

Sector Analysis

— Invalidated Lap    ■ Personal Best    ■ Session Best    B Crossing the pit lane

Lap	D	Time	Sector 1	Sector 2	Sector 3	T.Spd	Elapsed	Lap	D	Time	Sector 1	Sector 2	Sector 3	T.Spd	Elapsed
15	1	3:04.413	51.114	1:24.726	48.573	202.2	48:24.599	3	1	3:04.259	54.379	1:22.241	47.639	187.8	9:20.838
16	1	3:02.900	50.581	1:24.406	47.913	195.3	51:27.499	4	1	3:05.343	54.423	1:22.794	48.126	184.0	12:26.181
17	1	3:03.606	51.461	1:23.929	48.216	192.9	54:31.105	5	1	3:05.007	53.786	1:23.592	47.629	187.8	15:31.188
18	1	3:02.204	50.981	1:24.508	46.715	200.4	57:33.309	6	1	3:02.774	53.205	1:21.791	47.778	190.5	18:33.962
19	1	3:01.142	50.360	1:23.133	47.649	212.2	1:00:34.451	7	1	3:02.223	53.329	1:21.276	47.618	188.2	21:36.185

70							Porsche 911 3.2i FC2						
1. Vincent PASQUIER													
1	1	3:15.467	59.486	1:28.192	47.789		3:15.467						
2	1	3:10.185	53.317			190.1	6:25.652						
3	1	3:06.046	52.864	1:24.774	48.408	190.1	9:31.698						
4	1	3:07.160	54.122			185.2	12:38.858						
5	1	3:04.487	53.169			197.8	15:43.345						
6	1	3:02.823	52.691	1:23.096	47.036	194.6	18:46.168						
7	1	3:05.437	53.183			185.6	21:51.605						
8	1	3:04.101	52.527	1:24.269	47.305	194.2	24:55.706						
9	1	3:06.616	52.469			191.5	28:02.322						
10	1	3:15.574B	52.742			185.6	31:17.896						
11	1	5:03.266	2:52.091			181.8	36:21.162						
12	1	3:07.089	52.994	1:25.532	48.563	194.2	39:28.251						
13	1	3:04.973	52.181			191.2	42:33.224						
14	1	3:05.343	51.986	1:24.120	49.237	190.5	45:38.567						
15	1	3:07.226	54.990			193.2	48:45.793						
16	1	3:02.910	52.627			189.8	51:48.703						
17	1	3:05.276	52.452			184.9	54:53.979						
18	1	3:02.902	51.695			196.0	57:56.881						
19	1	3:06.363	53.098			192.2	1:01:03.244						


72							Porsche 911 3.0 SC FC3						
1. Bastien MATHIEU													
1	1	3:16.166	1:00.998	1:26.928	48.240		3:16.166						
2	1	3:04.568	52.955	1:23.470	48.143	193.5	6:20.734						
3	1	3:05.507	53.974	1:23.868	47.665	184.9	9:26.241						
4	1	3:03.915	53.906	1:22.535	47.474	192.9	12:30.156						
5	1	3:03.778	54.265	1:22.652	46.861	194.2	15:33.934						
6	1	3:02.479	53.576	1:22.132	46.771	190.5	18:36.413						
7	1	3:05.315	53.905	1:23.411	47.999	190.5	21:41.728						
8	1	3:05.517	54.218	1:23.693	47.606	187.8	24:47.245						
9	1	3:04.180	54.141	1:22.569	47.470	186.2	27:51.425						
10	1	3:18.257B	53.954	1:23.679	1:00.624	186.5	31:09.682						
11	1	4:58.455	2:47.525	1:23.044	47.886	186.9	36:08.137						
12	1	3:05.801	54.284	1:23.253	48.264	180.9	39:13.938						
13	1	3:06.408	54.764	1:23.442	48.202	177.9	42:20.346						
14	1	3:09.792	55.303	1:25.355	49.134	174.8	45:30.138						
15	1	3:07.558	55.075	1:24.067	48.416	175.0	48:37.696						
16	1	3:07.428	55.277	1:23.715	48.436	178.8	51:45.124						
17	1	3:09.864	55.099	1:25.470	49.295	174.5	54:54.988						
18	1	3:10.465	55.836	1:25.050	49.579	174.5	58:05.453						
19	1	3:14.142	57.226	1:27.148	49.768	171.2	1:01:19.595						

75							Porsche 911 SC FC3						
1. Samuel SERRES													
1	1	3:11.451	59.346	1:24.240	47.865		3:11.451						
2	1	3:05.128	54.859	1:22.566	47.703	191.5	6:16.579						

78							Porsche 911 3.2i FC2						
1. Volodia BARRAS													
3	1	3:04.259	54.379	1:22.241	47.639	187.8	9:20.838						
4	1	3:05.343	54.423	1:22.794	48.126	184.0	12:26.181						
5	1	3:05.007	53.786	1:23.592	47.629	187.8	15:31.188						
6	1	3:02.774	53.205	1:21.791	47.778	190.5	18:33.962						
7	1	3:02.223	53.329	1:21.276	47.618	188.2	21:36.185						
8	1	3:03.487	53.526	1:22.062	47.899	186.5	24:39.672						
9	1	3:14.378B	54.105	1:22.851	57.422	186.2	27:54.050						
10	1	5:03.343	2:52.911	1:23.082	47.350	186.2	32:57.393						
11	1	3:03.149	54.162	1:22.006	46.981	188.5	36:00.542						
12	1	3:00.491	54.111	1:19.769	46.611	184.9	39:01.033						
13	1	2:58.838	52.954	1:19.776	46.108	184.0	41:59.871						
14	1	3:03.886	54.515	1:22.927	46.444	137.8	45:03.757						
15	1	2:58.933	52.959	1:19.239	46.735	187.5	48:02.690						
16	1	2:59.889	53.114	1:19.501	47.274	188.5	51:02.579						
17	1	3:01.637	54.523	1:20.437	46.677	176.8	54:04.216						
18	1	2:57.844	52.700	1:18.948	46.196	187.5	57:02.060						
19	1	3:02.679	53.571	1:21.217	47.891	184.9	1:00:04.739						
20	1	3:02.736	54.651	1:20.841	47.244	182.1	1:03:07.475						

78							Porsche 911 3.0 RSR FC2						
1. Stéphane DUVERNE													
1	1	2:58.404	53.783	1:19.556	45.065		2:58.404						
2	1	2:55.200	51.281	1:19.139	44.780	206.5	5:53.604						
3	1	2:55.653	51.483	1:19.275	44.895	209.3	8:49.257						
4	1	2:56.150	51.418	1:19.331	45.401	206.5	11:45.407						
5	1	2:54.916	51.122	1:19.173	44.621	206.5	14:40.323						
6	1	2:56.169	51.484	1:19.100	45.585	204.5	17:36.492						
7	1	2:56.558	51.439	1:19.621	45.498	204.9	20:33.050						
8	1	2:55.975	51.479	1:19.468	45.028	204.5	23:29.025						
9	1	2:55.725	51.864	1:19.109	44.752	204.9	26:24.750						
10	1	2:57.829	51.646	1:19.974	46.209	205.3	29:22.579						
11	1	3:04.863B	52.011	1:19.599	53.253	202.2	32:27.442						
12	1	5:06.296	2:41.676	1:22.852	1:01.768	184.9	37:33.738						
13	1	3:04.420	55.498	1:21.772	47.150	182.4	40:38.158						
14	1	3:02.083	53.799	1:21.860	46.424	173.6	43:40.241						
15	1	2:59.795	51.717	1:22.442	45.636	181.2	46:40.036						
16	1	3:00.551	54.620	1:20.787	45.144	192.5	49:40.587						
17	1	2:59.612	51.955	1:20.853	46.804	207.3	52:40.199						
18	1	2:59.078	51.240	1:20.734	47.104	201.1	55:39.277						
19	1	3:00.545	51.865	1:22.343	46.337	197.8	58:39.822						
20	1	3:09.001	59.020	1:24.219	45.762	184.0	1:01:48.823						

89							Porsche 911 3.0 RSR FC2						
1. Stéphane DUVERNE													
1	1	3:09.303	56.548	1:25.271	47.484		3:09.303						
2	1	3:00.723	50.536	1:23.786	46.401	210.5	6:10.026						
3	1	2:58.526	50.393	1:22.451	45.682	204.5	9:08.552						
4	1	2:58.177	50.503	1:22.132	45.542	207.3	12:06.729						
5	1	2:57.146	50.540	1:20.427	46.179	212.6	15:03.875						
6	1	2:57.341	50.252	1:20.938	46.151	210.5	18:01.216						
7	1	2:56.925	50.044	1:21.094	45.787	210.5	20:58.141						
8	1	2:57.800	50.266	1:21.600	45.934	206.9	23:55.941						
9	1	3:06.089B	49.909	1:21.647	54.533	210.1	27:02.030						
10	1	4:51.428	2:43.052	1:21.941	46.435	192.2	31:53.458						
11	1	2:57.746	50.617	1:21.146	45.983	206.5	34:51.204						



## 8-Ferdinand Cup SUPERSPA Race 2

### Sector Analysis

— Invalidated Lap    ■ Personal Best    ■ Session Best    B Crossing the pit lane

Lap	D	Time	Sector 1	Sector 2	Sector 3	T.Spd	Elapsed	Lap	D	Time	Sector 1	Sector 2	Sector 3	T.Spd	Elapsed	
Porsche 928 FC1																
<b>666</b> 1.Christophe FERET																
12	1	3:00.229	51.669	1:22.630	45.930	202.2	37:51.433	1	1	2:57.515	51.722	1:20.767	45.026		2:57.515	
13	1	2:56.545	49.776	1:21.461	<b>45.308</b>	210.1	40:47.978	2	1	2:54.705	49.730	1:20.580	44.395	191.5	5:52.220	
14	1	2:59.791	52.933	1:21.429	45.429	182.1	43:47.769	3	1	2:53.373	48.728	1:19.701	44.944	182.1	8:45.593	
15	1	2:57.712	49.960	1:21.423	46.329	211.8	46:45.481	4	1	2:53.674	49.575	1:19.719	44.380	170.1	11:39.267	
16	1	2:56.195	49.830	1:20.926	45.439	200.7	49:41.676	5	1	<b>2:50.939</b>	<b>48.472</b>	1:18.578	<b>43.889</b>	198.9	14:30.206	
17	1	<b>2:56.123</b>	<b>49.400</b>	1:21.034	45.689	210.1	52:37.799	6	1	2:52.877	49.290	1:18.962	44.625	201.5	17:23.083	
18	1	2:57.011	49.963	1:21.658	45.390	201.1	55:34.810	7	1	2:53.261	49.499	1:19.505	44.257	196.7	20:16.344	
19	1	2:56.593	50.120	1:20.831	45.642	207.3	58:31.403	8	1	2:52.350	48.987	1:19.262	44.101	197.1	23:08.694	
20	1	2:57.697	49.770	1:21.620	46.307	207.3	1:01:29.100	9	1	2:53.605	49.937	1:19.015	44.653	196.7	26:02.299	
								10	1	3:01.840	<b>B</b>	48.746	1:19.312	53.782	202.6	29:04.139
								11	1	4:39.273	2:36.757	<b>1:18.356</b>	44.160	200.0	33:43.412	
								12	1	2:54.090	49.224	1:20.431	44.435	197.4	36:37.502	
								13	1	2:52.390	49.144	1:18.796	44.450	200.7	39:29.892	
Porsche 911 S FC2																
<b>93</b> 1.Dominique MATHON																
1	1	3:08.537	56.725	1:25.600	46.212		3:08.537									
2	1	2:59.951	51.306	1:22.689	45.956	199.6	6:08.488									
3	1	2:59.584	51.198	1:22.608	<b>45.778</b>	204.2	9:08.072									
4	1	<b>2:58.597</b>	50.976	1:21.483	46.138	209.7	12:06.669									
5	1	2:58.906	50.914	1:22.073	45.919	211.4	15:05.575									
6	1	2:59.605	<b>50.554</b>	1:22.237	46.814	208.9	18:05.180									
7	1	2:58.654	50.711	<b>1:21.368</b>	46.575	210.9	21:03.834									
8	1	3:01.532	51.179	1:24.365	45.988	205.7	24:05.366									
9	1	3:08.848	<b>B</b>	52.336	1:22.562	53.950	200.7	27:14.214								
10	1	4:51.551	2:42.134	1:22.320	47.097	190.1	32:05.765									
11	1	3:01.196	52.104	1:22.947	46.145	192.9	35:06.961									
12	1	3:02.435	51.601	1:24.090	46.744	202.6	38:09.396									
13	1	3:02.192	51.560	1:23.624	47.008	193.9	41:11.588									
14	1	3:06.528	54.961	1:24.453	47.114	176.2	44:18.116									
15	1	3:01.961	51.892	1:23.588	46.481	188.5	47:20.077									
16	1	3:02.884	52.111	1:23.614	47.159	194.9	50:22.961									
17	1	3:03.917	51.510	1:25.431	46.976	201.5	53:26.878									
18	1	3:02.487	51.542	1:24.145	46.800	178.5	56:29.365									
19	1	3:02.490	51.594	1:23.942	46.954	194.6	59:31.855									
20	1	3:03.534	52.391	1:24.044	47.099	199.3	1:02:35.389									
Porsche 928 S4 FC1																
<b>222</b> 1.Andrew COOPER																
1	1	3:18.561	1:02.249				3:18.561									
2	1	3:03.809	51.408			185.2	6:22.370									
3	1	3:02.921	52.073			197.1	9:25.291									
4	1	3:02.280	51.543			190.1	12:27.571									
5	1	3:02.479	51.748			190.1	15:30.050									
6	1	3:01.675	52.068			204.2	18:31.725									
7	1	3:01.529	51.602			183.4	21:33.254									
8	1	3:01.982	53.071			181.8	24:35.236									
9	1	3:18.128	<b>B</b>	51.246		195.7	27:53.364									
10	1	5:00.389	2:49.703			181.5	32:53.753									
11	1	2:59.480	51.104			189.5	35:53.233									
12	1	3:00.434	50.852			191.2	38:53.667									
13	1	3:02.968	53.613			166.2	41:56.635									
14	1	3:04.349	55.899			136.0	45:00.984									
15	1	<b>2:58.274</b>	<b>50.651</b>			195.7	47:59.258									
16	1	3:02.941	52.178			178.5	51:02.199									
17	1	3:15.473	1:04.506			175.0	54:17.672									
18	1	3:07.140	52.686			166.7	57:24.812									
19	1	3:06.846	53.102			167.7	1:00:31.658									
Porsche 924 S FC3																
<b>924</b> 1.Jérôme SALVA																
1	1	3:21.748	1:03.600	1:29.016	49.132		3:21.748									
2	1	3:07.747	56.016	1:23.400	48.331	177.9	6:29.495									
3	1	3:07.129	55.627	1:23.234	48.268	180.3	9:36.624									
4	1	3:06.085	55.607	<b>1:22.516</b>	47.962	179.4	12:42.709									
5	1	3:06.555	55.752	1:22.689	48.114	179.4	15:49.264									
6	1	3:07.019	55.972	1:23.062	47.985	177.6	18:56.283									
7	1	3:08.326	56.562	1:23.199	48.565	181.2	22:04.609									
8	1	3:06.644	55.676	1:22.956	48.012	180.0	25:11.253									
9	1	3:15.157	<b>B</b>	55.166	1:22.605	57.386	182.7	28:26.410								
10	1	5:01.570	2:48.379	1:24.435	48.756	172.0	33:27.980									
11	1	3:10.540	55.872	1:23.321	51.347	175.3	36:38.520									
12	1	3:07.746	55.666	1:23.246	48.834	180.3	39:46.266									
13	1	3:08.726	55.845	1:24.253	48.628	175.9	42:54.992									
14	1	3:09.036	56.372	1:24.105	48.559	174.5	46:04.028									
15	1	3:08.023	56.116	1:23.316	48.591	176.5	49:12.051									
16	1	<b>3:05.547</b>	55.082	1:22.791	<b>47.674</b>	179.7	52:17.598									
17	1	3:07.786	55.400	1:23.968	48.418	177.9	55:25.384									
18	1	3:08.253	56.755	1:23.303	48.195	177.6	58:33.637									
19	1	3:05.724	<b>54.852</b>	1:22.536	48.336	180.6	1:01:39.361									