


# 10-100 Series by BGDC & TTE Pirelli Series

## SUPERSPA Qualifying

### Sector Analysis

— Invalidated Lap    ■ Personal Best    ■ Session Best    B Crossing the pit lane

Lap	D	Time	Sector 1	Sector 2	Sector 3	T.Spd	Elapsed	Lap	D	Time	Sector 1	Sector 2	Sector 3	T.Spd	Elapsed				
<b>2</b>		<b>SALOON ENDURANCE</b> CATERHAM SuperSeven								8 1 3:04.828 <b>B</b> 51.232 198.5 27:52.289									
		1.Laurent TRICHET 3.Thierry LORTAL T1								9 1 5:42.627 3:29.906 165.9 33:34.916									
		2.Vincent DELARCHE								10 1 3:00.897 52.448 189.5 36:35.813									
1	1	4:25.342	1:31.904	1:46.524	1:06.914	121.2	4:25.342	11	1	3:00.177	52.758	185.9	39:35.990						
2	1	3:02.041	54.998	1:20.585	46.458	177.3	7:27.383	12	1	2:59.106	52.324	187.8	42:35.096						
3	1	3:12.162 <b>B</b>	52.082	1:21.273	58.807	182.4	10:39.545	13	1	3:03.740	53.766	142.9	45:38.836						
4	1	7:08.359	4:51.431	1:26.597	50.331	161.9	17:47.904								<b>7</b>	<b>PRORACE</b> CLIO 4 Cup			
5	1	3:10.838	55.515	1:26.611	48.712	178.8	20:58.742								1.Julien COLLETTE T1				
6	1	3:57.740 <b>B</b>	54.454	1:59.585	1:03.701	175.3	24:56.482								2.Christophe GEOFFROY				
7	1	6:37.262	4:11.046	1:33.551	52.665	137.9	31:33.744	1	1	5:57.568	3:23.457	1:37.030	57.081	144.8	5:57.568				
8	1	3:17.250	58.339	1:27.528	51.383	165.4	34:50.994	2	1	3:05.889	54.520	1:24.571	46.798	185.2	9:03.457				
9	1	3:15.575	57.139	1:27.149	51.287	170.3	38:06.569	3	1	2:58.589	51.764	1:20.996	45.829	192.9	12:02.046				
10	1	5:33.580 <b>B</b>	3:21.465	1:23.863	48.252	157.0	43:40.149	4	1	2:54.028	50.830	1:19.139	44.059	197.4	14:56.074				
11	1	2:59.550	53.217	1:19.903	46.430	175.9	46:39.699	5	1	2:51.678	50.510	1:16.945	44.223	195.7	17:47.752				
<b>3</b>		<b>ROYALE ECURIE AZUR</b> MARC II MUSTANG								6 1 2:51.676 50.436 1:17.417 <b>43.823</b> 199.3 20:39.428									
		1.Raphaël van der STRATEN GT+								7 1 3:54.934 <b>B</b> 50.237 1:35.067 1:29.630 196.0 24:34.362									
		2.Nicolas BUSSCHAERT								8 1 5:29.688 3:21.293 1:21.991 46.404 186.2 30:04.050									
1	1	11:51.346	9:16.558	1:43.709	51.079	140.8	11:51.346	9	1	2:56.127	50.925	1:19.371	45.831	196.0	33:00.177				
2	1	3:02.486	51.154	1:26.277	45.055	172.5	14:53.832	10	1	2:53.699	50.494	1:18.528	44.677	197.4	35:53.876				
3	1	2:59.823 <b>B</b>	48.112	1:19.027	52.684	203.4	17:53.655	11	1	2:51.993	50.612	1:17.033	44.348	198.2	38:45.869				
4	1	8:29.636	6:28.977	1:18.724	41.935	204.2	26:23.291	12	1	2:51.225	49.814	1:17.018	44.393	200.4	41:37.094				
5	1	2:39.957	45.960	1:13.095	40.902	221.8	29:03.248	13	1	2:52.706	50.634	1:17.205	44.867	200.4	44:29.800				
6	1	2:48.108 <b>B</b>	44.616	1:14.835	48.657	230.8	31:51.356	14	1	3:10.980	50.484	1:16.885	1:03.611	197.4	47:40.780				
7	1	5:55.872	3:52.278	1:20.548	43.046	202.6	37:47.228								<b>9</b>	<b>Raceschool</b> BMW E90 Clubsport			
8	1	2:44.798	46.530	1:16.651	41.617	228.3	40:32.026								1.Bryan FINDERS B				
9	1	2:41.075	45.702	1:14.371	41.002	232.8	43:13.101	1	1	4:48.739	1:59.996		110.8	4:48.739					
10	1	2:59.935 <b>B</b>	45.527	1:17.362	57.046	234.8	46:13.036	2	1	3:21.248	59.824		158.6	8:09.987					
<b>4</b>		<b>VAN TORNHAUT</b> BMW Z4 F								3 1 3:07.810 55.274 190.1 11:17.797									
		1.Alain VAN TORNHAUT								4 1 3:03.115 53.290 198.5 14:20.912									
1	1	4:32.277	1:54.522	1:43.026	54.729	151.0	4:32.277	5	1	3:16.404 <b>B</b>	54.292		180.6	17:37.316					
2	1	3:07.090	51.949	1:28.784	46.357	189.8	7:39.367	6	1	6:22.416	3:03.953		152.8	23:59.732					
3	1	3:03.407	51.101	1:25.984	46.322	201.9	10:42.774	7	1	3:07.469	55.356		175.0	27:07.201					
4	1	3:01.002	51.738	1:23.332	45.932	196.7	13:43.776	8	1	3:08.422	53.647		198.5	30:15.623					
5	1	2:58.425	50.483	1:23.463	44.479	204.5	16:42.201	9	1	3:13.900	55.458		193.9	33:29.523					
6	1	2:55.617	49.945	1:21.568	44.104	213.4	19:37.818	10	1	3:03.692	53.712		198.9	36:33.215					
7	1	3:35.491 <b>B</b>	50.154	1:24.335	1:21.002	204.2	23:13.309	11	1	3:22.155 <b>B</b>	53.143		196.4	39:55.370					
8	1	5:03.526	2:56.867	1:22.746	43.913	201.1	28:16.835	12	1	4:32.066	2:21.618		174.8	44:27.436					
9	1	2:56.687	50.763	1:22.455	43.469	203.0	31:13.522	13	1	3:24.697 <b>B</b>	54.233		189.1	47:52.133					
10	1	3:10.059 <b>B</b>	51.052	1:21.605	57.402	215.1	34:23.581								<b>11</b>	<b>ROOS MOTORSPORT</b> Toyota Supra GT4			
11	1	6:57.623	4:40.320	1:30.495	46.808	176.5	41:21.204								1.Patrick DUBOIS (L) GT4+				
12	1	3:02.393	51.968	1:24.464	45.961	201.9	44:23.597								2.Cédric WAUTERS				
13	1	3:13.227 <b>B</b>	50.642	1:22.244	1:00.341	217.7	47:36.824	1	1	7:51.522	5:41.803	1:23.862	45.857	166.9	7:51.522				
<b>6</b>		<b>Icepol RT</b> Honda Civic EP3R								2 1 2:43.985 45.797 1:16.904 41.284 223.6 10:35.507									
		1.Christophe CAGNINA 3.Patrick VAN BILLOEN B								3 1 2:33.594 43.235 1:11.783 38.576 246.0 13:09.101									
		2.Navric DE LAET								4 1 2:29.812 43.067 1:09.225 37.520 248.8 15:38.913									
1	1	3:15.926	46.300			127.8	3:15.926	5	1	2:58.917 <b>B</b>	47.121	1:20.104	51.692	188.8	18:37.830				
2	1	3:08.047	53.916			171.4	6:23.973	6	1	5:37.255 <b>B</b>	2:20.713	1:20.140	1:56.402	237.9	24:15.085				
3	1	3:11.743 <b>B</b>	52.716			186.9	9:35.716	7	1	5:41.414	3:37.308	1:19.871	44.235	155.4	29:56.499				
4	1	5:21.842	2:58.587			154.1	14:57.558	8	1	2:44.731	46.035	1:17.411	41.285	231.8	32:41.230				
5	1	3:01.180	52.468			194.2	17:58.738	9	1	2:41.419	45.318	1:15.267	40.834	234.8	35:22.649				
6	1	2:57.085	51.293			197.4	20:55.823	10	1	2:44.420	45.179	1:18.127	41.114	206.9	38:07.069				
7	1	3:51.638	50.491			196.0	24:47.461	11	1	2:41.697	45.566	1:15.259	40.872	236.8	40:48.766				
										12 1 2:54.080 <b>B</b> 45.379 1:15.950 52.751 230.3 43:42.846									



# 10-100 Series by BGDC & TTE Pirelli Series

## SUPERSPA


### Qualifying

### Sector Analysis

— Invalidated Lap    ■ Personal Best    ■ Session Best    B Crossing the pit lane

Lap	D	Time	Sector 1	Sector 2	Sector 3	T.Spd	Elapsed	Lap	D	Time	Sector 1	Sector 2	Sector 3	T.Spd	Elapsed										
<b>23</b>		<b>MM Racing VZW</b>		Porsche 992 GT3 Cup						<b>37</b>		<b>Icepol RT</b>		Renault Clio 3 RS											
		1.Mick MEURENS		3.Steve MEURENS		GT+				1.Hervé DEGER		3.Jérôme HEINEN		B											
		2.Tom MEURENS								2.Julien ERNST		4.François JEUKENNE													
1	1	4:47.393	2:40.431	1:22.084	44.878	211.8	4:47.393	1	1	3:51.072	1:04.983	1:51.736	54.353	115.9	3:51.072										
2	1	2:42.318	44.963	1:15.628	41.727	240.5	7:29.711	2	1	3:13.654	56.743	1:26.796	50.115	180.6	7:04.726										
3	1	2:37.304	42.480	1:15.430	39.394	240.0	10:07.015	3	1	3:15.497 B	54.354	1:24.651	56.492	189.8	10:20.223										
4	1	2:33.912	44.210	1:11.551	38.151	236.3	12:40.927	4	1	4:58.166	2:48.664	1:22.655	46.847	177.3	15:18.389										
5	1	2:42.787 B	43.145	1:11.497	48.145	242.7	15:23.714	5	1	3:38.190	51.341	2:01.336	45.513	198.2	18:56.579										
6	1	4:34.837	2:38.199	1:14.083	42.555	224.5	19:58.551	6	1	7:48.234 B	51.017	5:59.111	58.106	198.9	26:44.813										
7	1	3:11.756	42.822	1:12.626	1:16.308	252.9	23:10.307	7	1	6:39.498	4:24.913	1:27.478	47.107	164.1	33:24.311										
8	1	3:03.077	1:09.953	1:14.366	38.758	243.8	26:13.384	8	1	3:14.986	52.380	1:34.383	48.223	191.8	36:39.297										
9	1	2:29.668	41.484	1:10.267	37.917	247.7	28:43.052	9	1	3:04.100	51.852	1:26.160	46.088	193.2	39:43.397										
10	1	2:40.360 B	42.708	1:12.676	44.976	248.8	31:23.412	10	1	3:21.726	1:04.182	1:29.245	48.299	159.3	43:05.123										
11	1	4:24.710	2:29.602	1:15.234	39.874	232.3	35:48.122	11	1	3:05.885	51.932	1:25.609	48.344	188.5	46:11.008										
12	1	2:31.548	41.709	1:10.869	38.970	248.8	38:19.670																		
13	1	2:30.771	42.084	1:10.771	37.916	246.6	40:50.441																		
14	1	2:30.320	43.126	1:09.178	38.016	244.3	43:20.761																		
15	1	2:36.086	41.129	1:13.500	41.457	246.0	45:56.847																		
<b>25</b>		<b>Hoogwerf</b>		Cupra TCR						<b>40</b>		<b>Q1 TRACKRACING</b>		Porsche Cayman GT4											
		1.Yardy HOOGWERF				E				1.Didier ROUSSEAU		2.Nicolas VANDIERENDONC		GT4+											
		2.Steeve TEIRLINCK								1		1		4:26.388		1:59.133		1:34.926		52.329		131.1		4:26.388	
2	1	2:49.232	47.619	1:19.565	42.048	174.2	6:31.013	2	1	2:53.329	50.044	1:20.488	42.797	203.8	7:19.717										
3	1	2:41.410	45.701	1:14.629	41.080	232.3	9:12.423	3	1	2:46.405	47.801	1:16.584	42.020	233.3	10:06.122										
4	1	2:38.319	45.161	1:12.553	40.605	237.9	11:50.742	4	1	2:42.246	45.647	1:15.613	40.986	232.3	12:48.368										
5	1	2:35.860	44.346	1:11.693	39.821	237.9	14:26.602	5	1	2:40.613	44.863	1:14.517	41.233	241.6	15:28.981										
6	1	2:46.243 B	45.260	1:12.861	48.122	230.8	17:12.845	6	1	2:39.309	44.487	1:14.186	40.636	246.6	18:08.290										
7	1	6:52.261	3:33.161	1:30.084	1:49.016	174.2	24:05.106	7	1	3:00.837 B	47.627	1:18.937	54.273	221.3	21:09.127										
8	1	2:53.045	49.508	1:20.379	43.158	205.3	26:58.151	8	1	6:26.502	4:25.271	1:18.963	42.268	187.8	27:35.629										
9	1	2:46.493	47.245	1:17.097	42.151	217.7	29:44.644	9	1	2:45.025	46.123	1:17.393	41.509	219.1	30:20.654										
10	1	2:55.722 B	46.410	1:16.814	52.498	209.7	32:40.366	10	1	2:45.263	46.269	1:17.339	41.655	191.5	33:05.917										
11	1	4:29.808	2:31.056	1:17.083	41.669	208.1	37:10.174	11	1	2:41.967	45.501	1:15.212	41.254	221.8	35:47.884										
12	1	2:39.295	45.521	1:13.052	40.722	236.8	39:49.469	12	1	2:41.218	45.376	1:14.666	41.176	240.5	38:29.102										
13	1	2:42.149	48.155	1:13.188	40.806	220.4	42:31.618	13	1	2:40.544	44.955	1:14.728	40.861	242.2	41:09.646										
14	1	2:40.620	44.994	1:14.138	41.488	235.8	45:12.238	14	1	2:47.952 B	45.496	1:14.553	47.903	241.6	43:57.598										
<b>35</b>		<b>HMC Racing</b>		LIGIER JS2R						<b>44</b>		<b>Q1 TRACKRACING</b>		Porsche Cayman GT4											
		1.Xavier COUSIN				JS2R				1.Eric BILLIARD		2.Quinn VAN HOOYDONK		GT4+											
		2.Eric MARY								1		1		6:27.776		4:10.748		1:28.751		48.277		168.2		6:27.776	
2	1	3:07.531	53.594	1:27.040	46.897	189.8	8:28.936	2	1	2:50.769	47.428	1:19.664	43.677	233.8	9:18.545										
3	1	3:01.753	51.151	1:24.827	45.775	193.9	11:30.689	3	1	2:46.401	46.128	1:17.958	42.315	241.6	12:04.946										
4	1	2:57.703	49.719	1:23.362	44.622	206.9	14:28.392	4	1	3:00.587 B	45.861	1:18.873	55.853	238.4	15:05.533										
5	1	2:57.862	50.610	1:22.078	45.174	196.0	17:26.254	5	1	5:21.497	3:26.147	1:14.843	40.507	225.9	20:27.030										
6	1	2:54.401	50.081	1:20.250	44.070	203.0	20:20.655	6	1	3:55.916	44.246	1:39.995	1:31.675	235.8	24:22.946										
7	1	3:58.155 B	49.261	1:29.111	1:39.783	210.9	24:18.810	7	1	2:35.483	43.976	1:12.086	39.421	242.2	26:58.429										
8	1	6:31.471	4:20.770	1:26.204	44.497	148.6	30:50.281	8	1	2:33.941	43.914	1:11.212	38.815	244.3	29:32.370										
9	1	3:00.991	52.656	1:23.520	44.815	169.3	33:51.272	9	1	2:36.420	43.501	1:13.155	39.764	241.6	32:08.790										
10	1	2:52.010	47.819	1:20.338	43.853	190.1	36:43.282	10	1	2:38.294	43.490	1:13.175	41.629	240.5	34:47.084										
11	1	2:53.469	49.336	1:20.787	43.346	187.8	39:36.751	11	1	2:32.963	43.503	1:10.728	38.732	245.5	37:20.047										
12	1	2:47.934	47.500	1:17.270	43.164	221.8	42:24.685	12	1	2:48.425 B	46.376	1:14.351	47.698	208.9	40:08.472										
13	1	2:51.790	47.451	1:20.584	43.755	188.2	45:16.475	13	1	4:02.380	2:07.748	1:12.844	41.788	218.6	44:10.852										
								14	1	2:34.055	43.404	1:11.552	39.099	244.3	46:44.907										
<b>48</b>		<b>JGC</b>		CLIO 4 Cup										T1											
		1.Arnaud LURTON																							
		2.Carlos DIAS																							
1	1	3:10.840	51.250	1:30.689	48.901	128.3	3:10.840	1	1	3:10.840	51.250	1:30.689	48.901	128.3	3:10.840										
2	1	3:03.574	54.375	1:22.796	46.403	185.2	6:14.414	2	1	3:03.574	54.375	1:22.796	46.403	185.2	6:14.414										






# 10-100 Series by BGDC & TTE Pirelli Serie SUPERSPA Qualifying

## Sector Analysis

— Invalidated Lap    ■ Personal Best    ■ Session Best    B Crossing the pit lane

Lap	D	Time	Sector 1	Sector 2	Sector 3	T.Sp'd	Elapsed	Lap	D	Time	Sector 1	Sector 2	Sector 3	T.Sp'd	Elapsed		
<b>96</b> Dennis Bus BMW M240i GT-																	
1.MICHAEL HERMANS																	
2.Noah HERMANS																	
1	1	3:34.040	1:04.419	1:36.269	53.352	152.3	17:23.069	1	1	5:24.657	2:44.336	1:41.426	58.895	130.4	5:24.657		
3	1	3:22.441	59.214	1:30.760	52.467	170.9	20:45.510	2	1	3:20.184	54.492	1:29.364	56.328	186.2	8:44.841		
4	1	4:04.879	59.093	2:03.688	1:02.098	173.9	24:50.389	3	1	2:55.303	48.684	1:21.390	45.229	216.4	11:40.144		
5	1	3:32.591B	59.736	1:30.763	1:02.092	172.0	28:22.980	4	1	3:17.408B	51.142	1:25.396	1:00.870	191.8	14:57.552		
6	1	8:20.326	5:54.445	1:30.302	55.579	170.3	36:43.306	5	1	5:46.784	3:34.803	1:26.429	45.552	184.3	20:44.336		
7	1	3:10.751	56.324	1:25.832	48.595	184.6	39:54.057	6	1	3:43.369	47.514	1:48.868	1:06.987	197.1	24:27.705		
8	1	3:06.972	54.440	1:24.677	47.855	187.5	43:01.029	7	1	2:43.533	45.681	1:16.492	41.360	235.8	27:11.238		
9	1	3:07.517	54.917	1:24.785	47.815	187.2	46:08.546	8	1	2:44.164	47.456	1:15.394	41.314	220.0	29:55.402		
BMW 130 GTR D																	
1.Philippe WOUTERS																	
2.Raf PEETERS																	
1	1	5:19.225	2:26.873	1:49.387	1:02.965	91.3	5:19.225	9	1	2:38.301	44.574	1:13.244	40.483	234.3	32:33.703		
2	1	3:28.012	1:02.182	1:33.456	52.374	152.8	8:47.237	10	1	2:37.424	44.809	1:12.568	40.047	235.3	35:11.127		
3	1	3:07.752	53.380	1:25.790	48.582	187.5	11:54.989	11	1	2:42.707	46.610	1:15.882	40.215	238.9	37:53.834		
4	1	3:05.052	50.845	1:27.178	47.029	184.9	15:00.041	12	1	2:51.686B	44.359	1:12.579	54.748	243.2	40:45.520		
5	1	3:12.188B	50.324	1:24.581	57.283	205.7	18:12.229										
6	1	16:05.813	...	1:31.426	49.841	121.1	34:18.042										
7	1	2:59.976	52.101	1:22.512	45.363	191.5	37:18.018										
8	1	2:51.143	49.244	1:17.850	44.049	211.4	40:09.161										
9	1	3:09.983	54.432	1:25.869	49.682	179.7	43:19.144										
10	1	3:04.395B	47.805	1:17.103	59.487	219.1	46:23.539										
<b>98</b> De Doncker Ligier JS2R0 GT+																	
1.Eric DE DONCKER																	
2.Harry DE DONCKER																	
1	1	3:26.381	1:11.761	1:30.348	44.272	153.4	3:26.381	1	1	3:26.381	1:11.761	1:30.348	44.272	153.4	3:26.381		
2	1	2:47.875	47.624	1:18.506	41.745	208.1	6:14.256	2	1	2:47.875	47.624	1:18.506	41.745	208.1	6:14.256		
3	1	2:43.444	46.406	1:14.673	42.365	225.9	8:57.700	3	1	2:43.444	46.406	1:14.673	42.365	225.9	8:57.700		
4	1	2:41.339	45.492	1:14.199	41.648	230.8	11:39.039	4	1	2:41.339	45.492	1:14.199	41.648	230.8	11:39.039		
5	1	2:53.289B	45.322	1:17.357	50.610	230.8	14:32.328	5	1	2:53.289B	45.322	1:17.357	50.610	230.8	14:32.328		
6	1	6:14.411	4:10.266	1:21.591	42.554	199.3	20:46.739	6	1	6:14.411	4:10.266	1:21.591	42.554	199.3	20:46.739		
7	1	3:43.749	46.536	1:52.443	1:04.770	219.5	24:30.488	7	1	3:43.749	46.536	1:52.443	1:04.770	219.5	24:30.488		
8	1	2:44.747	47.165	1:15.757	41.825	226.4	27:15.235	8	1	2:44.747	47.165	1:15.757	41.825	226.4	27:15.235		
9	1	2:47.614	46.835	1:18.344	42.435	205.3	30:02.849	9	1	2:47.614	46.835	1:18.344	42.435	205.3	30:02.849		
10	1	3:00.835	45.524	1:33.404	41.907	229.3	33:03.684	10	1	3:00.835	45.524	1:33.404	41.907	229.3	33:03.684		
11	1	2:54.339B	46.931	1:17.370	50.038	216.4	35:58.023	11	1	2:54.339B	46.931	1:17.370	50.038	216.4	35:58.023		
12	1	5:50.273	3:38.322	1:26.265	45.686	183.7	41:48.296	12	1	5:50.273	3:38.322	1:26.265	45.686	183.7	41:48.296		
13	1	2:53.953	48.604	1:20.247	45.102	206.9	44:42.249	13	1	2:53.953	48.604	1:20.247	45.102	206.9	44:42.249		
14	1	2:52.793	47.671	1:20.025	45.097	213.9	47:35.042	14	1	2:52.793	47.671	1:20.025	45.097	213.9	47:35.042		
<b>99</b> COOMBER Honda Civic Type R B																	
1.Jonathan MULLEN																	
2.Mark SIMMONS																	
1	1	7:13.277	4:28.076	1:46.137	59.064	146.3	7:13.277	1	1	7:13.277	4:28.076	1:46.137	59.064	146.3	7:13.277		
2	1	3:26.629	58.805	1:35.278	52.546	177.9	10:39.906	2	1	3:26.629	58.805	1:35.278	52.546	177.9	10:39.906		
3	1	3:34.253B	56.638	1:31.959	1:05.656	173.4	14:14.159	3	1	3:34.253B	56.638	1:31.959	1:05.656	173.4	14:14.159		
4	1	4:41.600	2:19.568	1:30.713	51.319	180.0	18:55.759	4	1	4:41.600	2:19.568	1:30.713	51.319	180.0	18:55.759		
5	1	3:10.473	54.519	1:27.129	48.825	191.8	22:06.232	5	1	3:10.473	54.519	1:27.129	48.825	191.8	22:06.232		
6	1	4:37.248B	2:00.583	1:34.064	1:02.601	60.1	26:43.480	6	1	4:37.248B	2:00.583	1:34.064	1:02.601	60.1	26:43.480		
7	1	6:43.350	4:20.661	1:29.389	53.300	153.8	33:26.830	7	1	6:43.350	4:20.661	1:29.389	53.300	153.8	33:26.830		
8	1	3:11.844	54.458	1:26.993	50.393	192.5	36:38.674	8	1	3:11.844	54.458	1:26.993	50.393	192.5	36:38.674		
9	1	3:07.086	55.426	1:25.001	46.659	178.2	39:45.760	9	1	3:07.086	55.426	1:25.001	46.659	178.2	39:45.760		
10	1	3:00.598	44.859	1:14.590	40.604	240.5	42:46.358	10	1	3:00.598	44.859	1:14.590	40.604	240.5	42:46.358		
11	1	3:16.011B	53.100	1:22.425	1:00.486	196.7	46:02.369	11	1	3:16.011B	53.100	1:22.425	1:00.486	196.7	46:02.369		
<b>105</b> National autoclub Excelsior Suzuki Swift A																	
1.Toon MICHIELS																	
2.Vince PEETERS																	
3.Kevin PRAET																	
4.Stijn VERVAET																	
1	1	8:08.675	5:33.029				138.8	8:08.675	1	1	8:08.675	5:33.029				138.8	8:08.675
2	1	3:42.104B	1:04.390				133.2	11:50.779	2	1	3:42.104B	1:04.390				133.2	11:50.779
3	1	5:47.402	3:20.791				133.5	17:38.181	3	1	5:47.402	3:20.791				133.5	17:38.181
4	1	3:26.311B	1:00.541				157.4	21:04.492	4	1	3:26.311B	1:00.541				157.4	21:04.492



# 10-100 Series by BGDC & TTE Pirelli Series


## SUPERSPA

### Qualifying

### Sector Analysis

— Invalidated Lap    ■ Personal Best    ■ Session Best    B Crossing the pit lane

Lap	D	Time	Sector 1	Sector 2	Sector 3	T.Spd	Elapsed	Lap	D	Time	Sector 1	Sector 2	Sector 3	T.Spd	Elapsed
<b>110</b> Icepol RT Renault Clio III B 1.Patrick ASNONG 3.Frederic FAUCON 2.Georges PONS															
1	1	3:51.986	1:08.274	1:49.691	54.021	116.4	3:51.986	1	1	4:09.961	1:26.437	1:47.656	55.868	115.0	4:09.961
2	1	3:13.221	56.414	1:27.702	49.105	162.9	7:05.207	2	1	3:23.214	58.015	1:32.730	52.469	166.4	7:33.175
3	1	3:17.538	B 54.166	1:26.295	57.077	176.8	10:22.745	3	1	3:25.970	B 52.329	1:30.389	1:03.252	180.3	10:59.145
4	1	5:31.108	3:17.382	1:26.294	47.432	157.2	15:53.853	4	1	6:57.513	4:47.409	1:25.946	44.158	172.5	17:56.658
5	1	3:01.053	52.498	1:21.859	46.696	187.8	18:54.906	5	1	2:51.278	48.728	1:19.680	42.870	187.5	20:47.936
6	1	2:59.323	52.228	1:21.417	45.678	185.9	21:54.229	6	1	3:46.342	47.648	1:51.130	1:07.564	194.6	24:34.278
7	1	4:06.056	1:54.806	1:24.735	46.515	58.0	26:00.285	7	1	2:57.194	B 47.475	1:15.440	54.279	193.2	27:31.472
8	1	3:13.716	B 52.800	1:22.892	58.024	186.9	29:14.001	8	1	6:21.192	4:08.467	1:26.013	46.712	169.3	33:52.664
9	1	5:54.085	3:39.304	1:26.539	48.242	151.9	35:08.086	9	1	2:52.627	47.989	1:19.713	44.925	178.5	36:45.291
10	1	2:58.385	52.338	1:19.881	46.166	190.8	38:06.471	10	1	2:50.699	48.185	1:19.280	43.234	188.5	39:35.990
11	1	2:56.032	52.145	1:18.395	45.492	188.5	41:02.503	11	1	2:41.914	45.905	1:14.253	41.756	223.6	42:17.904
12	1	2:54.024	51.073	1:18.253	44.698	191.8	43:56.527	12	1	2:42.605	45.961	1:14.536	42.108	223.6	45:00.509
13	1	2:52.644	50.828	1:17.246	44.570	193.2	46:49.171								
<b>144</b> EXTREME LIMITE LIGIER JS2R JS2R 1.Etienne AEBISCHER 2.Hervé ROBIN															
1	1	4:33.673	1:57.659	1:40.697	55.317	132.4	4:33.673	1	1	4:09.961	1:26.437	1:47.656	55.868	115.0	4:09.961
2	1	3:17.056	B 51.308	1:28.660	57.088	172.2	7:50.729	2	1	3:23.214	58.015	1:32.730	52.469	166.4	7:33.175
3	1	4:40.462	1:59.656	1:55.291	45.515	98.2	12:31.191	3	1	3:25.970	B 52.329	1:30.389	1:03.252	180.3	10:59.145
4	1	2:48.944	48.001	1:17.971	42.972	210.9	15:20.135	4	1	6:57.513	4:47.409	1:25.946	44.158	172.5	17:56.658
5	1	2:45.902	47.364	1:15.795	42.743	200.7	18:06.037	5	1	2:51.278	48.728	1:19.680	42.870	187.5	20:47.936
6	1	2:42.926	46.311	1:15.256	41.359	207.3	20:48.963	6	1	3:46.342	47.648	1:51.130	1:07.564	194.6	24:34.278
7	1	3:55.951	B 46.942	1:51.709	1:17.300	191.8	24:44.914	7	1	2:57.194	B 47.475	1:15.440	54.279	193.2	27:31.472
8	1	7:15.435	5:08.628	1:21.926	44.881	193.2	32:00.349	8	1	6:21.192	4:08.467	1:26.013	46.712	169.3	33:52.664
9	1	2:50.515	47.333	1:18.836	44.346	208.1	34:50.864	9	1	2:52.627	47.989	1:19.713	44.925	178.5	36:45.291
10	1	2:47.498	47.303	1:16.696	43.499	216.4	37:38.362	10	1	2:50.699	48.185	1:19.280	43.234	188.5	39:35.990
11	1	2:46.503	47.146	1:16.803	42.554	223.1	40:24.865	11	1	2:41.914	45.905	1:14.253	41.756	223.6	42:17.904
12	1	2:44.906	47.252	1:16.247	41.407	216.9	43:09.771	12	1	2:42.605	45.961	1:14.536	42.108	223.6	45:00.509
13	1	3:01.491	B 46.482	1:18.354	56.655	222.7	46:11.262								
<b>177</b> ZULLTEC Racing ZULLTEC CZ4 T4 1.Yves CAZARD 2.Guillaume DENEUX															
1	1	6:07.148	3:24.950	1:44.414	57.784	103.2	6:07.148	1	1	4:09.961	1:26.437	1:47.656	55.868	115.0	4:09.961
2	1	3:13.588	55.413	1:30.286	47.889	153.6	9:20.736	2	1	3:23.214	58.015	1:32.730	52.469	166.4	7:33.175
3	1	2:55.843	49.417	1:20.758	45.668	182.7	12:16.579	3	1	3:25.970	B 52.329	1:30.389	1:03.252	180.3	10:59.145
4	1	2:53.501	49.354	1:19.480	44.667	188.5	15:10.080	4	1	6:57.513	4:47.409	1:25.946	44.158	172.5	17:56.658
5	1	2:57.865	48.364	1:23.581	45.920	194.6	18:07.945	5	1	2:51.278	48.728	1:19.680	42.870	187.5	20:47.936
6	1	2:52.500	49.525	1:18.689	44.286	201.5	21:00.445	6	1	3:46.342	47.648	1:51.130	1:07.564	194.6	24:34.278
7	1	3:44.719	47.911	2:00.626	56.182	212.6	24:45.164	7	1	2:57.194	B 47.475	1:15.440	54.279	193.2	27:31.472
8	1	2:50.690	48.664	1:18.029	43.997	197.1	27:35.854	8	1	6:21.192	4:08.467	1:26.013	46.712	169.3	33:52.664
9	1	2:50.404	48.169	1:18.744	43.491	205.3	30:26.258	9	1	2:52.627	47.989	1:19.713	44.925	178.5	36:45.291
10	1	2:52.015	48.721	1:18.813	44.481	163.1	33:18.273	10	1	2:50.699	48.185	1:19.280	43.234	188.5	39:35.990
11	1	2:47.834	47.856	1:16.746	43.232	204.9	36:06.107	11	1	2:41.914	45.905	1:14.253	41.756	223.6	42:17.904
12	1	2:47.621	47.506	1:17.207	42.908	214.3	38:53.728	12	1	2:42.605	45.961	1:14.536	42.108	223.6	45:00.509
13	1	2:45.572	47.099	1:16.177	42.296	221.3	41:39.300								
14	1	2:45.420	47.166	1:15.699	42.555	212.2	44:24.720								
15	1	2:47.130	48.059	1:16.046	43.025	216.4	47:11.850								
<b>262</b> AMC St Vith Renault Clio III B 1.Robin DRIES 2.Samuel HILGERS															
1	1	3:17.312	50.534	1:35.848	50.930	151.5	3:17.312	1	1	4:09.961	1:26.437	1:47.656	55.868	115.0	4:09.961



# 10-100 Series by BGDC & TTE Pirelli Series SUPER SPA Qualifying

## Sector Analysis

— Invalidated Lap    ■ Personal Best    ■ Session Best    B Crossing the pit lane

Lap	D	Time	Sector 1	Sector 2	Sector 3	T.Spd	Elapsed	Lap	D	Time	Sector 1	Sector 2	Sector 3	T.Spd	Elapsed
2	1	3:11.903	54.618	1:28.627	48.658	166.4	6:29.215	5	1	2:53.397	49.730	1:18.728	44.939	207.7	16:10.727
3	1	2:58.489	53.193	1:19.082	46.214	190.5	9:27.704	6	1	2:54.212	49.674	1:20.858	43.680	193.5	19:04.939
4	1	2:59.000	52.620	1:21.315	45.065	150.6	12:26.704	7	1	2:51.606	49.181	1:18.519	43.906	209.7	21:56.545
5	1	2:54.495	51.313	1:18.916	44.266	191.5	15:21.199	8	1	4:10.844	1:56.822	1:30.025	43.997	58.0	26:07.389
6	1	2:53.886	50.229	1:19.280	44.377	197.1	18:15.085	9	1	2:49.245	49.120	1:16.701	43.424	208.5	28:56.634
7	1	2:51.317	50.345	1:16.409	44.563	193.9	21:06.402	10	1	3:09.584	48.829	1:20.611	1:00.144	208.9	32:06.218
8	1	4:00.916	50.530	2:14.234	56.152	195.3	25:07.318	11	1	5:15.100	3:09.564	1:20.488	45.048	167.4	37:21.318
9	1	6:10.429	4:00.597	1:23.489	46.343	142.1	31:17.747	12	1	2:47.903	48.761	1:15.660	43.482	210.9	40:09.221
10	1	2:52.857	51.049	1:16.715	45.093	192.5	34:10.604	13	1	2:58.722	51.067	1:22.621	45.034	157.2	43:07.943
11	1	2:52.601	50.805	1:16.823	44.973	193.9	37:03.205	14	1	3:12.487	51.662	1:29.900	50.925	144.4	46:20.430
12	1	2:51.175	50.899	1:15.622	44.654	191.5	39:54.380								
13	1	2:55.819	53.157	1:16.773	45.889	189.5	42:50.199								
14	1	2:52.196	50.472	1:16.371	45.353	196.4	45:42.395								

**303** TOUZERY Compét  
1.François CHEVALIER  
308 RC LIGHT

1	1	3:44.237	1:06.078	1:43.254	54.905	129.5	3:44.237
2	1	3:13.932	52.642	1:31.735	49.555	196.7	6:58.169
3	1	3:06.292	51.797	1:27.036	47.459	186.5	10:04.461
4	1	3:03.568	50.878	1:26.601	46.089	201.1	13:08.029
5	1	3:01.566	50.191	1:25.090	46.285	198.5	16:09.595
6	1	2:59.830	50.149	1:24.032	45.649	181.5	19:09.425
7	1	2:58.899	49.420	1:23.395	46.084	190.8	22:08.324
8	1	4:14.333	1:58.960	1:28.838	46.535	69.6	26:22.657
9	1	3:00.780	51.910	1:23.340	45.530	201.5	29:23.437
10	1	2:57.208	50.045	1:21.956	45.207	194.9	32:20.645
11	1	2:56.135	49.607	1:21.532	44.996	196.7	35:16.780
12	1	2:55.797	48.935	1:21.826	45.036	198.5	38:12.577
13	1	2:54.788	49.338	1:20.719	44.731	197.1	41:07.365
14	1	2:52.570	48.685	1:19.638	44.247	183.4	43:59.935
15	1	2:51.827	48.570	1:19.109	44.148	209.7	46:51.762

**421** Massin Fabrice  
1.Pierre LEONARD  
2.Fabrice MASSIN  
Peugeot 308 Cup E

1	1	4:24.035	1:07.533			99.2	4:24.035
2	1	3:37.974	59.729			127.2	8:02.009
3	1	4:32.204	2:13.997			146.9	12:34.213
4	1	2:55.614	49.934			166.4	15:29.827
5	1	2:54.859	49.259			189.1	18:24.686
6	1	2:52.600	48.877			206.1	21:17.286
7	1	3:53.728	48.100			188.8	25:11.014
8	1	5:51.353	3:32.392	1:31.221	47.740	160.5	31:02.367
9	1	2:58.240	50.449	1:22.882	44.909	211.8	34:00.607
10	1	2:54.235	49.339			217.7	36:54.842
11	1	2:53.777	49.020			218.6	39:48.619
12	1	2:51.364	49.268	1:18.835	43.261	194.6	42:39.983
13	1	2:48.906	48.078			220.0	45:28.889

**777** EBV  
1.Guy KATSEERS  
2.Philippe MENAGE  
VAUXHALL Astra G (Coupé) B

1	1	4:04.716	1:09.774	1:54.238	1:00.704	109.5	4:04.716
2	1	3:11.863	54.145	1:29.532	48.186	182.4	7:16.579
3	1	3:05.006	54.501	1:23.423	47.082	193.5	10:21.585
4	1	2:55.745	50.462	1:20.630	44.653	198.5	13:17.330

**991** PG Motorsport  
1.Johan VAN PEPPERZEEL  
2.Michael VAN PEPPERZEEL  
Porsche 991 GT3 Cup GT+

1	1	6:09.561	3:31.455	1:41.760	56.346	121.9	6:09.561
2	1	3:02.280	53.060	1:23.780	45.440	174.2	9:11.841
3	1	2:50.408	47.986	1:20.549	41.873	210.5	12:02.249
4	1	2:44.329	44.716	1:18.490	41.123	208.9	14:46.578
5	1	2:40.074	44.382	1:14.430	41.262	234.3	17:26.652
6	1	2:37.595	44.810	1:13.219	39.566	245.5	20:04.247
7	1	4:09.136	43.320	1:29.599	1:56.217	201.9	24:13.383
8	1	6:35.996	4:24.051	1:25.841	46.104	157.9	30:49.379
9	1	2:43.710	48.775	1:14.733	40.202	229.8	33:33.089
10	1	2:42.784	45.372	1:17.301	40.111	208.5	36:15.873
11	1	2:30.700	42.362	1:10.505	37.833	254.1	38:46.573
12	1	2:31.703	42.201	1:09.599	39.903	251.7	41:18.276
13	1	2:32.313	41.696	1:11.095	39.522	256.5	43:50.589
14	1	2:29.392	41.827	1:09.198	38.367	255.9	46:19.981

**999** COOMBER  
1.Ricky COOMBER  
2.Zach LUCAS  
Honda Civic E

1	1	7:11.271	4:26.153	1:45.079	1:00.039	150.0	7:11.271
2	1	3:24.298	57.452	1:37.412	49.434	151.9	10:35.569
3	1	3:01.217	50.178	1:25.168	45.871	185.2	13:36.786
4	1	2:55.295	49.242	1:21.875	44.178	204.2	16:32.081
5	1	2:54.491	48.861	1:20.508	45.122	197.4	19:26.572
6	1	5:34.266	48.316	3:35.979	1:09.971	201.1	25:00.838
7	1	6:47.764	4:34.170	1:26.234	47.360	171.2	31:48.602
8	1	2:55.543	49.415	1:20.894	45.234	205.7	34:44.145
9	1	2:54.134	51.092	1:18.797	44.245	191.5	37:38.279
10	1	2:55.901	49.122	1:22.406	44.373	208.5	40:34.180
11	1	3:02.146	48.968	1:18.954	54.224	210.5	43:36.326