SUPER SPA

1-ADAC GRAF BERGHE VON TRIPS POKAL

Results Booklet

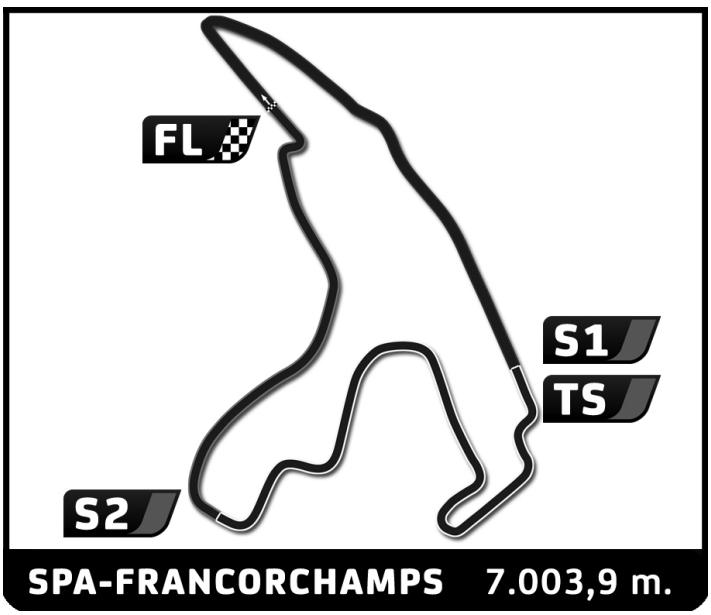

SUPER SPA

ADAC GRAF BERGHE VON TRIPS POKAL

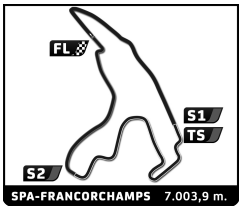

1-ADAC GRAF BERGHE VON TRIPS POKAL

SUPER SPA

Qualifying 1

Final Classification

	No	Driver	Nat	Team	Car	Cl.	Time	Lap	Total	Gap		Kph
1	155	**Daniel HORNUNG**	DEU		DALLARA F388 Alfa Novamotor	German	**3:00.149**	5	5	-	-	**140.0**
2	8	**Elio COCCIARELLI**	DEU		RALT RT3/84 Alfa Novamotor	German	**3:06.809**	4	5	+6.660	+6.660	**135.0**
3	13	**Wolfgang HENSELER**	DEU		DALLARA F386 Alfa Novamotor	German	**3:07.340**	4	5	+7.191	+0.531	**134.6**
4	276	**Patrick ANDRIESSEN**	NLD		RALT RT3/83 Alfa Novamotor	German	**3:07.879**	4	5	+7.730	+0.539	**134.2**
5	4	**James MCGAUGHAY**	GBR		SWIFT DB4 Toyta	German	**3:10.440**	4	5	+10.291	+2.561	**132.4**
6	28	**Jochen THISSEN**	DEU		REYNARD Opel Lotus	German	**3:11.908**	4	5	+11.759	+1.468	**131.4**
7	15	**Maxime LEBRETON**	FRA		RALT RT3/82	German	**3:16.216**	4	5	+16.067	+4.308	**128.5**
8	104	**John WESTENBERG**	DEU		RALT RT30/85 VW Spiess	German	**3:17.915**	4	5	+17.766	+1.699	**127.4**
9	21	**Christophe HANSOUL**	BEL		VAN DIEMEN RF12 Ford	German	**3:18.093**	4	5	+17.944	+0.178	**127.3**
10	72	**David DAHM**	BEL		VAN DIEMEN RF96 Ford	German	**3:19.144**	4	5	+18.995	+1.051	**126.6**
11	103	**Marc-Philipp SCHUBERT**	DEU		BRABHAM BT21 LTC	German	**3:21.161**	4	5	+21.012	+2.017	**125.3**
12	74	**Roel GERAERTS**	BEL		ROYALE RP27 Ford	German	**3:22.347**	4	5	+22.198	+1.186	**124.6**
13	316	**Burkhard METZGER**	DEU		DULON MP18 Ford	German	**3:24.309**	4	5	+24.160	+1.962	**123.4**
14	1	**Harald SCHMEYER**	DEU		LOLA T492	German	**3:26.208**	4	5	+26.059	+1.899	**122.3**
15	9	**Ralf GORAL**	DEU		REYNARD Opel Lotus	German	**3:26.990**	4	5	+26.841	+0.782	**121.8**
16	99	**Thomas VITAL**	DEU		REYNARD Opel Lotus	German	**3:32.680**	3	5	+32.531	+5.690	**118.6**
17	208	**Jochem SIHORSCH**	DEU		RALT RT3/84 VW Brabham Judd	German	**3:40.866**	3	3	+40.717	+8.186	**114.2**
18	63	**Mike KLEBE**	DEU		VAN DIEMEN RF78 Ford	German	**3:49.819**	3	4	+49.670	+8.953	**109.7**
19	333	**Bernd MEYER VON LUECHKEN**	VNZ		RALT RT1/76 Toyota Novamotor	German	**3:53.865**	3	4	+53.716	+4.046	**107.8**
20	686	**Christine REICHHUBER**	DEU		LOLA T86/90 Ford	German	**3:58.374**	3	4	+58.225	+4.509	**105.8**
21	71	**Stephan SCHROYEN**	BEL		ROYALE RP27 Ford	German	**4:11.681**	2	3	+1:11.532	+13.307	**100.2**
22	69	**Ute FELKEN**	DEU		VAN DIEMEN RF85 Ford	German						
23	100	**Heinz LANGE**	DEU		DALLARA F387 Alfa Novamotor	German			1			
24	261	**Heinrich LANGFERMANN**	DEU		RALT RT3/84 VW Brabham Judd	German						
25	269	**Albert HILLER**	DEU		MARCH 793 Toyota Novamotor	German						

Fastest Lap:	Lap 5	Daniel HORNUNG	**3:00.149**	140.0 Kph

Track Status: **WET**

Published at: .....

Stewards:			**Timekeeper:**
Jan DHONDT	Guy DAUBRIE	Peter GEENS	Mario ESTÉBANEZ

ROADBOOK MOTOR CLASSIC

www.spasixhours.com
contact@roadbook.net

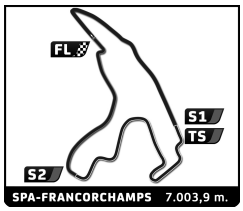

1-ADAC GRAF BERGHE VON TRIPS POKAL

SUPER SPA

Qualifying 1

Final Classification by Class

No	Driver	Nat	Team	Car	Time	Lap	Total	Gap		Kph
German Open 1										
1	155 **Daniel HORNUNG**	DEU		DALLARA F388 Alfa Novamotor	**3:00.149**	5	5			**140.0**
2	13 **Wolfgang HENSELER**	DEU		DALLARA F386 Alfa Novamotor	**3:07.340**	4	5	+7.191	+7.191	**134.6**
3	104 **John WESTENBERG**	DEU		RALT RT30/85 VW Spiess	**3:17.915**	4	5	+17.766	+10.575	**127.4**
4	100 **Heinz LANGE**	DEU		DALLARA F387 Alfa Novamotor			1			
German Open 2										
1	8 **Elio COCCIARELLI**	DEU		RALT RT3/84 Alfa Novamotor	**3:06.809**	4	5			**135.0**
2	276 **Patrick ANDRIESSEN**	NLD		RALT RT3/83 Alfa Novamotor	**3:07.879**	4	5	+1.070	+1.070	**134.2**
3	15 **Maxime LEBRETON**	FRA		RALT RT3/82	**3:16.216**	4	5	+9.407	+8.337	**128.5**
4	208 **Jochem SIHORSCH**	DEU		RALT RT3/84 VW Brabham Judd	**3:40.866**	3	3	+34.057	+24.650	**114.2**
5	333 **Bernd MEYER VON LUECHKEN**	VNZ		RALT RT1/76 Toyota Novamotor	**3:53.865**	3	4	+47.056	+12.999	**107.8**
6	261 **Heinrich LANGFERMANN**	DEU		RALT RT3/84 VW Brabham Judd						
7	269 **Albert HILLER**	DEU		MARCH 793 Toyota Novamotor						
German Open 3										
1	74 **Roel GERAERTS**	BEL		ROYALE RP27 Ford	**3:22.347**	4	5			**124.6**
2	316 **Burkhard METZGER**	DEU		DULON MP18 Ford	**3:24.309**	4	5	+1.962	+1.962	**123.4**
3	71 **Stephan SCHROYEN**	BEL		ROYALE RP27 Ford	**4:11.681**	2	3	+49.334	+47.372	**100.2**
4	69 **Ute FELKEN**	DEU		VAN DIEMEN RF85 Ford						
German Open 4										
1	28 **Jochen THISSEN**	DEU		REYNARD Opel Lotus	**3:11.908**	4	5			**131.4**
2	21 **Christophe HANSOUL**	BEL		VAN DIEMEN RF12 Ford	**3:18.093**	4	5	+6.185	+6.185	**127.3**
3	72 **David DAHM**	BEL		VAN DIEMEN RF96 Ford	**3:19.144**	4	5	+7.236	+1.051	**126.6**
4	9 **Ralf GORAL**	DEU		REYNARD Opel Lotus	**3:26.990**	4	5	+15.082	+7.846	**121.8**
5	99 **Thomas VITAL**	DEU		REYNARD Opel Lotus	**3:32.680**	3	5	+20.772	+5.690	**118.6**
German Open 5										
1	63 **Mike KLEBE**	DEU		VAN DIEMEN RF78 Ford	**3:49.819**	3	4			**109.7**
German Open 6										
1	1 **Harald SCHMEYER**	DEU		LOLA T492	**3:26.208**	4	5			**122.3**
2	686 **Christine REICHHUBER**	DEU		LOLA T86/90 Ford	**3:58.374**	3	4	+32.166	+32.166	**105.8**
German Open 7										
1	4 **James MCGAUGHAY**	GBR		SWIFT DB4 Toyta	**3:10.440**	4	5			**132.4**
2	103 **Marc-Philipp SCHUBERT**	DEU		BRABHAM BT21 LTC	**3:21.161**	4	5	+10.721	+10.721	**125.3**

Track Status: **WET**

Published at: .....

Stewards:
Jan DHONDT Guy DAUBRIE Peter GEENS

Timekeeper:
Mario ESTÉBANEZ

ROADBOOK MOTOR CLASSIC
www.spasixhours.com
contact@roadbook.net

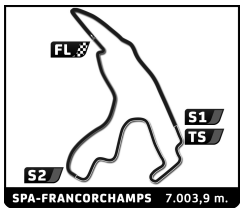

1-ADAC GRAF BERGHE VON TRIPS POKAL

SUPER SPA

Qualifying 1

Best Sector Times

	Sector 1			Sector 2			Sector 3						Ideal	Best	
Pos	No	Driver	Time	No	Driver	Time	No	Driver	Time	Pos	No	Driver	Lap	Lap	
1	155	D.HORNUNG	49.515	155	D.HORNUNG	1:22.490	155	D.HORNUNG	46.103	1	155	D.HORNUNG	2:58.108	3:00.149	(1)
2	276	P.ANDRIESSEN	51.976	13	W.HENSELER	1:26.521	8	E.COCCIARELLI	47.368	2	8	E.COCCIARELLI	3:06.809	3:06.809	(2)
3	8	E.COCCIARELLI	52.406	8	E.COCCIARELLI	1:27.035	4	J.MCGAUGHAY	47.683	3	13	W.HENSELER	3:06.854	3:07.340	(3)
4	13	W.HENSELER	52.490	276	P.ANDRIESSEN	1:27.261	13	W.HENSELER	47.843	4	276	P.ANDRIESSEN	3:07.523	3:07.879	(4)
5	28	J.THISSEN	53.153	4	J.MCGAUGHAY	1:28.142	276	P.ANDRIESSEN	48.286	5	4	J.MCGAUGHAY	3:09.038	3:10.440	(5)
6	4	J.MCGAUGHAY	53.213	28	J.THISSEN	1:28.794	28	J.THISSEN	49.520	6	28	J.THISSEN	3:11.467	3:11.908	(6)
7	15	M.LEBRETON	53.772	15	M.LEBRETON	1:30.663	15	M.LEBRETON	50.207	7	15	M.LEBRETON	3:14.642	3:16.216	(7)
8	72	D.DAHM	53.836	21	C.HANSOUL	1:31.301	104	J.WESTENBERG	51.251	8	21	C.HANSOUL	3:17.210	3:18.093	(9)
9	21	C.HANSOUL	53.902	104	J.WESTENBERG	1:31.617	103	M.SCHUBERT	51.262	9	104	J.WESTENBERG	3:17.571	3:17.915	(8)
10	104	J.WESTENBERG	54.703	72	D.DAHM	1:33.481	72	D.DAHM	51.366	10	72	D.DAHM	3:18.683	3:19.144	(10)
11	9	R.GORAL	54.735	103	M.SCHUBERT	1:33.914	74	R.GERAERTS	51.470	11	103	M.SCHUBERT	3:21.161	3:21.161	(11)
12	316	B.METZGER	55.445	74	R.GERAERTS	1:34.500	21	C.HANSOUL	52.007	12	74	R.GERAERTS	3:21.672	3:22.347	(12)
13	74	R.GERAERTS	55.702	1	H.SCHMEYER	1:35.561	9	R.GORAL	52.066	13	316	B.METZGER	3:24.309	3:24.309	(13)
14	103	M.SCHUBERT	55.985	316	B.METZGER	1:36.017	316	B.METZGER	52.847	14	9	R.GORAL	3:24.724	3:26.990	(15)
15	1	H.SCHMEYER	56.236	99	T.VITAL	1:37.434	1	H.SCHMEYER	54.188	15	1	H.SCHMEYER	3:25.985	3:26.208	(14)
16	99	T.VITAL	58.659	9	R.GORAL	1:37.923	99	T.VITAL	55.543	16	99	T.VITAL	3:31.636	3:32.680	(16)
17	208	J.SIHORSCH	1:00.141	208	J.SIHORSCH	1:40.644	208	J.SIHORSCH	58.981	17	208	J.SIHORSCH	3:39.766	3:40.866	(17)
18	63	M.KLEBE	1:02.986	63	M.KLEBE	1:46.616	63	M.KLEBE	1:00.182	18	63	M.KLEBE	3:49.784	3:49.819	(18)
19	333	B.MEYER VON LUECHKEN	1:03.856	686	C.REICHHUBER	1:47.241	333	B.MEYER VON LUECHKEN	1:00.252	19	333	B.MEYER VON LUECHKEN	3:51.795	3:53.865	(19)
20	686	C.REICHHUBER	1:06.436	333	B.MEYER VON LUECHKEN	1:47.687	686	C.REICHHUBER	1:02.628	20	686	C.REICHHUBER	3:56.305	3:58.374	(20)
21	71	S.SCHROYEN	1:11.769	71	S.SCHROYEN	1:53.485	71	S.SCHROYEN	1:06.427	21	71	S.SCHROYEN	4:11.681	4:11.681	(21)

ROADBOOK MOTOR CLASSIC
www.spasixhours.com
contact@roadbook.net

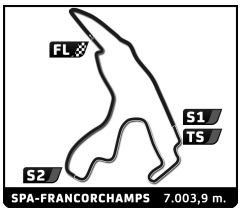

1-ADAC GRAF BERGHE VON TRIPS POKAL

SUPER SPA

Qualifying 1

Best Top Speed

				Top 1		Top 2		Top 3		Top 4		Top 5		
No	Driver	Team	Class	Kph	Lap	Kph	Lap	Kph	Lap	Kph	Lap	Kph	Lap	Avg
155	Daniel HORNUNG		German Ope	**204.9**	5	193.5	3	191.5	2	190.5	4	108.0	1	177,7
21	Christophe HANSOUL		German Ope	**197.4**	5	178.5	4	164.9	2	139.5	3	137.8	1	163,6
13	Wolfgang HENSELER		German Ope	**196.7**	4	190.1	3	172.8	5	142.5	2	134.8	1	167,4
276	Patrick ANDRIESSEN		German Ope	**185.2**	5	175.9	4	171.2	3	158.6	2	131.5	1	164,5
4	James MCGAUGHAY		German Ope	**178.2**	5	169.8	3	161.9	4	152.8	2	123.1	1	157,2
8	Elio COCCIARELLI		German Ope	**177.9**	4	172.8	2	155.6	3	123.6	5	85.6	1	143,1
316	Burkhard METZGER		German Ope	**173.6**	4	167.7	5	148.1	3	119.2	2	90.5	1	139,8
28	Jochen THISSEN		German Ope	**170.3**	3	164.1	4	162.9	5	155.4	2	147.1	1	160,0
74	Roel GERAERTS		German Ope	**166.4**	5	161.7	4	155.4	3	152.5	2	118.6	1	150,9
99	Thomas VITAL		German Ope	**165.9**	4	156.5	3	139.4	2	124.6	1	122.6	5	141,8
208	Jochem SIHORSCH		German Ope	**165.9**	3	139.7	2	113.0	1					139,5
15	Maxime LEBRETON		German Ope	**163.9**	5	163.4	4	155.2	3	131.2	2	88.6	1	140,5
72	David DAHM		German Ope	**161.9**	4	161.7	5	153.2	3	153.0	2	149.2	1	155,8
1	Harald SCHMEYER		German Ope	**159.1**	4	145.6	3	131.5	5	129.7	2	96.1	1	132,4
9	Ralf GORAL		German Ope	**158.4**	3	157.2	4	147.9	2	135.3	1	125.6	5	144,9
104	John WESTENBERG		German Ope	**154.9**	4	153.4	5	137.2	3	129.5	2	107.7	1	136,5
103	Marc-Philipp SCHUBERT		German Ope	**153.2**	4	121.1	3	120.9	5	117.0	2	83.3	1	119,1
63	Mike KLEBE		German Ope	**142.9**	3	142.7	4	138.1	2	100.0	1			130,9
333	Bernd MEYER VON LUECHKI		German Ope	**135.2**	3	132.8	4	124.9	2	98.4	1			122,8
686	Christine REICHHUBER		German Ope	**134.8**	4	121.2	3	113.6	2	86.0	1			113,9
71	Stephan SCHROYEN		German Ope	**119.7**	3	103.0	2	91.7	1					104,8
100	Heinz LANGE		German Ope	**118.0**	1									118,0
69	Ute FELKEN		German Ope											
261	Heinrich LANGFERMANN		German Ope											
269	Albert HILLER		German Ope											

ROADBOOK MOTOR CLASSIC
www.spasixhours.com
contact@roadbook.net

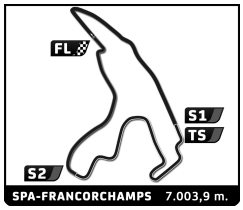

1-ADAC GRAF BERGHE VON TRIPS POKAL

SUPER SPA

Qualifying 1

Fastest Lap Sequence

Elapsed	No	Driver	Team	Car	Class	Time	Kph	Lap
6:40.589	276	Patrick ANDRIESSEN		RALT RT3/83 Alfa Novamotor	German C	**3:15.556**	128.9	2
7:08.279	155	Daniel HORNUNG		DALLARA F388 Alfa Novamotor	German C	**3:05.659**	135.8	2
10:11.007	155	Daniel HORNUNG		DALLARA F388 Alfa Novamotor	German C	**3:02.728**	138.0	3
13:11.252	155	Daniel HORNUNG		DALLARA F388 Alfa Novamotor	German C	**3:00.245**	139.9	4
16:11.401	155	Daniel HORNUNG		DALLARA F388 Alfa Novamotor	German C	**3:00.149**	140.0	5

ROADBOOK MOTOR CLASSIC
www.spasixhours.com
contact@roadbook.net

SUPER SPA

ADAC GRAF BERGHE VON TRIPS POKAL

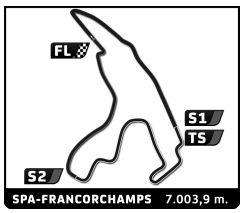

1-ADAC GRAF BERGHE VON TRIPS POKAL

SUPER SPA

Qualifying 1

Sector Analysis

__ Invalidated Lap Personal Best Session Best **B** Crossing the pit lane

1 Harald SCHMEYER — DEU — LOLA T492

Lap	Time	Sector 1	Sector 2	Sector 3	Kph	Elapsed
1	4:27.881	1:32.957	1:54.640	1:00.284	92.5	4:27.881
2	3:37.537	1:01.473	1:40.520	55.544	115.9	8:05.418
3	3:31.320	58.265	1:38.867	54.188	119.3	11:36.738
4	3:26.208	56.236	1:35.561	54.411	122.3	15:02.946
5	4:24.484 B	1:11.617	1:49.143	1:23.724	95.3	19:27.430

4 James MCGAUGHAY — GBR — SWIFT DB4 Toyta

Lap	Time	Sector 1	Sector 2	Sector 3	Kph	Elapsed
1	3:38.957	1:06.040	1:41.506	51.411	113.1	3:38.957
2	3:18.641	55.611	1:30.522	52.508	126.9	6:57.598
3	3:11.197	54.979	1:28.535	47.683	131.9	10:08.795
4	3:10.440	53.213	1:28.142	49.085	132.4	13:19.235
5	3:27.363	54.083	1:29.570	1:03.710	121.6	16:46.598

8 Elio COCCIARELLI — DEU — RALT RT3/84 Alfa Novamotor

Lap	Time	Sector 1	Sector 2	Sector 3	Kph	Elapsed
1	4:38.846	1:29.830	2:02.158	1:06.858	88.8	4:38.846
2	3:17.304	56.818	1:31.502	48.984	127.8	7:56.150
3	3:11.611	53.455	1:29.950	48.206	131.6	11:07.761
4	3:06.809	52.406	1:27.035	47.368	135.0	14:14.570
5	4:35.254 B	1:05.190	1:42.255	1:47.809	91.6	18:49.824

9 Ralf GORAL — DEU — REYNARD Opel Lotus

Lap	Time	Sector 1	Sector 2	Sector 3	Kph	Elapsed
1	5:07.480	2:24.742	1:47.525	55.213	80.6	5:07.480
2	3:31.272	1:00.318	1:38.888	52.066	119.3	8:38.752
3	3:27.385	57.036	1:37.923	52.426	121.6	12:06.137
4	3:26.990	54.735	1:38.043	54.212	121.8	15:33.127
5	4:26.152 B	1:10.016	1:54.627	1:21.509	94.7	19:59.279

13 Wolfgang HENSELER — DEU — DALLARA F386 Alfa Novamotor

Lap	Time	Sector 1	Sector 2	Sector 3	Kph	Elapsed
1	4:10.948	1:29.003	1:45.751	56.194	98.7	4:10.948
2	3:14.138	55.926	1:30.369	47.843	129.9	7:25.086
3	3:09.466	52.648	1:27.757	49.061	133.1	10:34.552
4	3:07.340	52.490	1:26.521	48.329	134.6	13:41.892
5	3:26.595 B	54.188	1:28.731	1:03.676	122.0	17:08.487

15 Maxime LEBRETON — FRA — RALT RT3/82

Lap	Time	Sector 1	Sector 2	Sector 3	Kph	Elapsed
1	4:16.876	1:35.407	1:45.468	56.001	96.4	4:16.876
2	3:19.843	56.022	1:33.151	50.670	126.2	7:36.719
3	3:16.242	54.641	1:31.394	50.207	128.5	10:52.961
4	3:16.216	53.772	1:31.486	50.958	128.5	14:09.177
5	3:34.927 B	54.373	1:30.663	1:09.891	117.3	17:44.104

21 Christophe HANSOUL — BEL — VAN DIEMEN RF12 Ford

Lap	Time	Sector 1	Sector 2	Sector 3	Kph	Elapsed
1	3:33.348	56.501	1:40.137	56.710	116.1	3:33.348
2	3:25.625	55.296	1:36.023	54.306	122.6	6:58.973
3	3:37.323	56.220	1:40.729	1:00.374	116.0	10:36.296
4	3:18.093	54.307	1:31.779	52.007	127.3	13:54.389
5	3:37.727 B	53.902	1:31.301	1:12.524	115.8	17:32.116

28 Jochen THISSEN — DEU — REYNARD Opel Lotus

Lap	Time	Sector 1	Sector 2	Sector 3	Kph	Elapsed
1	5:03.563	2:37.964	1:34.109	51.490	81.6	5:03.563
2	3:16.000	55.184	1:31.296	49.520	128.6	8:19.563
3	3:13.023	53.583	1:29.713	49.727	130.6	11:32.586
4	3:11.908	53.153	1:28.794	49.961	131.4	14:44.494
5	3:40.927 B	56.654	1:30.871	1:13.402	114.1	18:25.421

63 Mike KLEBE — DEU — VAN DIEMEN RF78 Ford

Lap	Time	Sector 1	Sector 2	Sector 3	Kph	Elapsed
1	4:32.635	1:25.772	2:03.867	1:02.996	90.9	4:32.635
2	3:51.764	1:04.330	1:47.252	1:00.182	108.8	8:24.399
3	3:49.819	1:02.986	1:46.616	1:00.217	109.7	12:14.218
4	4:29.097 B	1:06.835	1:58.851	1:23.411	93.7	16:43.315

71 Stephan SCHROYEN — BEL — ROYALE RP27 Ford

Lap	Time	Sector 1	Sector 2	Sector 3	Kph	Elapsed
1	4:18.119	1:09.311	2:01.802	1:07.006	96.0	4:18.119
2	4:11.681	1:11.769	1:53.485	1:06.427	100.2	8:29.800
3	4:29.676 B	1:11.876	1:54.557	1:23.243	93.5	12:59.476

72 David DAHM — BEL — VAN DIEMEN RF96 Ford

Lap	Time	Sector 1	Sector 2	Sector 3	Kph	Elapsed
1	3:26.939	48.116	1:42.669	56.154	119.7	3:26.939
2	3:30.742	57.870	1:38.936	53.936	119.6	6:57.681
3	3:24.504	55.530	1:36.187	52.787	123.3	10:22.185
4	3:19.144	53.836	1:33.942	51.366	126.6	13:41.329
5	3:31.137 B	54.642	1:33.481	1:03.014	119.4	17:12.466

74 Roel GERAERTS — BEL — ROYALE RP27 Ford

Lap	Time	Sector 1	Sector 2	Sector 3	Kph	Elapsed
1	3:46.940	1:08.210	1:44.672	54.058	109.2	3:46.940
2	3:27.783	58.677	1:36.830	52.276	121.3	7:14.723
3	3:25.484	57.074	1:36.940	51.470	122.7	10:40.207
4	3:22.347	55.702	1:34.500	52.145	124.6	14:02.554
5	3:44.764 B	57.495	1:36.272	1:10.997	112.2	17:47.318

99 Thomas VITAL — DEU — REYNARD Opel Lotus

Lap	Time	Sector 1	Sector 2	Sector 3	Kph	Elapsed
1	5:13.680	2:30.626	1:44.793	58.261	79.0	5:13.680
2	3:39.822	1:01.753	1:41.682	56.387	114.7	8:53.502
3	3:32.680	59.703	1:37.434	55.543	118.6	12:26.182
4	3:35.736	58.659	1:37.653	59.424	116.9	16:01.918
5	4:32.627 B	1:16.147	1:55.512	1:20.968	92.5	20:34.545

100 Heinz LANGE — DEU — DALLARA F387 Alfa Novamotor

Lap	Time	Sector 1	Sector 2	Sector 3	Kph	Elapsed
1	19:54.777 B	...	2:01.942	1:55.726	20.7	19:54.777

103 Marc-Philipp SCHUBERT — DEU — BRABHAM BT21 LTC

Lap	Time	Sector 1	Sector 2	Sector 3	Kph	Elapsed
1	4:58.424	1:33.596	2:13.270	1:11.558	83.0	4:58.424
2	3:45.453	1:05.498	1:44.378	55.577	111.8	8:43.877
3	3:31.323	59.296	1:40.152	51.875	119.3	12:15.200
4	3:21.161	55.985	1:33.914	51.262	125.3	15:36.361

ROADBOOK MOTOR CLASSIC
www.spasixhours.com
contact@roadbook.net

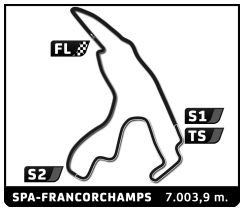

1-ADAC GRAF BERGHE VON TRIPS POKAL

SUPER SPA

Qualifying 1

Sector Analysis

__ Invalidated Lap Personal Best Session Best **B** Crossing the pit lane

Lap	Time	Sector 1	Sector 2	Sector 3	Kph	Elapsed	Lap	Time	Sector 1	Sector 2	Sector 3	Kph	Elapsed
5	4:26.479 B	1:09.542	1:56.536	1:20.401	94.6	20:02.840							

104 John WESTENBERG — DEU

RALT RT30/85 VW Spiess

Lap	Time	Sector 1	Sector 2	Sector 3	Kph	Elapsed
1	4:04.505	1:16.494	1:51.190	56.821	101.3	4:04.505
2	3:33.312	1:00.673	1:39.007	53.632	118.2	7:37.817
3	3:24.314	58.006	1:35.057	51.251	123.4	11:02.131
4	3:17.915	54.703	1:31.617	51.595	127.4	14:20.046
5	3:54.630	59.780	1:37.741	1:17.109	107.5	18:14.676

155 Daniel HORNUNG — DEU

DALLARA F388 Alfa Novamotor

Lap	Time	Sector 1	Sector 2	Sector 3	Kph	Elapsed
1	4:02.620	1:33.874	1:38.510	50.236	102.1	4:02.620
2	3:05.659	52.605	1:26.380	46.674	135.8	7:08.279
3	3:02.728	50.721	1:25.580	46.427	138.0	10:11.007
4	3:00.245	50.919	1:23.223	46.103	139.9	13:11.252
5	3:00.149	49.515	1:22.490	48.144	140.0	16:11.401

208 Jochem SIHORSCH — DEU

RALT RT3/84 VW Brabham Judd

Lap	Time	Sector 1	Sector 2	Sector 3	Kph	Elapsed
1	8:44.320	5:46.943	1:54.157	1:03.220	47.3	8:44.320
2	3:50.447	1:04.876	1:46.590	58.981	109.4	12:34.767
3	3:40.866	1:00.141	1:40.644	1:00.081	114.2	16:15.633

276 Patrick ANDRIESSEN — NLD

RALT RT3/83 Alfa Novamotor

Lap	Time	Sector 1	Sector 2	Sector 3	Kph	Elapsed
1	3:25.033	58.545	1:34.577	51.911	120.8	3:25.033
2	3:15.556	54.619	1:30.991	49.946	128.9	6:40.589
3	3:09.649	53.239	1:28.124	48.286	133.0	9:50.238
4	3:07.879	52.031	1:27.519	48.329	134.2	12:58.117
5	3:21.329 B	51.976	1:27.261	1:02.092	125.2	16:19.446

316 Burkhard METZGER — DEU

DULON MP18 Ford

Lap	Time	Sector 1	Sector 2	Sector 3	Kph	Elapsed
1	4:12.892	1:18.410	1:53.317	1:01.165	98.0	4:12.892
2	3:37.023	1:00.277	1:42.253	54.493	116.2	7:49.915
3	3:29.118	57.741	1:38.398	52.979	120.6	11:19.033
4	3:24.309	55.445	1:36.017	52.847	123.4	14:43.342
5	4:13.694 B	1:04.260	1:47.282	1:22.152	99.4	18:57.036

333 Bernd MEYER VON LUECHKEN — VNZ

RALT RT1/76 Toyota Novamotor

Lap	Time	Sector 1	Sector 2	Sector 3	Kph	Elapsed
1	4:27.345	1:20.987	2:00.056	1:06.302	92.7	4:27.345
2	4:00.116	1:09.480	1:49.923	1:00.713	105.0	8:27.461
3	3:53.865	1:03.856	1:49.757	1:00.252	107.8	12:21.326
4	3:56.695	1:03.912	1:47.687	1:05.096	106.5	16:18.021

686 Christine REICHHUBER — DEU

LOLA T86/90 Ford

Lap	Time	Sector 1	Sector 2	Sector 3	Kph	Elapsed
1	4:57.233	1:35.352	2:10.197	1:11.684	83.4	4:57.233
2	4:16.416	1:17.156	1:55.648	1:03.612	98.3	9:13.649
3	3:58.374	1:08.505	1:47.241	1:02.628	105.8	13:12.023
4	4:17.501 B	1:06.436	1:48.636	1:22.429	97.9	17:29.524

ROADBOOK MOTOR CLASSIC
www.spasixhours.com
contact@roadbook.net

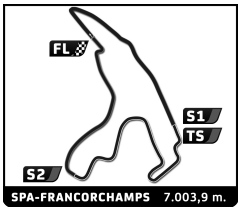

SUPER SPA

1-ADAC GRAF BERGHE VON TRIPS POKAL

Qualifying 1

Weather Report

Air Temperature

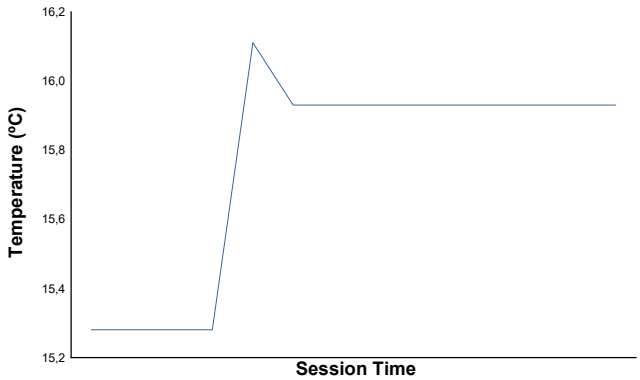

Track Temperature

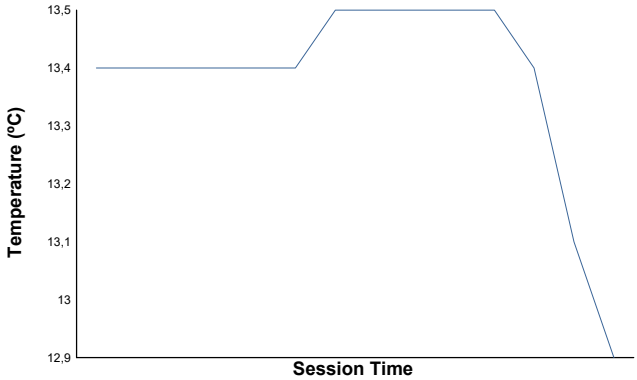

Humidity

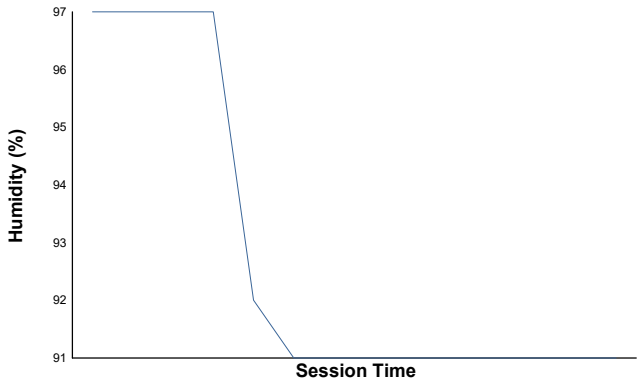

Pressure

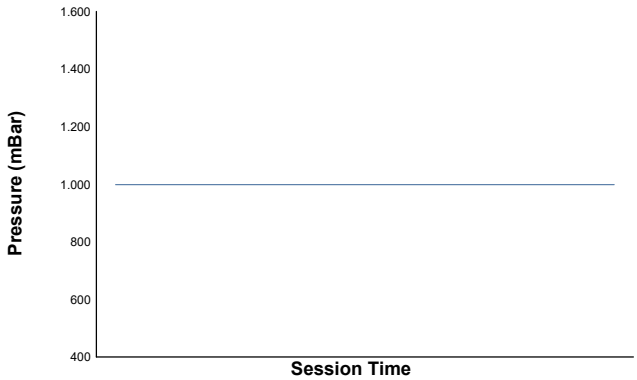

Wind Speed

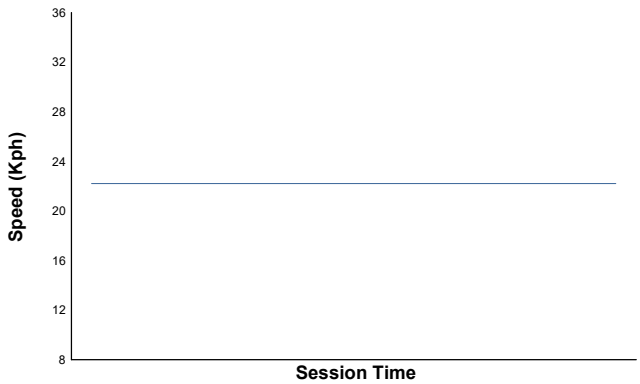

Wind Direction

North=0º/360º East=90º South=180º West=270º

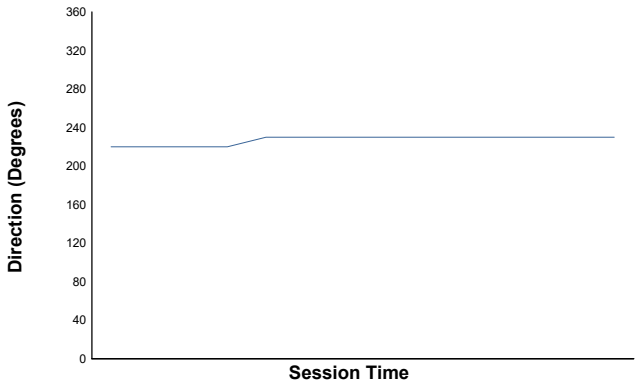

Track Status: **WET**

ROADBOOK MOTOR CLASSIC
www.spasixhours.com
contact@roadbook.net

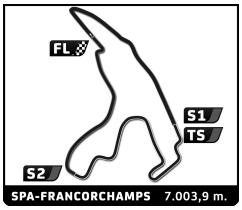

1-ADAC GRAF BERGHE VON TRIPS POKAL

SUPER SPA

Qualifying 2

Final Classification

	No	Driver	Nat	Team	Car	Cl.	Time	Lap	Total	Gap		Kph
1	8	**Elio COCCIARELLI**	DEU		RALT RT3/84 Alfa Novamotor	German	**2:56.117**	7	7	-	-	**143.2**
2	13	**Wolfgang HENSELER**	DEU		DALLARA F386 Alfa Novamotor	German	**2:59.731**	5	7	+3.614	+3.614	**140.3**
3	276	**Patrick ANDRIESSEN**	NLD		RALT RT3/83 Alfa Novamotor	German	**3:02.623**	7	7	+6.506	+2.892	**138.1**
4	28	**Jochen THISSEN**	DEU		REYNARD Opel Lotus	German	**3:04.467**	5	5	+8.350	+1.844	**136.7**
5	104	**John WESTENBERG**	DEU		RALT RT30/85 VW Spiess	German	**3:05.530**	5	5	+9.413	+1.063	**135.9**
6	9	**Ralf GORAL**	DEU		REYNARD Opel Lotus	German	**3:08.544**	5	5	+12.427	+3.014	**133.7**
7	15	**Maxime LEBRETON**	FRA		RALT RT3/82	German	**3:10.538**	4	4	+14.421	+1.994	**132.3**
8	103	**Marc-Philipp SCHUBERT**	DEU		BRABHAM BT21 LTC	German	**3:11.937**	5	5	+15.820	+1.399	**131.4**
9	4	**James MCGAUGHAY**	GBR		SWIFT DB4 Toyta	German	**3:13.711**	5	6	+17.594	+1.774	**130.2**
10	261	**Heinrich LANGFERMANN**	DEU		RALT RT3/84 VW Brabham Judd	German	**3:13.968**	6	6	+17.851	+0.257	**130.0**
11	72	**David DAHM**	BEL		VAN DIEMEN RF96 Ford	German	**3:16.982**	6	6	+20.865	+3.014	**128.0**
12	74	**Roel GERAERTS**	BEL		ROYALE RP27 Ford	German	**3:17.359**	5	6	+21.242	+0.377	**127.8**
13	316	**Burkhard METZGER**	DEU		DULON MP18 Ford	German	**3:19.844**	6	6	+23.727	+2.485	**126.2**
14	1	**Harald SCHMEYER**	DEU		LOLA T492	German	**3:19.918**	6	6	+23.801	+0.074	**126.1**
15	21	**Christophe HANSOUL**	BEL		VAN DIEMEN RF12 Ford	German	**3:20.079**	6	6	+23.962	+0.161	**126.0**
16	99	**Thomas VITAL**	DEU		REYNARD Opel Lotus	German	**3:21.684**	4	4	+25.567	+1.605	**125.0**
17	100	**Heinz LANGE**	DEU		DALLARA F387 Alfa Novamotor	German	**3:22.055**	6	6	+25.938	+0.371	**124.8**
18	269	**Albert HILLER**	DEU		MARCH 793 Toyota Novamotor	German	**3:22.619**	6	6	+26.502	+0.564	**124.4**
19	208	**Jochem SIHORSCH**	DEU		RALT RT3/84 VW Brabham Judd	German	**3:22.756**	5	5	+26.639	+0.137	**124.4**
20	333	**Bernd MEYER VON LUECHKEN**	VNZ		RALT RT1/76 Toyota Novamotor	German	**3:36.368**	5	6	+40.251	+13.612	**116.5**
21	63	**Mike KLEBE**	DEU		VAN DIEMEN RF78 Ford	German	**3:39.248**	6	6	+43.131	+2.880	**115.0**
22	686	**Christine REICHHUBER**	DEU		LOLA T86/90 Ford	German	**3:40.199**	5	5	+44.082	+0.951	**114.5**
23	69	**Ute FELKEN**	DEU		VAN DIEMEN RF85 Ford	German	**3:42.960**	5	5	+46.843	+2.761	**113.1**
24	71	**Stephan SCHROYEN**	BEL		ROYALE RP27 Ford	German	**3:43.443**	4	5	+47.326	+0.483	**112.8**
25	155	**Daniel HORNUNG**	DEU		DALLARA F388 Alfa Novamotor	German						

Fastest Lap:	Lap 7	Elio COCCIARELLI	**2:56.117**	143.2 Kph

Track Status: **WET**

Published at: .....

Stewards:			**Timekeeper:**
Jan DHONDT	Guy DAUBRIE	Peter GEENS	Mario ESTÉBANEZ

ROADBOOK MOTOR CLASSIC
www.spasixhours.com
contact@roadbook.net

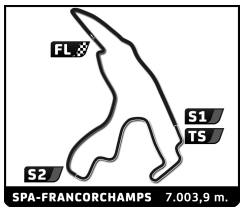

1-ADAC GRAF BERGHE VON TRIPS POKAL

SUPER SPA

Qualifying 2

Final Classification by Class

No	Driver	Nat	Team	Car	Time	Lap	Total	Gap		Kph
German Open 1										
1	13 **Wolfgang HENSELER**	DEU		DALLARA F386 Alfa Novamotor	**2:59.731**	5	7			**140.3**
2	104 **John WESTENBERG**	DEU		RALT RT30/85 VW Spiess	**3:05.530**	5	5	+5.799	+5.799	**135.9**
3	100 **Heinz LANGE**	DEU		DALLARA F387 Alfa Novamotor	**3:22.055**	6	6	+22.324	+16.525	**124.8**
4	155 **Daniel HORNUNG**	DEU		DALLARA F388 Alfa Novamotor						
German Open 2										
1	8 **Elio COCCIARELLI**	DEU		RALT RT3/84 Alfa Novamotor	**2:56.117**	7	7			**143.2**
2	276 **Patrick ANDRIESSEN**	NLD		RALT RT3/83 Alfa Novamotor	**3:02.623**	7	7	+6.506	+6.506	**138.1**
3	15 **Maxime LEBRETON**	FRA		RALT RT3/82	**3:10.538**	4	4	+14.421	+7.915	**132.3**
4	261 **Heinrich LANGFERMANN**	DEU		RALT RT3/84 VW Brabham Judd	**3:13.968**	6	6	+17.851	+3.430	**130.0**
5	269 **Albert HILLER**	DEU		MARCH 793 Toyota Novamotor	**3:22.619**	6	6	+26.502	+8.651	**124.4**
6	208 **Jochem SIHORSCH**	DEU		RALT RT3/84 VW Brabham Judd	**3:22.756**	5	5	+26.639	+0.137	**124.4**
7	333 **Bernd MEYER VON LUECHKEN**	VNZ		RALT RT1/76 Toyota Novamotor	**3:36.368**	5	6	+40.251	+13.612	**116.5**
German Open 3										
1	74 **Roel GERAERTS**	BEL		ROYALE RP27 Ford	**3:17.359**	5	6			**127.8**
2	316 **Burkhard METZGER**	DEU		DULON MP18 Ford	**3:19.844**	6	6	+2.485	+2.485	**126.2**
3	69 **Ute FELKEN**	DEU		VAN DIEMEN RF85 Ford	**3:42.960**	5	5	+25.601	+23.116	**113.1**
4	71 **Stephan SCHROYEN**	BEL		ROYALE RP27 Ford	**3:43.443**	4	5	+26.084	+0.483	**112.8**
German Open 4										
1	28 **Jochen THISSEN**	DEU		REYNARD Opel Lotus	**3:04.467**	5	5			**136.7**
2	9 **Ralf GORAL**	DEU		REYNARD Opel Lotus	**3:08.544**	5	5	+4.077	+4.077	**133.7**
3	72 **David DAHM**	BEL		VAN DIEMEN RF96 Ford	**3:16.982**	6	6	+12.515	+8.438	**128.0**
4	21 **Christophe HANSOUL**	BEL		VAN DIEMEN RF12 Ford	**3:20.079**	6	6	+15.612	+3.097	**126.0**
5	99 **Thomas VITAL**	DEU		REYNARD Opel Lotus	**3:21.684**	4	4	+17.217	+1.605	**125.0**
German Open 5										
1	63 **Mike KLEBE**	DEU		VAN DIEMEN RF78 Ford	**3:39.248**	6	6			**115.0**
German Open 6										
1	1 **Harald SCHMEYER**	DEU		LOLA T492	**3:19.918**	6	6			**126.1**
2	686 **Christine REICHHUBER**	DEU		LOLA T86/90 Ford	**3:40.199**	5	5	+20.281	+20.281	**114.5**
German Open 7										
1	103 **Marc-Philipp SCHUBERT**	DEU		BRABHAM BT21 LTC	**3:11.937**	5	5			**131.4**
2	4 **James MCGAUGHAY**	GBR		SWIFT DB4 Toyta	**3:13.711**	5	6	+1.774	+1.774	**130.2**

Track Status: **WET**

Published at: .....

Stewards:
Jan DHONDT Guy DAUBRIE Peter GEENS

Timekeeper:
Mario ESTÉBANEZ

ROADBOOK MOTOR CLASSIC
www.spasixhours.com
contact@roadbook.net

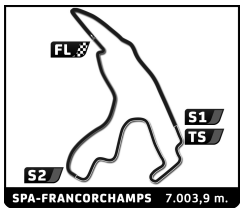

1-ADAC GRAF BERGHE VON TRIPS POKAL

SUPER SPA

Qualifying 2

Best Sector Times

	Sector 1			Sector 2			Sector 3								
Pos	No	Driver	Time	No	Driver	Time	No	Driver	Time	Pos	No	Driver	Ideal Lap	Best Lap	
1	8	E.COCCIARELLI	50.006	8	E.COCCIARELLI	1:21.349	8	E.COCCIARELLI	44.762	1	8	E.COCCIARELLI	2:56.117	2:56.117	(1)
2	13	W.HENSELER	50.836	13	W.HENSELER	1:23.008	13	W.HENSELER	45.419	2	13	W.HENSELER	2:59.263	2:59.731	(2)
3	276	P.ANDRIESSEN	50.978	28	J.THISSEN	1:25.086	276	P.ANDRIESSEN	46.130	3	276	P.ANDRIESSEN	3:02.550	3:02.623	(3)
4	4	J.MCGAUGHAY	51.060	276	P.ANDRIESSEN	1:25.442	28	J.THISSEN	46.884	4	28	J.THISSEN	3:03.993	3:04.467	(4)
5	9	R.GORAL	51.855	104	J.WESTENBERG	1:26.305	104	J.WESTENBERG	47.250	5	104	J.WESTENBERG	3:05.530	3:05.530	(5)
6	104	J.WESTENBERG	51.975	103	M.SCHUBERT	1:28.924	9	R.GORAL	47.584	6	9	R.GORAL	3:08.544	3:08.544	(6)
7	28	J.THISSEN	52.023	9	R.GORAL	1:29.105	15	M.LEBRETON	48.846	7	15	M.LEBRETON	3:10.538	3:10.538	(7)
8	15	M.LEBRETON	52.471	15	M.LEBRETON	1:29.221	261	H.LANGFERMANN	48.905	8	103	M.SCHUBERT	3:10.879	3:11.937	(8)
9	103	M.SCHUBERT	52.792	261	H.LANGFERMANN	1:30.052	103	M.SCHUBERT	49.163	9	4	J.MCGAUGHAY	3:13.249	3:13.711	(9)
10	72	D.DAHM	53.594	4	J.MCGAUGHAY	1:31.574	74	R.GERAERTS	49.935	10	261	H.LANGFERMANN	3:13.968	3:13.968	(10)
11	100	H.LANGE	54.284	208	J.SIHORSCH	1:31.611	72	D.DAHM	50.091	11	74	R.GERAERTS	3:16.128	3:17.359	(12)
12	74	R.GERAERTS	54.529	74	R.GERAERTS	1:31.664	21	C.HANSOUL	50.246	12	72	D.DAHM	3:16.982	3:16.982	(11)
13	261	H.LANGFERMANN	55.011	99	T.VITAL	1:32.361	269	A.HILLER	50.506	13	208	J.SIHORSCH	3:19.348	3:22.756	(19)
14	21	C.HANSOUL	55.054	72	D.DAHM	1:33.297	316	B.METZGER	50.556	14	316	B.METZGER	3:19.595	3:19.844	(13)
15	269	A.HILLER	55.180	316	B.METZGER	1:33.438	4	J.MCGAUGHAY	50.615	15	1	H.SCHMEYER	3:19.918	3:19.918	(14)
16	1	H.SCHMEYER	55.243	1	H.SCHMEYER	1:34.005	1	H.SCHMEYER	50.670	16	21	C.HANSOUL	3:20.079	3:20.079	(15)
17	316	B.METZGER	55.601	21	C.HANSOUL	1:34.779	208	J.SIHORSCH	51.513	17	99	T.VITAL	3:21.578	3:21.684	(16)
18	208	J.SIHORSCH	56.224	100	H.LANGE	1:35.616	99	T.VITAL	51.782	18	269	A.HILLER	3:21.848	3:22.619	(18)
19	99	T.VITAL	57.435	269	A.HILLER	1:36.162	100	H.LANGE	52.118	19	100	H.LANGE	3:22.018	3:22.055	(17)
20	333	B.MEYER VON LUECHKEN	58.499	686	C.REICHHUBER	1:40.839	63	M.KLEBE	55.573	20	333	B.MEYER VON LUECHKEN	3:35.562	3:36.368	(20)
21	69	U.FELKEN	1:00.994	333	B.MEYER VON LUECHKEN	1:41.032	333	B.MEYER VON LUECHKEN	56.031	21	63	M.KLEBE	3:39.248	3:39.248	(21)
22	63	M.KLEBE	1:01.236	63	M.KLEBE	1:42.439	71	S.SCHROYEN	56.845	22	686	C.REICHHUBER	3:40.199	3:40.199	(22)
23	71	S.SCHROYEN	1:01.923	71	S.SCHROYEN	1:43.045	686	C.REICHHUBER	56.987	23	71	S.SCHROYEN	3:41.813	3:43.443	(24)
24	686	C.REICHHUBER	1:02.373	69	U.FELKEN	1:43.120	69	U.FELKEN	58.846	24	69	U.FELKEN	3:42.960	3:42.960	(23)

ROADBOOK MOTOR CLASSIC
www.spasixhours.com
contact@roadbook.net

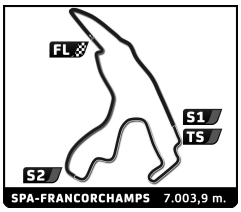

1-ADAC GRAF BERGHE VON TRIPS POKAL

SUPER SPA

Qualifying 2

Best Top Speed

				Top 1		Top 2		Top 3		Top 4		Top 5		
No	Driver	Team	Class	Kph	Lap	Kph	Lap	Kph	Lap	Kph	Lap	Kph	Lap	Avg
13	Wolfgang HENSELER		German Ope	**203.4**	5	202.6	6	201.9	7	192.5	3	187.5	4	197,6
276	Patrick ANDRIESSEN		German Ope	**203.0**	7	200.7	6	200.4	5	195.7	3	190.5	4	198,1
8	Elio COCCIARELLI		German Ope	**197.1**	4	196.4	5	196.0	6	195.3	7	189.1	3	194,8
72	David DAHM		German Ope	**196.4**	4	193.9	6	193.5	5	184.3	3	173.9	2	188,4
15	Maxime LEBRETON		German Ope	**193.2**	3	190.1	4	189.1	2	164.1	1			184,1
100	Heinz LANGE		German Ope	**192.9**	6	190.5	4	172.5	3	172.0	5	163.4	2	178,3
104	John WESTENBERG		German Ope	**192.5**	3	188.5	5	168.7	4	166.4	2	136.4	1	170,5
9	Ralf GORAL		German Ope	**192.2**	5	181.2	3	180.6	4	173.9	1	171.4	2	179,9
28	Jochen THISSEN		German Ope	**192.2**	2	192.2	4	189.8	5	183.4	3	168.2	1	185,2
333	Bernd MEYER VON LUECHKI		German Ope	**191.5**	5	180.0	6	168.2	4	157.0	2	146.3	3	168,6
4	James MCGAUGHAY		German Ope	**189.5**	5	172.2	4	170.1	6	156.7	3	148.6	2	167,4
21	Christophe HANSOUL		German Ope	**187.5**	4	186.5	3	176.2	6	168.7	2	162.9	5	176,4
1	Harald SCHMEYER		German Ope	**186.9**	6	184.0	5	178.2	4	171.2	3	168.2	2	177,7
316	Burkhard METZGER		German Ope	**185.9**	6	182.4	5	172.8	4	171.7	3	157.2	2	174,0
74	Roel GERAERTS		German Ope	**184.9**	6	180.9	5	180.6	2	179.1	4	165.1	3	178,1
261	Heinrich LANGFERMANN		German Ope	**183.4**	6	173.1	5	143.4	3	136.0	4	126.6	2	152,5
99	Thomas VITAL		German Ope	**182.1**	4	181.8	3	180.3	2	141.9	1			171,5
208	Jochem SIHORSCH		German Ope	**176.8**	4	175.3	5	174.5	3	169.0	2	147.3	1	168,6
269	Albert HILLER		German Ope	**176.5**	3	172.8	6	171.2	5	168.2	2	166.7	4	171,1
103	Marc-Philipp SCHUBERT		German Ope	**173.4**	4	165.4	5	160.5	3	153.0	2	114.6	1	153,4
63	Mike KLEBE		German Ope	**158.6**	3	157.9	6	157.4	2	152.5	4	149.8	5	155,2
71	Stephan SCHROYEN		German Ope	**154.1**	4	140.6	2	129.7	5	129.0	3	114.2	1	133,5
686	Christine REICHHUBER		German Ope	**152.3**	5	148.8	4	140.8	2	137.2	3	117.4	1	139,3
69	Ute FELKEN		German Ope	**137.1**	4	135.2	5	132.4	3	128.7	2	103.9	1	127,5
155	Daniel HORNUNG		German Ope											

ROADBOOK MOTOR CLASSIC
www.spasixhours.com
contact@roadbook.net

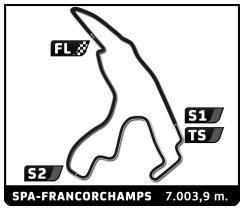

1-ADAC GRAF BERGHE VON TRIPS POKAL

SUPER SPA

Qualifying 2

Fastest Lap Sequence

Elapsed	No	Driver	Team	Car	Class	Time	Kph	Lap
6:56.681	8	Elio COCCIARELLI		RALT RT3/84 Alfa Novamotor	German C	**3:06.838**	135.0	2
9:59.665	8	Elio COCCIARELLI		RALT RT3/84 Alfa Novamotor	German C	**3:02.984**	137.8	3
13:01.059	8	Elio COCCIARELLI		RALT RT3/84 Alfa Novamotor	German C	**3:01.394**	139.0	4
16:01.182	8	Elio COCCIARELLI		RALT RT3/84 Alfa Novamotor	German C	**3:00.123**	140.0	5
16:08.743	13	Wolfgang HENSELER		DALLARA F386 Alfa Novamotor	German C	**2:59.731**	140.3	5
21:58.368	8	Elio COCCIARELLI		RALT RT3/84 Alfa Novamotor	German C	**2:56.117**	143.2	7

ROADBOOK MOTOR CLASSIC
www.spasixhours.com
contact@roadbook.net

1-ADAC GRAF BERGHE VON TRIPS POKAL

SUPER SPA

Qualifying 2

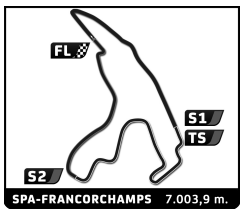

Sector Analysis

__ Invalidated Lap | Personal Best | Session Best | **B** Crossing the pit lane

1 Harald SCHMEYER — DEU — LOLA T492

Lap	Time	Sector 1	Sector 2	Sector 3	Kph	Elapsed
1	4:07.299	1:19.878	1:48.436	58.985	100.2	4:07.299
2	3:32.151	57.528	1:39.154	55.469	118.9	7:39.450
3	3:24.168	56.584	1:35.129	52.455	123.5	11:03.618
4	3:24.530	57.100	1:34.699	52.731	123.3	14:28.148
5	3:23.154	56.401	1:34.339	52.414	124.1	17:51.302
6	3:19.918	55.243	1:34.005	50.670	126.1	21:11.220

4 James MCGAUGHAY — GBR — SWIFT DB4 Toyta

Lap	Time	Sector 1	Sector 2	Sector 3	Kph	Elapsed
1	4:24.469	1:30.526	1:53.487	1:00.456	93.7	4:24.469
2	3:26.158	56.175	1:36.644	53.339	122.3	7:50.627
3	3:20.723	54.232	1:34.121	52.370	125.6	11:11.350
4	3:15.206	52.462	1:32.129	50.615	129.2	14:26.556
5	3:13.711	51.469	1:31.574	50.668	130.2	17:40.267
6	3:14.052	51.060	1:31.745	51.247	129.9	20:54.319

8 Elio COCCIARELLI — DEU — RALT RT3/84 Alfa Novamotor

Lap	Time	Sector 1	Sector 2	Sector 3	Kph	Elapsed
1	3:49.843	1:19.090	1:38.060	52.693	107.8	3:49.843
2	3:06.838	52.708	1:27.018	47.112	135.0	6:56.681
3	3:02.984	51.285	1:25.111	46.588	137.8	9:59.665
4	3:01.394	50.625	1:24.016	46.753	139.0	13:01.059
5	3:00.123	50.500	1:23.805	45.818	140.0	16:01.182
6	3:01.069	50.573	1:22.793	47.703	139.3	19:02.251
7	2:56.117	50.006	1:21.349	44.762	143.2	21:58.368

9 Ralf GORAL — DEU — REYNARD Opel Lotus

Lap	Time	Sector 1	Sector 2	Sector 3	Kph	Elapsed
1	8:57.830	6:32.801	1:34.773	50.256	46.1	8:57.830
2	3:16.225	53.205	1:33.742	49.278	128.5	12:14.055
3	3:15.313	53.135	1:32.545	49.633	129.1	15:29.368
4	3:13.009	53.093	1:31.032	48.884	130.6	18:42.377
5	3:08.544	51.855	1:29.105	47.584	133.7	21:50.921

13 Wolfgang HENSELER — DEU — DALLARA F386 Alfa Novamotor

Lap	Time	Sector 1	Sector 2	Sector 3	Kph	Elapsed
1	3:50.674	1:15.745	1:33.192	1:01.737	107.4	3:50.674
2	3:09.886	54.088	1:28.013	47.785	132.8	7:00.560
3	3:05.358	51.828	1:25.972	47.558	136.0	10:05.918
4	3:03.094	52.011	1:25.070	46.013	137.7	13:09.012
5	2:59.731	51.066	1:23.112	45.553	140.3	16:08.743
6	3:00.118	50.836	1:23.863	45.419	140.0	19:08.861
7	3:02.711	53.369	1:23.008	46.334	138.0	22:11.572

15 Maxime LEBRETON — FRA — RALT RT3/82

Lap	Time	Sector 1	Sector 2	Sector 3	Kph	Elapsed
1	10:57.407	8:32.213	1:34.363	50.831	37.7	10:57.407
2	3:14.823	54.454	1:30.340	50.029	129.4	14:12.230
3	3:11.791	53.025	1:29.620	49.146	131.5	17:24.021
4	3:10.538	52.471	1:29.221	48.846	132.3	20:34.559

21 Christophe HANSOUL — BEL — VAN DIEMEN RF12 Ford

Lap	Time	Sector 1	Sector 2	Sector 3	Kph	Elapsed
1	4:03.064	1:09.230	1:53.466	1:00.368	101.9	4:03.064
2	3:30.528	58.041	1:38.692	53.795	119.8	7:33.592
3	3:27.206	56.699	1:38.225	52.282	121.7	11:00.798
4	3:24.173	55.799	1:36.292	52.082	123.5	14:24.971
5	3:32.056	56.669	1:39.037	56.350	118.9	17:57.027
6	3:20.079	55.054	1:34.779	50.246	126.0	21:17.106

28 Jochen THISSEN — DEU — REYNARD Opel Lotus

Lap	Time	Sector 1	Sector 2	Sector 3	Kph	Elapsed
1	9:43.227	7:24.295	1:29.588	49.344	42.5	9:43.227
2	3:11.344	52.856	1:30.825	47.663	131.8	12:54.571
3	3:09.024	52.617	1:29.082	47.325	133.4	16:03.595
4	3:07.504	52.023	1:28.597	46.884	134.5	19:11.099
5	3:04.467	52.424	1:25.086	46.957	136.7	22:15.566

63 Mike KLEBE — DEU — VAN DIEMEN RF78 Ford

Lap	Time	Sector 1	Sector 2	Sector 3	Kph	Elapsed
1	4:06.273	1:10.349	1:55.170	1:00.754	100.6	4:06.273
2	3:49.155	1:03.801	1:46.784	58.570	110.0	7:55.428
3	3:45.127	1:02.781	1:44.998	57.348	112.0	11:40.555
4	3:43.643	1:03.223	1:43.792	56.628	112.7	15:24.198
5	3:40.709	1:01.394	1:42.964	56.351	114.2	19:04.907
6	3:39.248	1:01.236	1:42.439	55.573	115.0	22:44.155

69 Ute FELKEN — DEU — VAN DIEMEN RF85 Ford

Lap	Time	Sector 1	Sector 2	Sector 3	Kph	Elapsed
1	4:45.983	1:35.375	2:00.750	1:09.858	86.6	4:45.983
2	3:59.898	1:08.071	1:49.219	1:02.608	105.1	8:45.881
3	3:54.399	1:03.290	1:49.608	1:01.501	107.6	12:40.280
4	3:49.285	1:01.644	1:47.086	1:00.555	110.0	16:29.565
5	3:42.960	1:00.994	1:43.120	58.846	113.1	20:12.525

71 Stephan SCHROYEN — BEL — ROYALE RP27 Ford

Lap	Time	Sector 1	Sector 2	Sector 3	Kph	Elapsed
1	4:13.564	1:16.068	1:53.314	1:04.182	97.7	4:13.564
2	3:51.689	1:03.535	1:46.796	1:01.358	108.8	8:05.253
3	3:46.557	1:04.262	1:45.450	56.845	111.3	11:51.810
4	3:43.443	1:01.923	1:43.045	58.475	112.8	15:35.253
5	4:13.379 **B**	1:04.030	1:49.027	1:20.322	99.5	19:48.632

72 David DAHM — BEL — VAN DIEMEN RF96 Ford

Lap	Time	Sector 1	Sector 2	Sector 3	Kph	Elapsed
1	3:44.140	1:08.978	1:41.478	53.684	110.5	3:44.140
2	3:27.101	56.517	1:38.232	52.352	121.7	7:11.241
3	3:22.218	54.882	1:35.880	51.456	124.7	10:33.459
4	3:20.565	54.427	1:34.648	51.490	125.7	13:54.024
5	3:18.018	54.225	1:33.617	50.176	127.3	17:12.042
6	3:16.982	53.594	1:33.297	50.091	128.0	20:29.024

74 Roel GERAERTS — BEL — ROYALE RP27 Ford

Lap	Time	Sector 1	Sector 2	Sector 3	Kph	Elapsed
1	3:40.949	1:07.914	1:40.613	52.422	112.1	3:40.949
2	3:28.106	56.309	1:35.470	56.327	121.2	7:09.055
3	3:30.766	57.312	1:36.156	57.298	119.6	10:39.821
4	3:20.384	55.967	1:33.616	50.801	125.8	14:00.205
5	3:17.359	55.760	1:31.664	49.935	127.8	17:17.564

ROADBOOK MOTOR CLASSIC
www.spasixhours.com
contact@roadbook.net

1-ADAC GRAF BERGHE VON TRIPS POKAL

SUPER SPA

Qualifying 2

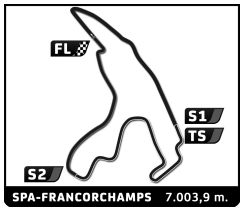

Sector Analysis

__ Invalidated Lap | Personal Best | Session Best | **B** Crossing the pit lane

99 Thomas VITAL — DEU
REYNARD Opel Lotus

Lap	Time	Sector 1	Sector 2	Sector 3	Kph	Elapsed
6	3:17.543	54.529	1:32.686	50.328	127.6	20:35.107
1	10:16.267	7:35.775	1:43.088	57.404	40.2	10:16.267
2	3:26.432	58.325	1:34.010	54.097	122.1	13:42.699
3	3:23.578	57.435	1:33.720	52.423	123.9	17:06.277
4	3:21.684	57.541	1:32.361	51.782	125.0	20:27.961

100 Heinz LANGE — DEU
DALLARA F387 Alfa Novamotor

Lap	Time	Sector 1	Sector 2	Sector 3	Kph	Elapsed
1	6:10.390	3:18.954	1:54.790	56.646	66.9	6:10.390
2	3:30.810	57.974	1:38.887	53.949	119.6	9:41.200
3	3:27.018	55.667	1:37.594	53.757	121.8	13:08.218
4	3:25.318	56.388	1:36.179	52.751	122.8	16:33.536
5	3:23.212	55.395	1:35.616	52.201	124.1	19:56.748
6	3:22.055	54.284	1:35.653	52.118	124.8	23:18.803

103 Marc-Philipp SCHUBERT — DEU
BRABHAM BT21 LTC

Lap	Time	Sector 1	Sector 2	Sector 3	Kph	Elapsed
1	7:46.933	4:51.254	1:59.688	55.991	53.1	7:46.933
2	3:25.012	57.175	1:35.770	52.067	123.0	11:11.945
3	3:16.521	53.637	1:31.453	51.431	128.3	14:28.466
4	3:12.168	52.792	1:29.838	49.538	131.2	17:40.634
5	3:11.937	53.850	1:28.924	49.163	131.4	20:52.571

104 John WESTENBERG — DEU
RALT RT30/85 VW Spiess

Lap	Time	Sector 1	Sector 2	Sector 3	Kph	Elapsed
1	6:06.498	3:35.497	1:38.619	52.382	67.6	6:06.498
2	3:13.288	53.563	1:30.305	49.420	130.4	9:19.786
3	3:23.280 **B**	52.628	1:28.748	1:01.904	124.0	12:43.066
4	4:52.591	2:30.844	1:29.541	52.206	86.2	17:35.657
5	3:05.530	51.975	1:26.305	47.250	135.9	20:41.187

208 Jochem SIHORSCH — DEU
RALT RT3/84 VW Brabham Judd

Lap	Time	Sector 1	Sector 2	Sector 3	Kph	Elapsed
1	8:40.979	6:03.306	1:40.359	57.314	47.6	8:40.979
2	3:23.471	58.478	1:31.611	53.382	123.9	12:04.450
3	3:26.899	56.224	1:35.041	55.634	121.9	15:31.349
4	3:24.665	57.628	1:35.524	51.513	123.2	18:56.014
5	3:22.756	57.025	1:33.703	52.028	124.4	22:18.770

261 Heinrich LANGFERMANN — DEU
RALT RT3/84 VW Brabham Judd

Lap	Time	Sector 1	Sector 2	Sector 3	Kph	Elapsed
1	4:26.713	1:27.572	1:54.150	1:04.991	92.9	4:26.713
2	3:43.187	1:04.362	1:42.408	56.417	113.0	8:09.900
3	3:30.841	59.389	1:38.112	53.340	119.6	11:40.741
4	3:27.019	57.455	1:35.933	53.631	121.8	15:07.760
5	3:17.758	55.437	1:32.046	50.275	127.5	18:25.518
6	3:13.968	55.011	1:30.052	48.905	130.0	21:39.486

269 Albert HILLER — DEU
MARCH 793 Toyota Novamotor

Lap	Time	Sector 1	Sector 2	Sector 3	Kph	Elapsed
1	4:10.996	1:26.148	1:47.345	57.503	98.7	4:10.996
2	3:32.080	56.899	1:40.183	54.998	118.9	7:43.076
3	3:27.630	55.924	1:39.106	52.600	121.4	11:10.706
4	3:26.376	57.475	1:37.127	51.774	122.2	14:37.082
5	3:24.673	55.180	1:37.170	52.323	123.2	18:01.755
6	3:22.619	55.951	1:36.162	50.506	124.4	21:24.374

276 Patrick ANDRIESSEN — NLD
RALT RT3/83 Alfa Novamotor

Lap	Time	Sector 1	Sector 2	Sector 3	Kph	Elapsed
1	3:50.727	1:24.618	1:34.800	51.309	107.4	3:50.727
2	3:07.820	52.434	1:27.793	47.593	134.2	6:58.547
3	3:07.000	52.363	1:27.015	47.622	134.8	10:05.547
4	3:06.260	51.855	1:27.019	47.386	135.4	13:11.807
5	3:05.126	52.030	1:25.918	47.178	136.2	16:16.933
6	3:03.494	51.348	1:25.442	46.704	137.4	19:20.427
7	3:02.623	50.978	1:25.515	46.130	138.1	22:23.050

316 Burkhard METZGER — DEU
DULON MP18 Ford

Lap	Time	Sector 1	Sector 2	Sector 3	Kph	Elapsed
1	4:26.530	1:31.846	1:54.019	1:00.665	93.0	4:26.530
2	3:30.260	57.987	1:38.437	53.836	119.9	7:56.790
3	3:28.949	56.817	1:36.860	55.272	120.7	11:25.739
4	3:23.782	56.063	1:35.417	52.302	123.7	14:49.521
5	3:22.532	55.601	1:35.338	51.593	124.5	18:12.053
6	3:19.844	55.850	1:33.438	50.556	126.2	21:31.897

333 Bernd MEYER VON LUECHKEN — VNZ
RALT RT1/76 Toyota Novamotor

Lap	Time	Sector 1	Sector 2	Sector 3	Kph	Elapsed
1	3:55.768	1:05.036	1:51.657	59.075	105.1	3:55.768
2	3:48.329	1:04.538	1:45.971	57.820	110.4	7:44.097
3	3:43.841	1:01.114	1:43.747	58.980	112.6	11:27.938
4	3:41.673	1:01.163	1:42.983	57.527	113.7	15:09.611
5	3:36.368	59.056	1:41.281	56.031	116.5	18:45.979
6	3:36.912	58.499	1:41.032	57.381	116.2	22:22.891

686 Christine REICHHUBER — DEU
LOLA T86/90 Ford

Lap	Time	Sector 1	Sector 2	Sector 3	Kph	Elapsed
1	4:15.139	1:23.531	1:49.180	1:02.428	97.1	4:15.139
2	3:50.905	1:04.080	1:46.689	1:00.136	109.2	8:06.044
3	4:09.522 **B**	1:05.116	1:44.844	1:19.562	101.0	12:15.566
4	6:47.350	4:06.894	1:43.211	57.245	61.9	19:02.916
5	3:40.199	1:02.373	1:40.839	56.987	114.5	22:43.115

ROADBOOK MOTOR CLASSIC
www.spasixhours.com
contact@roadbook.net

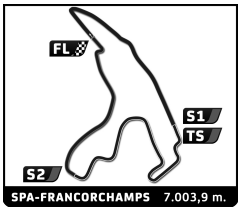

SUPER SPA

1-ADAC GRAF BERGHE VON TRIPS POKAL

Qualifying 2

Weather Report

Air Temperature

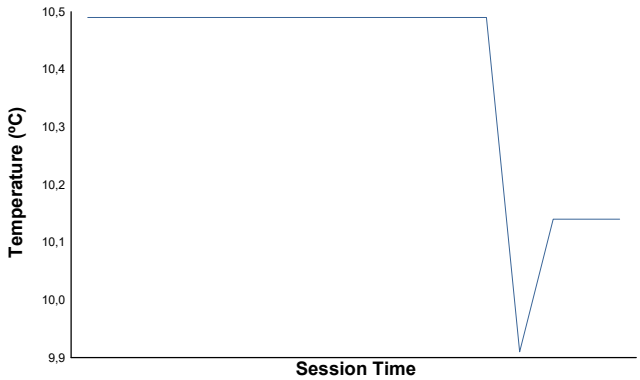

Track Temperature

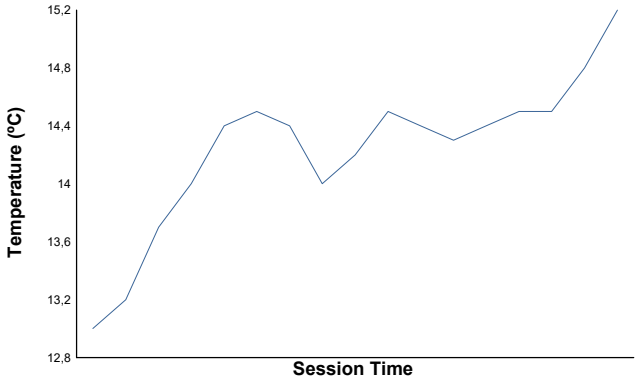

Humidity

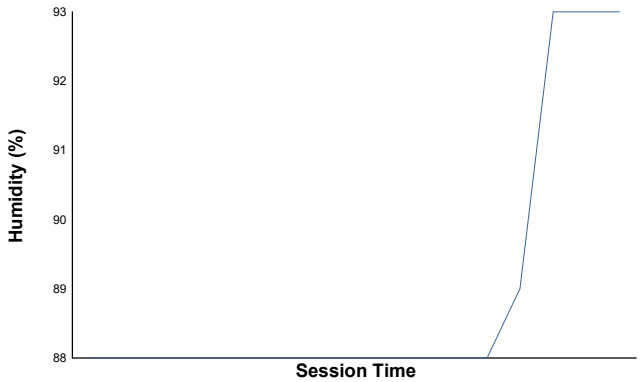

Pressure

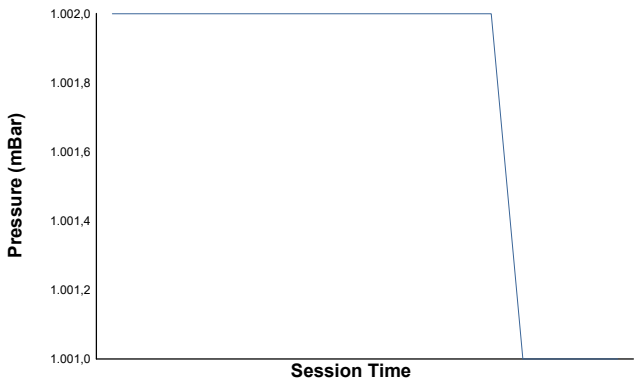

Wind Speed

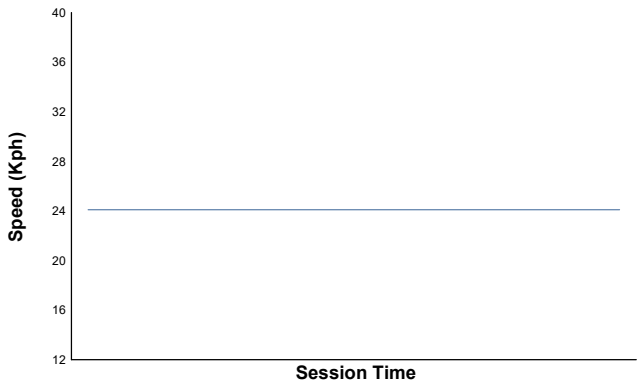

Wind Direction

North=0º/360º East=90º South=180º West=270º

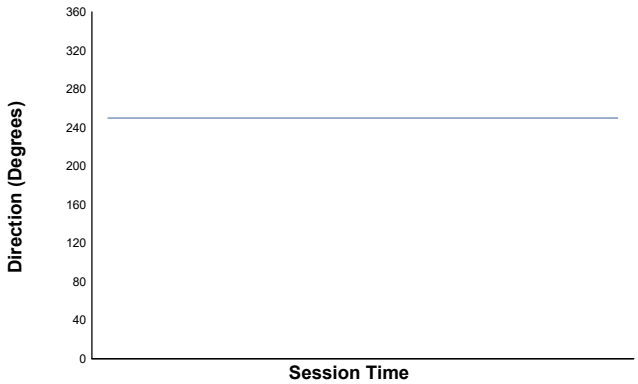

Track Status: **WET**

ROADBOOK MOTOR CLASSIC
www.spasixhours.com
contact@roadbook.net

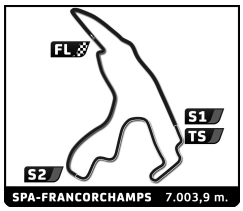

1-ADAC GRAF BERGHE VON TRIPS POKAL

SUPER SPA

Combined Qualifying

Final Classification

	No	Driver	Nat	Team	Cl.	Q1	Q2	Time	Gap	
1	8	**Elio COCCIARELLI**	DEU		German Open 2	3:06.809	**2:56.117**	**2:56.117**		
2	13	**Wolfgang HENSELER**	DEU		German Open 1	3:07.340	**2:59.731**	**2:59.731**	3.614	3.614
3	155	**Daniel HORNUNG**	DEU		German Open 1	**3:00.149**		**3:00.149**	4.032	0.418
4	276	**Patrick ANDRIESSEN**	NLD		German Open 2	3:07.879	**3:02.623**	**3:02.623**	6.506	2.474
5	28	**Jochen THISSEN**	DEU		German Open 4	3:11.908	**3:04.467**	**3:04.467**	8.350	1.844
6	104	**John WESTENBERG**	DEU		German Open 1	3:17.915	**3:05.530**	**3:05.530**	9.413	1.063
7	9	**Ralf GORAL**	DEU		German Open 4	3:26.990	**3:08.544**	**3:08.544**	12.427	3.014
8	4	**James MCGAUGHAY**	GBR		German Open 7	**3:10.440**	3:13.711	**3:10.440**	14.323	1.896
9	15	**Maxime LEBRETON**	FRA		German Open 2	3:16.216	**3:10.538**	**3:10.538**	14.421	0.098
10	103	**Marc-Philipp SCHUBERT**	DEU		German Open 7	3:21.161	**3:11.937**	**3:11.937**	15.820	1.399
11	261	**Heinrich LANGFERMANN**	DEU		German Open 2		**3:13.968**	**3:13.968**	17.851	2.031
12	72	**David DAHM**	BEL		German Open 4	3:19.144	**3:16.982**	**3:16.982**	20.865	3.014
13	74	**Roel GERAERTS**	BEL		German Open 3	3:22.347	**3:17.359**	**3:17.359**	21.242	0.377
14	21	**Christophe HANSOUL**	BEL		German Open 4	**3:18.093**	3:20.079	**3:18.093**	21.976	0.734
15	316	**Burkhard METZGER**	DEU		German Open 3	3:24.309	**3:19.844**	**3:19.844**	23.727	1.751
16	1	**Harald SCHMEYER**	DEU		German Open 6	3:26.208	**3:19.918**	**3:19.918**	23.801	0.074
17	99	**Thomas VITAL**	DEU		German Open 4	3:32.680	**3:21.684**	**3:21.684**	25.567	1.766
18	100	**Heinz LANGE**	DEU		German Open 1		**3:22.055**	**3:22.055**	25.938	0.371
19	269	**Albert HILLER**	DEU		German Open 2		**3:22.619**	**3:22.619**	26.502	0.564
20	208	**Jochem SIHORSCH**	DEU		German Open 2	3:40.866	**3:22.756**	**3:22.756**	26.639	0.137
21	333	**Bernd MEYER VON LUECHKEN**	VNZ		German Open 2	3:53.865	**3:36.368**	**3:36.368**	40.251	13.612
22	63	**Mike KLEBE**	DEU		German Open 5	3:49.819	**3:39.248**	**3:39.248**	43.131	2.880
23	686	**Christine REICHHUBER**	DEU		German Open 6	3:58.374	**3:40.199**	**3:40.199**	44.082	0.951
24	69	**Ute FELKEN**	DEU		German Open 3		**3:42.960**	**3:42.960**	46.843	2.761
25	71	**Stephan SCHROYEN**	BEL		German Open 3	4:11.681	**3:43.443**	**3:43.443**	47.326	0.483

Stewards:			**Timekeeper:**
Jan DHONDT	Guy DAUBRIE	Peter GEENS	Mario ESTÉBANEZ

ROADBOOK MOTOR CLASSIC
www.spasixhours.com
contact@roadbook.net

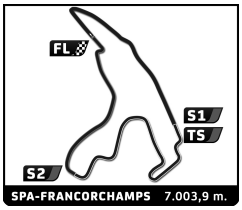

1-ADAC GRAF BERGHE VON TRIPS POKAL

SUPER SPA

Race 1 (25 Minutes)

Provisional Starting Grid

3:43.443 Stephan SCHROYEN	71	- 13 -			
3:40.199 Christine REICHHUBER	686	- 12 -	69	3:42.960 Ute FELKEN
3:36.368 Bernd MEYER VON LUECHKEN	333	- 11 -	63	3:39.248 Mike KLEBE
3:22.619 Albert HILLER	269	- 10 -	208	3:22.756 Jochem SIHORSCH
3:21.684 Thomas VITAL	99	- 9 -	100	3:22.055 Heinz LANGE
3:19.844 Burkhard METZGER	316	- 8 -	1	3:19.918 Harald SCHMEYER
3:17.359 Roel GERAERTS	74	- 7 -	21	3:18.093 Christophe HANSOUL
3:13.968 Heinrich LANGFERMANN	261	- 6 -	72	3:16.982 David DAHM
3:10.538 Maxime LEBRETON	15	- 5 -	103	3:11.937 Marc-Philipp SCHUBERT
3:08.544 Ralf GORAL	9	- 4 -	4	3:10.440 James MCGAUGHAY
3:04.467 Jochen THISSEN	28	- 3 -	104	3:05.530 John WESTENBERG
3:00.149 Daniel HORNUNG	155	- 2 -	276	3:02.623 Patrick ANDRIESSEN
2:56.117 Elio COCCIARELLI	8	- 1 -	13	2:59.731 Wolfgang HENSELER

Pole

Published at: .....

Race Director:	Timekeeper:
Pierre-Louis DELETTRE	Mario ESTÉBANEZ

ROADBOOK MOTOR CLASSIC
www.spasixhours.com
contact@roadbook.net

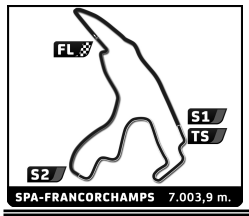

1-ADAC GRAF BERGHE VON TRIPS POKAL

SUPER SPA

Race 1 (25 Minutes)

Final Classification

	No	Driver	Nat	Team	Car	Cl.	Laps	Total Time	Gap	Kph	Best Lap Lap	Best Lap Time	Best Lap Kph
1	155	Daniel HORNUNG	DEU		DALLARA F388 Alfa Novamotor	German	8	**25:52.922**	-	129.6	7	**3:01.837**	138.7
2	8	Elio COCCIARELLI	DEU		RALT RT3/84 Alfa Novamotor	German	8	**25:53.784**	+0.862	129.5	7	**3:01.985**	138.6
3	13	Wolfgang HENSELER	DEU		DALLARA F386 Alfa Novamotor	German	8	**26:11.824**	+18.902	128.1	8	**3:05.876**	135.7
4	9	Ralf GORAL	DEU		REYNARD Opel Lotus	German	8	**26:17.017**	+24.095	127.6	8	**3:05.220**	136.1
5	276	Patrick ANDRIESSEN	NLD		RALT RT3/83 Alfa Novamotor	German	8	**26:17.220**	+24.298	127.6	7	**3:07.159**	134.7
6	28	Jochen THISSEN	DEU		REYNARD Opel Lotus	German	8	**26:26.410**	+33.488	126.9	8	**3:07.549**	134.4
7	4	James MCGAUGHAY	GBR		SWIFT DB4 Toyta	German	8	**26:46.566**	+53.644	125.3	8	**3:11.411**	131.7
8	104	John WESTENBERG	DEU		RALT RT30/85 VW Spiess	German	8	**27:07.872**	+1:14.950	123.6	5	**3:14.566**	129.6
9	261	Heinrich LANGFERMANN	DEU		RALT RT3/84 VW Brabham Judd	German	8	**27:11.242**	+1:18.320	123.4	8	**3:15.731**	128.8
10	15	Maxime LEBRETON	FRA		RALT RT3/82	German	8	**27:11.507**	+1:18.585	123.4	5	**3:14.809**	129.4
11	103	Marc-Philipp SCHUBERT	DEU		BRABHAM BT21 LTC	German	8	**27:12.838**	+1:19.916	123.3	5	**3:17.371**	127.8
12	72	David DAHM	BEL		VAN DIEMEN RF96 Ford	German	8	**27:26.296**	+1:33.374	122.3	8	**3:17.683**	127.5
13	21	Christophe HANSOUL	BEL		VAN DIEMEN RF12 Ford	German	8	**27:26.627**	+1:33.705	122.2	8	**3:17.458**	127.7
14	208	Jochem SIHORSCH	DEU		RALT RT3/84 VW Brabham Judd	German	8	**27:59.767**	+2:06.845	119.8	5	**3:19.752**	126.2
15	269	Albert HILLER	DEU		MARCH 793 Toyota Novamotor	German	8	**28:22.974**	+2:30.052	118.2	7	**3:26.234**	122.3
16	99	Thomas VITAL	DEU		REYNARD Opel Lotus	German	8	**28:23.713**	+2:30.791	118.1	7	**3:26.581**	122.1
17	1	Harald SCHMEYER	DEU		LOLA T492	German	8	**28:45.481**	+2:52.559	116.6	8	**3:28.573**	120.9
18	74	Roel GERAERTS	BEL		ROYALE RP27 Ford	German	8	**28:56.489**	+3:03.567	115.9	8	**3:31.203**	119.4
19	316	Burkhard METZGER	DEU		DULON MP18 Ford	German	8	**29:07.342**	+3:14.420	115.2	7	**3:30.651**	119.7
20	333	Bernd MEYER VON LUECHKEN	VNZ		RALT RT1/76 Toyota Novamotor	German	7	**25:59.318**	1 Lap	112.9	4	**3:38.703**	115.3
21	686	Christine REICHHUBER	DEU		LOLA T86/90 Ford	German	7	**28:17.925**	1 Lap	103.7	4	**3:51.535**	108.9
22	69	Ute FELKEN	DEU		VAN DIEMEN RF85 Ford	German	7	**28:26.638**	1 Lap	103.2	7	**3:40.482**	114.4
23	63	Mike KLEBE	DEU		VAN DIEMEN RF78 Ford	German	7	**29:15.486**	1 Lap	100.3	4	**4:00.511**	104.8
24	71	Stephan SCHROYEN	BEL		ROYALE RP27 Ford	German	5	**21:07.953**	3 Laps	99.1	4	**3:52.164**	108.6
25	100	Heinz LANGE	DEU		DALLARA F387 Alfa Novamotor	German	1	**3:37.756**	7 Laps	113.8			

Pole Position:		Elio COCCIARELLI	**2:56.117**	143.2 Kph
Fastest Lap:	Lap7	Daniel HORNUNG	**3:01.837**	138.7 Kph

Published at: .....

Track Status: **WET**

Stewards:
Jan DHONDT Guy DAUBRIE Peter GEENS

Timekeeper:
Mario ESTÉBANEZ

ROADBOOK MOTOR CLASSIC
www.spasixhours.com
contact@roadbook.net

SUPER SPA

ADAC GRAF BERGHE VON TRIPS POKAL

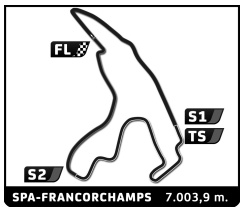

1-ADAC GRAF BERGHE VON TRIPS POKAL

SUPER SPA

Race 1 (25 Minutes)

Final Classification by Class

No	Driver	Nat	Team	Car	Laps	Total Time	Gap	Kph	Best Lap Lap	Best Lap Time	Best Lap Kph
German Open 1											
1	155 **Daniel HORNUNG**	DEU		DALLARA F388 Alfa Novamotor	8	**25:52.922**		129.6	7	**3:01.837**	138.7
2	13 **Wolfgang HENSELER**	DEU		DALLARA F386 Alfa Novamotor	8	**26:11.824**	+18.902	128.1	8	**3:05.876**	135.7
3	104 **John WESTENBERG**	DEU		RALT RT30/85 VW Spiess	8	**27:07.872**	+1'14.950	123.6	5	**3:14.566**	129.6
4	100 **Heinz LANGE**	DEU		DALLARA F387 Alfa Novamotor	1	**3:37.756**	7 Laps	113.8			
German Open 2											
1	8 **Elio COCCIARELLI**	DEU		RALT RT3/84 Alfa Novamotor	8	**25:53.784**		129.5	7	**3:01.985**	138.6
2	276 **Patrick ANDRIESSEN**	NLD		RALT RT3/83 Alfa Novamotor	8	**26:17.220**	+23.436	127.6	7	**3:07.159**	134.7
3	261 **Heinrich LANGFERMANN**	DEU		RALT RT3/84 VW Brabham Judd	8	**27:11.242**	+1'17.458	123.4	8	**3:15.731**	128.8
4	15 **Maxime LEBRETON**	FRA		RALT RT3/82	8	**27:11.507**	+1'17.723	123.4	5	**3:14.809**	129.4
5	208 **Jochem SIHORSCH**	DEU		RALT RT3/84 VW Brabham Judd	8	**27:59.767**	+2'05.983	119.8	5	**3:19.752**	126.2
6	269 **Albert HILLER**	DEU		MARCH 793 Toyota Novamotor	8	**28:22.974**	+2'29.190	118.2	7	**3:26.234**	122.3
7	333 **Bernd MEYER VON LUECHKEN**	VNZ		RALT RT1/76 Toyota Novamotor	7	**25:59.318**	1 Lap	112.9	4	**3:38.703**	115.3
German Open 3											
1	74 **Roel GERAERTS**	BEL		ROYALE RP27 Ford	8	**28:56.489**		115.9	8	**3:31.203**	119.4
2	316 **Burkhard METZGER**	DEU		DULON MP18 Ford	8	**29:07.342**	+10.853	115.2	7	**3:30.651**	119.7
3	69 **Ute FELKEN**	DEU		VAN DIEMEN RF85 Ford	7	**28:26.638**	1 Lap	103.2	7	**3:40.482**	114.4
4	71 **Stephan SCHROYEN**	BEL		ROYALE RP27 Ford	5	**21:07.953**	3 Laps	99.1	4	**3:52.164**	108.6
German Open 4											
1	9 **Ralf GORAL**	DEU		REYNARD Opel Lotus	8	**26:17.017**		127.6	8	**3:05.220**	136.1
2	28 **Jochen THISSEN**	DEU		REYNARD Opel Lotus	8	**26:26.410**	+9.393	126.9	8	**3:07.549**	134.4
3	72 **David DAHM**	BEL		VAN DIEMEN RF96 Ford	8	**27:26.296**	+1'09.279	122.3	8	**3:17.683**	127.5
4	21 **Christophe HANSOUL**	BEL		VAN DIEMEN RF12 Ford	8	**27:26.627**	+1'09.610	122.2	8	**3:17.458**	127.7
5	99 **Thomas VITAL**	DEU		REYNARD Opel Lotus	8	**28:23.713**	+2'06.696	118.1	7	**3:26.581**	122.1
German Open 5											
1	63 **Mike KLEBE**	DEU		VAN DIEMEN RF78 Ford	7	**29:15.486**		100.3	4	**4:00.511**	104.8
German Open 6											
1	1 **Harald SCHMEYER**	DEU		LOLA T492	8	**28:45.481**		116.6	8	**3:28.573**	120.9
2	686 **Christine REICHHUBER**	DEU		LOLA T86/90 Ford	7	**28:17.925**	1 Lap	103.7	4	**3:51.535**	108.9
German Open 7											
1	4 **James MCGAUGHAY**	GBR		SWIFT DB4 Toyta	8	**26:46.566**		125.3	8	**3:11.411**	131.7
2	103 **Marc-Philipp SCHUBERT**	DEU		BRABHAM BT21 LTC	8	**27:12.838**	+26.272	123.3	5	**3:17.371**	127.8

Track Status: **WET**

Published at: .....

Stewards:
Jan DHONDT Guy DAUBRIE Peter GEENS

Timekeeper:
Mario ESTÉBANEZ

ROADBOOK MOTOR CLASSIC
www.spasixhours.com
contact@roadbook.net

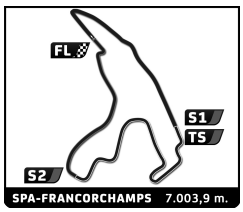

1-ADAC GRAF BERGHE VON TRIPS POKAL

SUPER SPA

Race 1

Lap Chart

No	Pos	Grid	Lap 1	2	3	4	5	6	7	8
8	1	8	8	8	8	155	155	155	155	155
13	2	13	13	155	155	8	8	8	8	8
155	3	155	155	13	13	13	13	13	13	13
276	4	276	276	276	276	276	276	276	276	9
28	5	28	4	4	9	9	9	9	9	276
104	6	104	28	9	4	28	28	28	28	28
9	7	9	9	28	28	4	4	4	4	4
4	8	4	15	15	15	15	15	15	15	104
15	9	15	103	103	103	103	104	104	104	261
103	10	103	72	104	104	104	103	103	103	15
261	11	261	104	72	72	72	261	261	261	103
72	12	72	21	21	21	21	72	21	72	72
74	13	74	100	261	261	261	21	72	21	21
21	14	21	261	269	269	208	208	208	208	208
316	15	316	74	208	208	269	269	269	269	269
1	16	1	269	99	99	99	99	99	99	99
99	17	99	208	74	74	74	1	1	1	1
100	18	100	99	1	1	1	74	74	74	74
269	19	269	1	316	316	333	316	316	316	316
208	20	208	316	333	333	316	333	333	333	
333	21	333	333	686	686	686	686	686	686	
63	22	63	63	63	63	71	69	69	69	
686	23	686	686	71	71	63	63	63	63	
69	24	69	71	69	69	69	71			
71	25	71	69							

ROADBOOK MOTOR CLASSIC
www.spasixhours.com
contact@roadbook.net

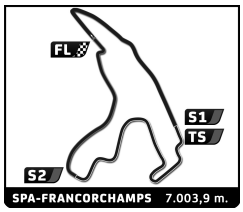

1-ADAC GRAF BERGHE VON TRIPS POKAL

SUPER SPA

Race 1

Best Sector Times

	Sector 1			Sector 2			Sector 3								
Pos	No	Driver	Time	No	Driver	Time	No	Driver	Time	Pos	No	Driver	Ideal Lap	Best Lap	
1	155	D.HORNUNG	50.929	8	E.COCCIARELLI	1:24.175	155	D.HORNUNG	46.021	1	8	E.COCCIARELLI	3:01.580	3:01.985	(2)
2	4	J.MCGAUGHAY	50.931	155	D.HORNUNG	1:24.807	8	E.COCCIARELLI	46.285	2	155	D.HORNUNG	3:01.757	3:01.837	(1)
3	9	R.GORAL	51.061	276	P.ANDRIESSEN	1:26.750	9	R.GORAL	47.054	3	9	R.GORAL	3:05.220	3:05.220	(3)
4	8	E.COCCIARELLI	51.120	13	W.HENSELER	1:26.958	13	W.HENSELER	47.069	4	13	W.HENSELER	3:05.830	3:05.876	(4)
5	28	J.THISSEN	51.560	9	R.GORAL	1:27.105	28	J.THISSEN	47.229	5	276	P.ANDRIESSEN	3:06.980	3:07.159	(5)
6	13	W.HENSELER	51.803	28	J.THISSEN	1:28.321	276	P.ANDRIESSEN	48.248	6	28	J.THISSEN	3:07.110	3:07.549	(6)
7	276	P.ANDRIESSEN	51.982	4	J.MCGAUGHAY	1:30.113	4	J.MCGAUGHAY	48.942	7	4	J.MCGAUGHAY	3:09.986	3:11.411	(7)
8	15	M.LEBRETON	52.882	261	H.LANGFERMANN	1:30.182	261	H.LANGFERMANN	49.548	8	261	H.LANGFERMANN	3:13.262	3:15.731	(10)
9	21	C.HANSOUL	52.912	104	J.WESTENBERG	1:30.546	103	M.SCHUBERT	49.725	9	15	M.LEBRETON	3:14.230	3:14.809	(9)
10	72	D.DAHM	53.148	15	M.LEBRETON	1:31.065	104	J.WESTENBERG	49.932	10	104	J.WESTENBERG	3:14.566	3:14.566	(8)
11	261	H.LANGFERMANN	53.532	208	J.SIHORSCH	1:31.658	15	M.LEBRETON	50.283	11	103	M.SCHUBERT	3:15.699	3:17.371	(11)
12	103	M.SCHUBERT	53.567	103	M.SCHUBERT	1:32.407	72	D.DAHM	50.307	12	72	D.DAHM	3:17.243	3:17.683	(13)
13	104	J.WESTENBERG	54.088	72	D.DAHM	1:33.788	21	C.HANSOUL	50.381	13	21	C.HANSOUL	3:17.449	3:17.458	(12)
14	208	J.SIHORSCH	55.536	21	C.HANSOUL	1:34.156	269	A.HILLER	51.894	14	208	J.SIHORSCH	3:19.142	3:19.752	(14)
15	269	A.HILLER	55.654	99	T.VITAL	1:35.516	208	J.SIHORSCH	51.948	15	269	A.HILLER	3:25.674	3:26.234	(15)
16	100	H.LANGE	55.806	1	H.SCHMEYER	1:37.737	100	H.LANGE	53.200	16	99	T.VITAL	3:25.821	3:26.581	(16)
17	316	B.METZGER	56.607	100	H.LANGE	1:37.883	99	T.VITAL	53.307	17	100	H.LANGE	3:26.889		
18	1	H.SCHMEYER	56.622	269	A.HILLER	1:38.126	1	H.SCHMEYER	54.214	18	1	H.SCHMEYER	3:28.573	3:28.573	(17)
19	99	T.VITAL	56.998	316	B.METZGER	1:39.298	316	B.METZGER	54.219	19	316	B.METZGER	3:30.124	3:30.651	(18)
20	74	R.GERAERTS	57.302	74	R.GERAERTS	1:39.413	74	R.GERAERTS	54.326	20	74	R.GERAERTS	3:31.041	3:31.203	(19)
21	69	U.FELKEN	58.645	69	U.FELKEN	1:41.057	333	B.MEYER VON LUECHKEN	56.274	21	333	B.MEYER VON LUECHKEN	3:36.469	3:38.703	(20)
22	333	B.MEYER VON LUECHKEN	58.768	333	B.MEYER VON LUECHKEN	1:41.427	69	U.FELKEN	59.500	22	69	U.FELKEN	3:39.202	3:40.482	(21)
23	63	M.KLEBE	1:03.597	71	S.SCHROYEN	1:46.168	71	S.SCHROYEN	1:00.150	23	686	C.REICHHUBER	3:50.805	3:51.535	(22)
24	686	C.REICHHUBER	1:03.932	686	C.REICHHUBER	1:46.643	686	C.REICHHUBER	1:00.230	24	71	S.SCHROYEN	3:51.805	3:52.164	(23)
25	71	S.SCHROYEN	1:05.487	63	M.KLEBE	1:51.561	63	M.KLEBE	1:01.779	25	63	M.KLEBE	3:56.937	4:00.511	(24)

ROADBOOK MOTOR CLASSIC
www.spasixhours.com
contact@roadbook.net

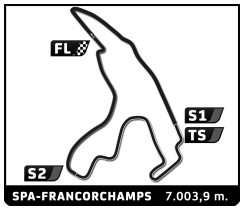

1-ADAC GRAF BERGHE VON TRIPS POKAL

SUPER SPA

Race 1

Fastest Lap Sequence

Elapsed	No	Driver	Team	Car	Class	Time	Kph	Lap
6:12.352	8	Elio COCCIARELLI		RALT RT3/84 Alfa Novamotor	German C	**3:06.169**	135.4	2
6:18.360	155	Daniel HORNUNG		DALLARA F388 Alfa Novamotor	German C	**3:04.958**	136.3	2
19:48.109	155	Daniel HORNUNG		DALLARA F388 Alfa Novamotor	German C	**3:04.051**	137.0	6
19:48.630	8	Elio COCCIARELLI		RALT RT3/84 Alfa Novamotor	German C	**3:03.911**	137.1	6
22:49.946	155	Daniel HORNUNG		DALLARA F388 Alfa Novamotor	German C	**3:01.837**	138.7	7

ROADBOOK MOTOR CLASSIC
www.spasixhours.com
contact@roadbook.net

SUPER SPA

ADAC GRAF BERGHE VON TRIPS POKAL

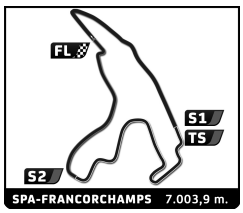

1-ADAC GRAF BERGHE VON TRIPS POKAL

SUPER SPA

Race 1

Sector Analysis

__ Invalidated Lap | Personal Best | Session Best | **B** Crossing the pit lane

1 Harald SCHMEYER — DEU — LOLA T492

Lap	Time	Sector 1	Sector 2	Sector 3	Kph	Elapsed
1	3:48.230	1:11.046	1:41.295	55.889	108.6	3:48.230
2	3:37.419	58.431	1:39.509	59.479	116.0	7:25.649
3	3:47.092	1:02.700	1:45.457	58.935	111.0	11:12.741
4	3:32.555	59.313	1:38.035	55.207	118.6	14:45.296
5	3:31.802	58.478	1:38.103	55.221	119.0	18:17.098
6	3:30.045	57.563	1:37.749	54.733	120.0	21:47.143
7	3:29.765	56.993	1:38.476	54.296	120.2	25:16.908
8	3:28.573	56.622	1:37.737	54.214	120.9	28:45.481

4 James MCGAUGHAY — GBR — SWIFT DB4 Toyta

Lap	Time	Sector 1	Sector 2	Sector 3	Kph	Elapsed
1	3:17.161	57.321	1:30.680	49.160	125.7	3:17.161
2	3:12.273	52.537	1:30.113	49.623	131.1	6:29.434
3	3:45.225	1:06.023	1:38.578	1:00.624	112.0	10:14.659
4	3:38.736	1:10.921	1:37.115	50.700	115.3	13:53.395
5	3:12.271	51.599	1:31.730	48.942	131.1	17:05.666
6	3:17.832	55.257	1:32.336	50.239	127.5	20:23.498
7	3:11.657	50.931	1:31.613	49.113	131.6	23:35.155
8	3:11.411	51.387	1:30.139	49.885	131.7	26:46.566

8 Elio COCCIARELLI — DEU — RALT RT3/84 Alfa Novamotor

Lap	Time	Sector 1	Sector 2	Sector 3	Kph	Elapsed
1	3:06.183	53.341	1:24.877	47.965	133.1	3:06.183
2	3:06.169	52.379	1:26.013	47.777	135.4	6:12.352
3	3:50.288	56.431	1:47.893	1:05.964	109.5	10:02.640
4	3:36.272	1:12.732	1:36.868	46.672	116.6	13:38.912
5	3:05.807	51.831	1:25.486	48.490	135.7	16:44.719
6	3:03.911	51.496	1:25.858	46.557	137.1	19:48.630
7	3:01.985	51.525	1:24.175	46.285	138.6	22:50.615
8	3:03.169	51.120	1:24.859	47.190	137.7	25:53.784

9 Ralf GORAL — DEU — REYNARD Opel Lotus

Lap	Time	Sector 1	Sector 2	Sector 3	Kph	Elapsed
1	3:20.074	58.700	1:32.556	48.818	123.8	3:20.074
2	3:09.875	52.140	1:29.390	48.345	132.8	6:29.949
3	3:43.737	1:04.886	1:36.834	1:02.017	112.7	10:13.686
4	3:33.984	1:11.044	1:34.985	47.955	117.8	13:47.670
5	3:09.753	51.643	1:29.419	48.691	132.9	16:57.423
6	3:08.859	52.580	1:28.651	47.628	133.5	20:06.282
7	3:05.515	51.243	1:27.214	47.058	135.9	23:11.797
8	3:05.220	51.061	1:27.105	47.054	136.1	26:17.017

13 Wolfgang HENSELER — DEU — DALLARA F386 Alfa Novamotor

Lap	Time	Sector 1	Sector 2	Sector 3	Kph	Elapsed
1	3:13.189	55.204	1:29.765	48.220	128.2	3:13.189
2	3:10.372	53.393	1:29.156	47.823	132.4	6:23.561
3	3:43.610	54.342	1:42.756	1:06.512	112.8	10:07.171
4	3:34.596	1:11.463	1:35.269	47.864	117.5	13:41.767
5	3:08.395	52.006	1:27.738	48.651	133.8	16:50.162
6	3:08.602	53.367	1:28.166	47.069	133.7	19:58.764
7	3:07.184	52.336	1:27.629	47.219	134.7	23:05.948
8	3:05.876	51.803	1:26.958	47.115	135.7	26:11.824

15 Maxime LEBRETON — FRA — RALT RT3/82

Lap	Time	Sector 1	Sector 2	Sector 3	Kph	Elapsed
1	3:22.748	1:00.578	1:31.887	50.283	122.2	3:22.748
2	3:18.314	53.953	1:33.452	50.909	127.1	6:41.062
3	3:35.966	59.856	1:39.325	56.785	116.8	10:17.028
4	3:37.936	1:10.760	1:35.561	51.615	115.7	13:54.964
5	3:14.809	52.895	1:31.370	50.544	129.4	17:09.773
6	3:17.109	54.151	1:32.007	50.951	127.9	20:26.882
7	3:15.583	52.882	1:31.065	51.636	128.9	23:42.465
8	3:29.042	56.525	1:35.541	56.976	120.6	27:11.507

21 Christophe HANSOUL — BEL — VAN DIEMEN RF12 Ford

Lap	Time	Sector 1	Sector 2	Sector 3	Kph	Elapsed
1	3:35.397	1:05.380	1:36.930	53.087	115.0	3:35.397
2	3:26.856	55.928	1:37.531	53.397	121.9	7:02.253
3	3:36.659	1:01.979	1:40.295	54.385	116.4	10:38.912
4	3:26.247	56.710	1:37.369	52.168	122.3	14:05.159
5	3:20.919	55.201	1:34.775	50.943	125.5	17:26.078
6	3:22.113	53.694	1:36.118	52.301	124.8	20:48.191
7	3:20.978	53.780	1:36.817	50.381	125.5	24:09.169
8	3:17.458	52.912	1:34.156	50.390	127.7	27:26.627

28 Jochen THISSEN — DEU — REYNARD Opel Lotus

Lap	Time	Sector 1	Sector 2	Sector 3	Kph	Elapsed
1	3:19.625	58.071	1:32.238	49.316	124.1	3:19.625
2	3:14.362	53.617	1:31.156	49.589	129.7	6:33.987
3	3:41.072	1:02.530	1:38.078	1:00.464	114.1	10:15.059
4	3:37.532	1:11.167	1:36.732	49.633	115.9	13:52.591
5	3:07.933	51.734	1:28.970	47.229	134.2	17:00.524
6	3:09.190	52.916	1:28.540	47.734	133.3	20:09.714
7	3:09.147	52.356	1:29.270	47.521	133.3	23:18.861
8	3:07.549	51.560	1:28.321	47.668	134.4	26:26.410

63 Mike KLEBE — DEU — VAN DIEMEN RF78 Ford

Lap	Time	Sector 1	Sector 2	Sector 3	Kph	Elapsed
1	4:12.353	1:19.013	1:51.561	1:01.779	98.2	4:12.353
2	4:09.055	1:03.597	1:53.083	1:12.375	101.2	8:21.408
3	4:34.556	1:22.036	2:03.211	1:09.309	91.8	12:55.964
4	4:00.511	1:04.386	1:52.976	1:03.149	104.8	16:56.475
5	4:06.505	1:07.707	1:56.304	1:02.494	102.3	21:02.980
6	4:07.369	1:07.168	1:55.749	1:04.452	101.9	25:10.349
7	4:05.137	1:05.727	1:55.413	1:03.997	102.9	29:15.486

69 Ute FELKEN — DEU — VAN DIEMEN RF85 Ford

Lap	Time	Sector 1	Sector 2	Sector 3	Kph	Elapsed
1	4:16.940	1:25.308	1:48.462	1:03.170	96.4	4:16.940
2	4:07.942	1:04.997	1:49.132	1:13.813	101.7	8:24.882
3	4:33.511	1:22.457	2:01.305	1:09.749	92.2	12:58.393
4	3:58.958	1:05.065	1:50.761	1:03.132	105.5	16:57.351
5	4:04.751	1:08.742	1:55.053	1:00.956	103.0	21:02.102
6	3:44.054	58.645	1:45.909	59.500	112.5	24:46.156
7	3:40.482	59.408	1:41.057	1:00.017	114.4	28:26.638

71 Stephan SCHROYEN — BEL — ROYALE RP27 Ford

ROADBOOK MOTOR CLASSIC
www.spasixhours.com
contact@roadbook.net

SUPER SPA

ADAC GRAF BERGHE VON TRIPS POKAL

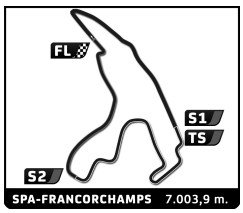

1-ADAC GRAF BERGHE VON TRIPS POKAL

SUPER SPA

Race 1

Sector Analysis

__ Invalidated Lap Personal Best Session Best **B** Crossing the pit lane

72 David DAHM — BEL
VAN DIEMEN RF96 Ford

Lap	Time	Sector 1	Sector 2	Sector 3	Kph	Elapsed
1	4:14.891	1:23.572	1:48.065	1:03.254	97.2	4:14.891
2	4:08.402	1:05.487	1:49.160	1:13.755	101.5	8:23.293
3	4:32.944	1:22.281	2:01.970	1:08.693	92.4	12:56.237
4	3:52.164	1:05.846	1:46.168	1:00.150	108.6	16:48.401
5	4:19.552 **B**	1:12.024	1:51.700	1:15.828	97.1	21:07.953

74 Roel GERAERTS — BEL
ROYALE RP27 Ford

Lap	Time	Sector 1	Sector 2	Sector 3	Kph	Elapsed
1	3:32.802	1:02.724	1:36.470	53.608	116.4	3:32.802
2	3:23.531	55.335	1:36.164	52.032	123.9	6:56.333
3	3:39.475	1:03.127	1:43.264	53.084	114.9	10:35.808
4	3:28.457	58.355	1:38.181	51.921	121.0	14:04.265
5	3:20.857	53.967	1:35.426	51.464	125.5	17:25.122
6	3:23.509	53.617	1:37.798	52.094	123.9	20:48.631
7	3:19.982	53.798	1:35.877	50.307	126.1	24:08.613
8	3:17.683	53.148	1:33.788	50.747	127.5	27:26.296

99 Thomas VITAL — DEU
REYNARD Opel Lotus

Lap	Time	Sector 1	Sector 2	Sector 3	Kph	Elapsed
1	3:43.446	1:08.355	1:40.765	54.326	110.9	3:43.446
2	3:40.000	59.470	1:42.149	58.381	114.6	7:23.446
3	3:46.345	1:01.457	1:46.898	57.990	111.4	11:09.791
4	3:34.747	58.804	1:40.528	55.415	117.4	14:44.538
5	3:34.522	58.149	1:40.875	55.498	117.5	18:19.060
6	3:34.275	57.589	1:40.756	55.930	117.7	21:53.335
7	3:31.951	57.874	1:39.413	54.664	119.0	25:25.286
8	3:31.203	57.302	1:39.567	54.334	119.4	28:56.489

100 Heinz LANGE — DEU
DALLARA F387 Alfa Novamotor

Lap	Time	Sector 1	Sector 2	Sector 3	Kph	Elapsed
1	3:46.465	1:10.747	1:40.538	55.180	109.4	3:46.465
2	3:33.650	58.617	1:38.376	56.657	118.0	7:20.115
3	3:46.013	1:03.074	1:46.891	56.048	111.6	11:06.128
4	3:29.394	59.717	1:35.767	53.910	120.4	14:35.522
5	3:28.132	58.784	1:35.873	53.475	121.1	18:03.654
6	3:26.817	57.887	1:35.516	53.414	121.9	21:30.471
7	3:26.581	57.332	1:35.942	53.307	122.1	24:57.052
8	3:26.661	56.998	1:35.682	53.981	122.0	28:23.713

103 Marc-Philipp SCHUBERT — DEU
BRABHAM BT21 LTC

Lap	Time	Sector 1	Sector 2	Sector 3	Kph	Elapsed
1	3:37.756	1:06.673	1:37.883	53.200	113.8	3:37.756

104 John WESTENBERG — DEU
RALT RT30/85 VW Spiess

Lap	Time	Sector 1	Sector 2	Sector 3	Kph	Elapsed
1	3:32.451	1:04.476	1:35.325	52.650	116.6	3:32.451
2	3:17.705	54.300	1:32.578	50.827	127.5	6:50.156
3	3:42.170	1:06.276	1:42.530	53.364	113.5	10:32.326
4	3:25.899	59.918	1:35.944	50.037	122.5	13:58.225
5	3:17.371	53.791	1:33.855	49.725	127.8	17:15.596
6	3:21.487	54.501	1:36.714	50.272	125.1	20:37.083
7	3:17.539	54.267	1:32.407	50.865	127.6	23:54.622
8	3:18.216	53.567	1:33.876	50.773	127.2	27:12.838

Lap	Time	Sector 1	Sector 2	Sector 3	Kph	Elapsed
1	3:33.385	1:05.419	1:35.863	52.103	116.1	3:33.385
2	3:18.433	55.910	1:31.899	50.624	127.1	6:51.818
3	3:41.136	1:06.121	1:42.685	52.330	114.0	10:32.954
4	3:26.223	1:00.185	1:35.559	50.479	122.3	13:59.177
5	3:14.566	54.088	1:30.546	49.932	129.6	17:13.743
6	3:18.139	54.149	1:33.237	50.753	127.3	20:31.882
7	3:19.444	54.695	1:34.251	50.498	126.4	23:51.326
8	3:16.546	54.358	1:30.831	51.357	128.3	27:07.872

155 Daniel HORNUNG — DEU
DALLARA F388 Alfa Novamotor

Lap	Time	Sector 1	Sector 2	Sector 3	Kph	Elapsed
1	3:13.402	55.398	1:30.023	47.981	128.1	3:13.402
2	3:04.958	50.978	1:27.449	46.531	136.3	6:18.360
3	3:45.523	54.306	1:45.525	1:05.692	111.8	10:03.883
4	3:34.558	1:12.210	1:35.621	46.727	117.5	13:38.441
5	3:05.617	51.110	1:26.026	48.481	135.8	16:44.058
6	3:04.051	51.131	1:26.643	46.277	137.0	19:48.109
7	3:01.837	51.009	1:24.807	46.021	138.7	22:49.946
8	3:02.976	50.929	1:25.644	46.403	137.8	25:52.922

208 Jochem SIHORSCH — DEU
RALT RT3/84 VW Brabham Judd

Lap	Time	Sector 1	Sector 2	Sector 3	Kph	Elapsed
1	3:45.786	1:11.412	1:39.139	55.235	109.7	3:45.786
2	3:32.167	57.857	1:38.469	55.841	118.8	7:17.953
3	3:46.872	1:02.783	1:47.647	56.442	111.1	11:04.825
4	3:25.597	58.000	1:35.016	52.581	122.6	14:30.422
5	3:19.752	56.033	1:31.658	52.061	126.2	17:50.174
6	3:22.372	56.145	1:34.279	51.948	124.6	21:12.546
7	3:22.294	55.536	1:33.960	52.798	124.6	24:34.840
8	3:24.927	56.580	1:35.453	52.894	123.0	27:59.767

261 Heinrich LANGFERMANN — DEU
RALT RT3/84 VW Brabham Judd

Lap	Time	Sector 1	Sector 2	Sector 3	Kph	Elapsed
1	3:40.464	1:09.070	1:37.765	53.629	112.4	3:40.464
2	3:23.002	56.978	1:33.686	52.338	124.2	7:03.466
3	3:38.384	1:02.898	1:39.855	55.631	115.5	10:41.850
4	3:23.657	59.100	1:33.551	51.006	123.8	14:05.507
5	3:16.256	54.506	1:31.754	49.996	128.5	17:21.763
6	3:17.574	54.616	1:33.410	49.548	127.6	20:39.337
7	3:16.174	54.588	1:30.182	51.404	128.5	23:55.511
8	3:15.731	53.532	1:32.076	50.123	128.8	27:11.242

269 Albert HILLER — DEU
MARCH 793 Toyota Novamotor

Lap	Time	Sector 1	Sector 2	Sector 3	Kph	Elapsed
1	3:44.020	1:09.545	1:40.565	53.910	110.6	3:44.020
2	3:32.949	57.717	1:40.036	55.196	118.4	7:16.969
3	3:46.634	1:02.784	1:46.486	57.364	111.3	11:03.603
4	3:30.002	57.478	1:39.752	52.772	120.1	14:33.605
5	3:27.308	55.654	1:38.350	53.304	121.6	18:00.913
6	3:27.373	56.291	1:38.223	52.859	121.6	21:28.286
7	3:26.234	56.214	1:38.126	51.894	122.3	24:54.520
8	3:28.454	55.866	1:38.943	53.645	121.0	28:22.974

276 Patrick ANDRIESSEN — NLD
RALT RT3/83 Alfa Novamotor

Lap	Time	Sector 1	Sector 2	Sector 3	Kph	Elapsed
1	3:15.863	56.595	1:30.008	49.260	126.5	3:15.863
2	3:09.138	53.022	1:27.665	48.451	133.3	6:25.001

ROADBOOK MOTOR CLASSIC
www.spasixhours.com
contact@roadbook.net

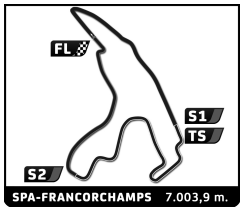

1-ADAC GRAF BERGHE VON TRIPS POKAL

SUPER SPA

Race 1

Sector Analysis

__ Invalidated Lap Personal Best Session Best **B** Crossing the pit lane

Lap	Time	Sector 1	Sector 2	Sector 3	Kph	Elapsed	Lap	Time	Sector 1	Sector 2	Sector 3	Kph	Elapsed
3	3:43.391	55.237	1:42.004	1:06.150	112.9	10:08.392							
4	3:35.115	1:12.066	1:33.887	49.162	117.2	13:43.507							
5	3:09.599	52.141	1:27.242	50.216	133.0	16:53.106							
6	3:09.764	52.771	1:28.260	48.733	132.9	20:02.870							
7	3:07.159	52.161	1:26.750	48.248	134.7	23:10.029							
8	3:07.191	51.982	1:26.881	48.328	134.7	26:17.220							

316 **Burkhard METZGER** DEU

DULON MP18 Ford

Lap	Time	Sector 1	Sector 2	Sector 3	Kph	Elapsed
1	3:50.040	1:13.868	1:41.210	54.962	107.7	3:50.040
2	3:36.722	57.183	1:40.132	59.407	116.3	7:26.762
3	3:46.705	1:03.091	1:44.666	58.948	111.2	11:13.467
4	3:46.957	1:00.369	1:49.905	56.683	111.1	15:00.424
5	3:32.901	59.002	1:39.298	54.601	118.4	18:33.325
6	3:32.106	56.607	1:39.895	55.604	118.9	22:05.431
7	3:30.651	56.953	1:39.479	54.219	119.7	25:36.082
8	3:31.260	56.801	1:39.911	54.548	119.4	29:07.342

333 **Bernd MEYER VON LUECHKEN** VNZ

RALT RT1/76 Toyota Novamotor

Lap	Time	Sector 1	Sector 2	Sector 3	Kph	Elapsed
1	3:53.175	1:14.606	1:41.725	56.844	106.3	3:53.175
2	3:40.987	1:00.077	1:41.427	59.483	114.1	7:34.162
3	3:46.409	1:02.379	1:46.802	57.228	111.4	11:20.571
4	3:38.703	59.564	1:42.865	56.274	115.3	14:59.274
5	3:39.524	59.199	1:42.415	57.910	114.9	18:38.798
6	3:39.448	59.363	1:41.712	58.373	114.9	22:18.246
7	3:41.072	58.768	1:43.982	58.322	114.1	25:59.318

686 **Christine REICHHUBER** DEU

LOLA T86/90 Ford

Lap	Time	Sector 1	Sector 2	Sector 3	Kph	Elapsed
1	4:14.257	1:21.513	1:49.593	1:03.151	97.4	4:14.257
2	3:56.894	1:04.087	1:46.643	1:06.164	106.4	8:11.151
3	4:27.076	1:11.118	2:04.486	1:11.472	94.4	12:38.227
4	3:51.535	1:03.932	1:46.775	1:00.828	108.9	16:29.762
5	3:57.576	1:06.820	1:47.418	1:03.338	106.1	20:27.338
6	3:56.390	1:07.591	1:47.857	1:00.942	106.7	24:23.728
7	3:54.197	1:05.775	1:48.192	1:00.230	107.7	28:17.925

ROADBOOK MOTOR CLASSIC
www.spasixhours.com
contact@roadbook.net

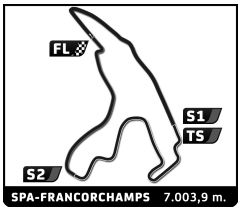

SUPER SPA

1-ADAC GRAF BERGHE VON TRIPS POKAL

Race 1

Weather Report

Air Temperature

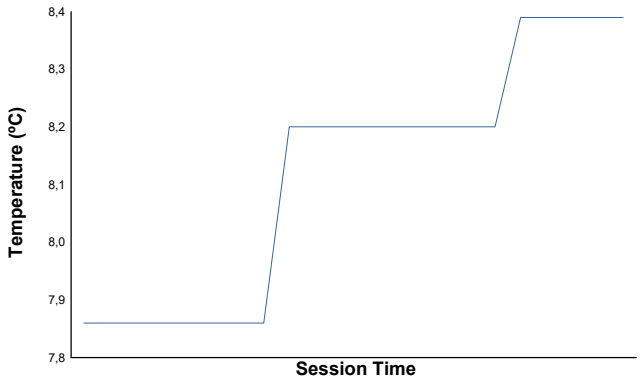

Track Temperature

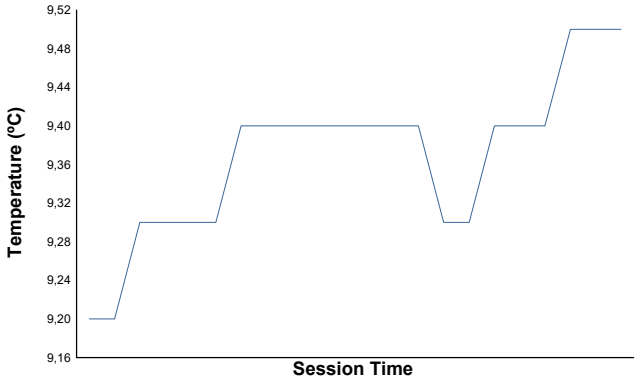

Humidity

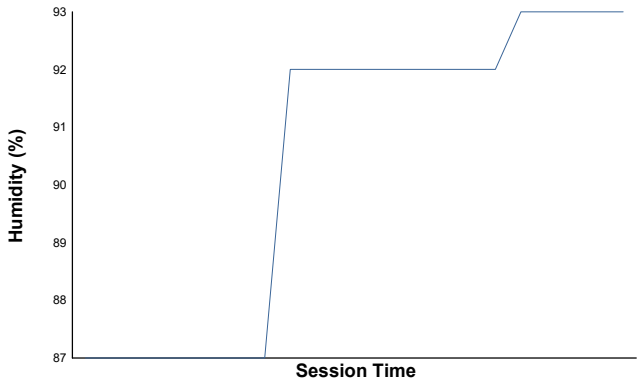

Pressure

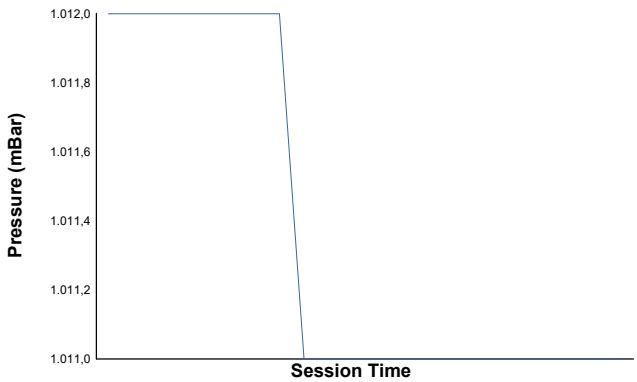

Wind Speed

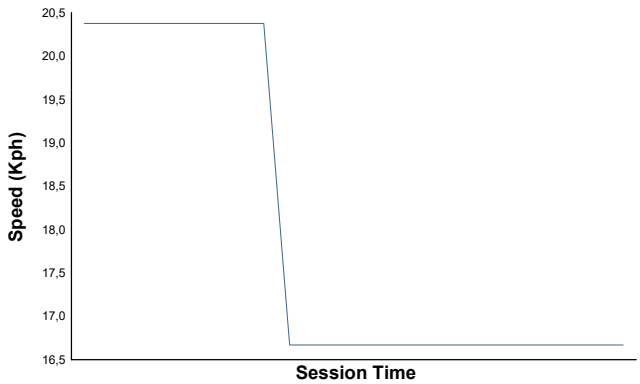

Wind Direction

North=0º/360º East=90º South=180º West=270º

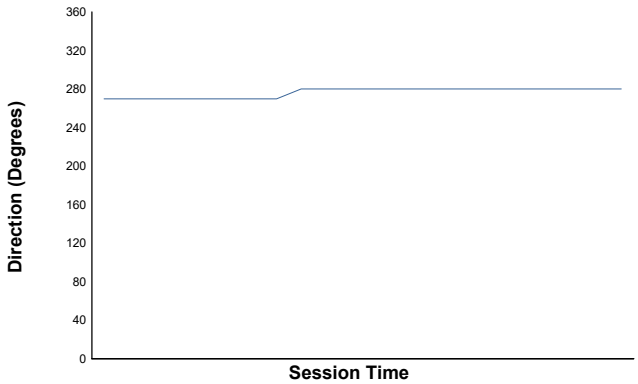

Track Status: **WET**

ROADBOOK MOTOR CLASSIC
www.spasixhours.com
contact@roadbook.net

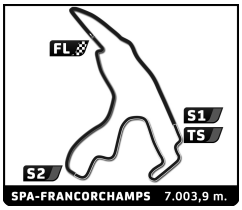

1-ADAC GRAF BERGHE VON TRIPS POKAL

SUPER SPA

Race 2 (25 Minutes)

Final Starting Grid

Heinz LANGE	100	- 13 -		
Mike KLEBE	63	- 12 -	71	Stephan SCHROYEN
Christine REICHHUBER	686	- 11 -	69	Ute FELKEN
Burkhard METZGER	316	- 10 -	333	Bernd MEYER VON LUECHKEN
Harald SCHMEYER	1	- 9 -	74	Roel GERAERTS
Albert HILLER	269	- 8 -	99	Thomas VITAL
Christophe HANSOUL	21	- 7 -	208	Jochem SIHORSCH
Marc-Philipp SCHUBERT	103	- 6 -	72	David DAHM
Heinrich LANGFERMANN	261	- 5 -	15	Maxime LEBRETON
James MCGAUGHAY	4	- 4 -	104	John WESTENBERG
Patrick ANDRIESSEN	276	- 3 -	28	Jochen THISSEN
Wolfgang HENSELER	13	- 2 -	9	Ralf GORAL
Daniel HORNUNG	155	- 1 -	8	Elio COCCIARELLI

Pole

Published at: .....

Stewards:			Timekeeper:
Jan DHONDT	Guy DAUBRIE	Peter GEENS	Mario ESTÉBANEZ

ROADBOOK MOTOR CLASSIC
www.spasixhours.com
contact@roadbook.net

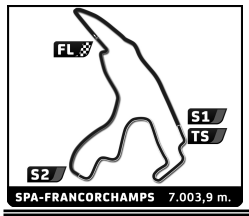

1-ADAC GRAF BERGHE VON TRIPS POKAL

SUPER SPA

Race 2 (25 Minutes)

Final Classification

	No	Driver	Nat	Team	Car	Cl.	Laps	Total Time	Gap	Kph	Best Lap Lap	Best Lap Time	Best Lap Kph
1	8	Elio COCCIARELLI	DEU		RALT RT3/84 Alfa Novamotor	German	9	**26:55.550**	-	140.2	8	**2:56.961**	142.5
2	9	Ralf GORAL	DEU		REYNARD Opel Lotus	German	9	**27:00.829**	+5.279	139.7	8	**2:55.709**	143.5
3	276	Patrick ANDRIESSEN	NLD		RALT RT3/83 Alfa Novamotor	German	9	**27:25.943**	+30.393	137.6	8	**3:01.128**	139.2
4	155	Daniel HORNUNG	DEU		DALLARA F388 Alfa Novamotor	German	9	**27:34.940**	+39.390	136.9	6	**2:57.544**	142.0
5	13	Wolfgang HENSELER	DEU		DALLARA F386 Alfa Novamotor	German	9	**27:40.023**	+44.473	136.4	8	**2:59.265**	140.7
6	4	James MCGAUGHAY	GBR		SWIFT DB4 Toyta	German	9	**28:02.177**	+1:06.627	134.6	8	**3:05.021**	136.3
7	261	Heinrich LANGFERMANN	DEU		RALT RT3/84 VW Brabham Judd	German	9	**28:08.251**	+1:12.701	134.2	8	**3:05.586**	135.9
8	28	Jochen THISSEN	DEU		REYNARD Opel Lotus	German	9	**28:56.083**	+2:00.533	130.5	5	**3:02.724**	138.0
9	103	Marc-Philipp SCHUBERT	DEU		BRABHAM BT21 LTC	German	9	**28:57.685**	+2:02.135	130.3	7	**3:08.384**	133.8
10	21	Christophe HANSOUL	BEL		VAN DIEMEN RF12 Ford	German	9	**29:15.258**	+2:19.708	129.0	8	**3:11.087**	132.0
11	72	David DAHM	BEL		VAN DIEMEN RF96 Ford	German	9	**29:15.280**	+2:19.730	129.0	9	**3:11.342**	131.8
12	208	Jochem SIHORSCH	DEU		RALT RT3/84 VW Brabham Judd	German	9	**29:22.138**	+2:26.588	128.5	6	**3:12.466**	131.0
13	269	Albert HILLER	DEU		MARCH 793 Toyota Novamotor	German	9	**29:34.658**	+2:39.108	127.6	7	**3:13.999**	130.0
14	74	Roel GERAERTS	BEL		ROYALE RP27 Ford	German	9	**30:07.500**	+3:11.950	125.3	7	**3:14.178**	129.9
15	1	Harald SCHMEYER	DEU		LOLA T492	German	8	**27:09.939**	1 Lap	123.5	7	**3:18.115**	127.3
16	316	Burkhard METZGER	DEU		DULON MP18 Ford	German	8	**27:17.133**	1 Lap	122.9	5	**3:18.515**	127.0
17	71	Stephan SCHROYEN	BEL		ROYALE RP27 Ford	German	8	**28:59.871**	1 Lap	115.7	4	**3:33.697**	118.0
18	686	Christine REICHHUBER	DEU		LOLA T86/90 Ford	German	8	**29:07.390**	1 Lap	115.2	5	**3:30.638**	119.7
19	69	Ute FELKEN	DEU		VAN DIEMEN RF85 Ford	German	8	**29:14.589**	1 Lap	114.7	5	**3:32.136**	118.9
20	333	Bernd MEYER VON LUECHKEN	VNZ		RALT RT1/76 Toyota Novamotor	German	8	**29:40.801**	1 Lap	113.0	4	**3:35.059**	117.2
21	99	Thomas VITAL	DEU		REYNARD Opel Lotus	German	8	**30:00.119**	1 Lap	111.8	5	**3:20.123**	126.0
22	63	Mike KLEBE	DEU		VAN DIEMEN RF78 Ford	German	8	**30:06.490**	1 Lap	111.4	2	**3:40.662**	114.3
23	15	Maxime LEBRETON	FRA		RALT RT3/82	German	6	**19:44.102**	3 Laps	127.4	4	**3:11.824**	131.4
Not Started													
	104	John WESTENBERG	DEU		RALT RT30/85 VW Spiess	German							
	100	Heinz LANGE	DEU		DALLARA F387 Alfa Novamotor	German							

Pole Position:		Daniel HORNUNG		
Fastest Lap:	Lap8	Ralf GORAL	**2:55.709**	143.5 Kph

CAR #5 - TIME PENALTY OF 5 SECONDS FOR CUTTING TURN 5

Track Status: **WET**

Published at: .....

Stewards:			**Timekeeper:**
Jan DHONDT	Guy DAUBRIE	Peter GEENS	Mario ESTÉBANEZ

ROADBOOK MOTOR CLASSIC
www.spasixhours.com
contact@roadbook.net

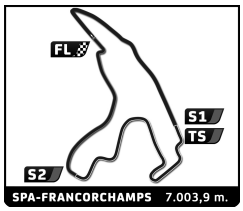

1-ADAC GRAF BERGHE VON TRIPS POKAL

SUPER SPA

Race 2 (25 Minutes)

Final Classification by Class

	No	Driver	Nat	Team	Car	Laps	Total Time	Gap	Kph	Best Lap Lap	Best Lap Time	Best Lap Kph
German Open 1												
1	155	**Daniel HORNUNG**	DEU		DALLARA F388 Alfa Novamotor	9	**27:34.940**		136.9	6	**2:57.544**	142.0
2	13	**Wolfgang HENSELER**	DEU		DALLARA F386 Alfa Novamotor	9	**27:40.023**	+5.083	136.4	8	**2:59.265**	140.7
Not Started												
	104	**John WESTENBERG**	DEU		RALT RT30/85 VW Spiess			9 Laps				
	100	**Heinz LANGE**	DEU		DALLARA F387 Alfa Novamotor			9 Laps				
German Open 2												
1	8	**Elio COCCIARELLI**	DEU		RALT RT3/84 Alfa Novamotor	9	**26:55.550**		140.2	8	**2:56.961**	142.5
2	276	**Patrick ANDRIESSEN**	NLD		RALT RT3/83 Alfa Novamotor	9	**27:25.943**	+30.393	137.6	8	**3:01.128**	139.2
3	261	**Heinrich LANGFERMANN**	DEU		RALT RT3/84 VW Brabham Judd	9	**28:08.251**	+1'12.701	134.2	8	**3:05.586**	135.9
4	208	**Jochem SIHORSCH**	DEU		RALT RT3/84 VW Brabham Judd	9	**29:22.138**	+2'26.588	128.5	6	**3:12.466**	131.0
5	269	**Albert HILLER**	DEU		MARCH 793 Toyota Novamotor	9	**29:34.658**	+2'39.108	127.6	7	**3:13.999**	130.0
6	333	**Bernd MEYER VON LUECHKEN**	VNZ		RALT RT1/76 Toyota Novamotor	8	**29:40.801**	1 Lap	113.0	4	**3:35.059**	117.2
7	15	**Maxime LEBRETON**	FRA		RALT RT3/82	6	**19:44.102**	3 Laps	127.4	4	**3:11.824**	131.4
German Open 3												
1	74	**Roel GERAERTS**	BEL		ROYALE RP27 Ford	9	**30:07.500**		125.3	7	**3:14.178**	129.9
2	316	**Burkhard METZGER**	DEU		DULON MP18 Ford	8	**27:17.133**	1 Lap	122.9	5	**3:18.515**	127.0
3	71	**Stephan SCHROYEN**	BEL		ROYALE RP27 Ford	8	**28:59.871**	1 Lap	115.7	4	**3:33.697**	118.0
4	69	**Ute FELKEN**	DEU		VAN DIEMEN RF85 Ford	8	**29:14.589**	1 Lap	114.7	5	**3:32.136**	118.9
German Open 4												
1	9	**Ralf GORAL**	DEU		REYNARD Opel Lotus	9	**27:00.829**		139.7	8	**2:55.709**	143.5
2	28	**Jochen THISSEN**	DEU		REYNARD Opel Lotus	9	**28:56.083**	+1'55.254	130.5	5	**3:02.724**	138.0
3	21	**Christophe HANSOUL**	BEL		VAN DIEMEN RF12 Ford	9	**29:15.258**	+2'14.429	129.0	8	**3:11.087**	132.0
4	72	**David DAHM**	BEL		VAN DIEMEN RF96 Ford	9	**29:15.280**	+2'14.451	129.0	9	**3:11.342**	131.8
5	99	**Thomas VITAL**	DEU		REYNARD Opel Lotus	8	**30:00.119**	1 Lap	111.8	5	**3:20.123**	126.0
German Open 5												
1	63	**Mike KLEBE**	DEU		VAN DIEMEN RF78 Ford	8	**30:06.490**		111.4	2	**3:40.662**	114.3
German Open 6												
1	1	**Harald SCHMEYER**	DEU		LOLA T492	8	**27:09.939**		123.5	7	**3:18.115**	127.3
2	686	**Christine REICHHUBER**	DEU		LOLA T86/90 Ford	8	**29:07.390**	+1'57.451	115.2	5	**3:30.638**	119.7
German Open 7												
1	4	**James MCGAUGHAY**	GBR		SWIFT DB4 Toyta	9	**28:02.177**		134.6	8	**3:05.021**	136.3
2	103	**Marc-Philipp SCHUBERT**	DEU		BRABHAM BT21 LTC	9	**28:57.685**	+55.508	130.3	7	**3:08.384**	133.8

CAR #5 - TIME PENALTY OF 5 SECONDS FOR CUTTING TURN 5

Track Status: **WET**

Published at: .....

Stewards:
Jan DHONDT Guy DAUBRIE Peter GEENS

Timekeeper:
Mario ESTÉBANEZ

ROADBOOK MOTOR CLASSIC
www.spasixhours.com
contact@roadbook.net

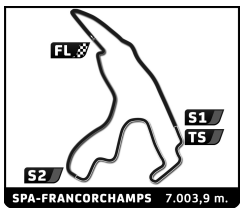

1-ADAC GRAF BERGHE VON TRIPS POKAL

SUPER SPA

Race 2

Lap Chart

No	Pos	Grid	Lap 1	2	3	4	5	6	7	8	9
155	1	155	8	8	8	8	8	8	8	8	8
8	2	8	276	276	276	9	9	9	9	9	9
13	3	13	261	9	9	276	276	276	276	276	276
9	4	9	4	4	4	4	13	13	155	155	155
276	5	276	9	261	13	13	4	155	13	13	13
28	6	28	15	13	261	261	155	4	4	4	4
4	7	4	72	15	155	155	261	261	261	261	261
104	8	104	103	21	15	15	15	103	103	103	28
261	9	261	21	72	103	103	103	208	28	28	103
15	10	15	208	155	208	208	208	72	208	21	21
103	11	103	13	103	21	21	21	28	72	72	72
72	12	72	269	208	72	72	72	21	21	208	208
21	13	21	74	269	269	269	269	269	269	269	269
208	14	208	316	74	74	28	28	15	74	74	74
269	15	269	155	28	28	74	74	74	1	1	
99	16	99	1	316	1	1	1	1	316	316	
1	17	1	333	1	316	316	316	316	686	71	
74	18	74	28	686	686	686	686	686	71	686	
316	19	316	686	71	71	71	71	71	69	69	
333	20	333	71	69	69	69	69	69	333	333	
686	21	686	69	63	333	333	333	333	63	99	
69	22	69	63	333	63	63	63	63	99	63	
63	23	63	99	99	99	99	99	99			
71	24	71									
100	25	100									

ROADBOOK
MOTOR CLASSIC
www.spasixhours.com
contact@roadbook.net

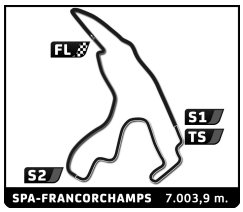

1-ADAC GRAF BERGHE VON TRIPS POKAL

SUPER SPA

Race 2

Best Sector Times

Pos	Sector 1 No	Sector 1 Driver	Sector 1 Time	Sector 2 No	Sector 2 Driver	Sector 2 Time	Sector 3 No	Sector 3 Driver	Sector 3 Time	Pos	No	Driver	Ideal Lap	Best Lap	
1	9	R.GORAL	49.413	8	E.COCCIARELLI	1:21.368	9	R.GORAL	44.767	1	9	R.GORAL	2:55.709	2:55.709	(1)
2	4	J.MCGAUGHAY	49.643	155	D.HORNUNG	1:21.395	155	D.HORNUNG	45.168	2	155	D.HORNUNG	2:56.675	2:57.544	(3)
3	8	E.COCCIARELLI	50.010	9	R.GORAL	1:21.529	8	E.COCCIARELLI	45.548	3	8	E.COCCIARELLI	2:56.926	2:56.961	(2)
4	155	D.HORNUNG	50.112	13	W.HENSELER	1:22.321	13	W.HENSELER	45.635	4	13	W.HENSELER	2:58.873	2:59.265	(4)
5	276	P.ANDRIESSEN	50.741	276	P.ANDRIESSEN	1:23.232	28	J.THISSEN	46.299	5	276	P.ANDRIESSEN	3:00.319	3:01.128	(5)
6	28	J.THISSEN	50.801	28	J.THISSEN	1:25.501	276	P.ANDRIESSEN	46.346	6	28	J.THISSEN	3:02.601	3:02.724	(6)
7	13	W.HENSELER	50.917	261	H.LANGFERMANN	1:25.542	4	J.MCGAUGHAY	46.798	7	4	J.MCGAUGHAY	3:03.874	3:05.021	(7)
8	103	M.SCHUBERT	51.936	208	J.SIHORSCH	1:27.403	261	H.LANGFERMANN	46.989	8	261	H.LANGFERMANN	3:04.675	3:05.586	(8)
9	261	H.LANGFERMANN	52.144	4	J.MCGAUGHAY	1:27.433	103	M.SCHUBERT	47.517	9	103	M.SCHUBERT	3:08.384	3:08.384	(9)
10	21	C.HANSOUL	52.347	21	C.HANSOUL	1:28.805	72	D.DAHM	48.750	10	21	C.HANSOUL	3:10.203	3:11.087	(10)
11	15	M.LEBRETON	52.534	103	M.SCHUBERT	1:28.931	269	A.HILLER	48.849	11	72	D.DAHM	3:10.875	3:11.342	(11)
12	72	D.DAHM	52.553	72	D.DAHM	1:29.572	74	R.GERAERTS	49.027	12	208	J.SIHORSCH	3:11.439	3:12.466	(13)
13	269	A.HILLER	53.320	15	M.LEBRETON	1:29.594	21	C.HANSOUL	49.051	13	15	M.LEBRETON	3:11.494	3:11.824	(12)
14	316	B.METZGER	54.471	74	R.GERAERTS	1:30.492	15	M.LEBRETON	49.366	14	269	A.HILLER	3:13.458	3:13.999	(14)
15	208	J.SIHORSCH	54.550	269	A.HILLER	1:31.289	208	J.SIHORSCH	49.486	15	74	R.GERAERTS	3:14.178	3:14.178	(15)
16	74	R.GERAERTS	54.659	99	T.VITAL	1:31.484	316	B.METZGER	50.468	16	1	H.SCHMEYER	3:17.921	3:18.115	(16)
17	1	H.SCHMEYER	54.845	1	H.SCHMEYER	1:32.306	1	H.SCHMEYER	50.770	17	316	B.METZGER	3:18.328	3:18.515	(17)
18	69	U.FELKEN	56.475	316	B.METZGER	1:33.389	99	T.VITAL	50.925	18	99	T.VITAL	3:19.202	3:20.123	(18)
19	99	T.VITAL	56.793	686	C.REICHHUBER	1:36.440	686	C.REICHHUBER	54.820	19	686	C.REICHHUBER	3:30.037	3:30.638	(19)
20	71	S.SCHROYEN	58.213	71	S.SCHROYEN	1:38.714	71	S.SCHROYEN	54.995	20	69	U.FELKEN	3:31.515	3:32.136	(20)
21	333	B.MEYER VON LUECHKEN	58.256	69	U.FELKEN	1:39.033	333	B.MEYER VON LUECHKEN	55.047	21	71	S.SCHROYEN	3:31.922	3:33.697	(21)
22	686	C.REICHHUBER	58.777	333	B.MEYER VON LUECHKEN	1:40.405	69	U.FELKEN	56.007	22	333	B.MEYER VON LUECHKEN	3:33.708	3:35.059	(22)
23	63	M.KLEBE	1:00.842	63	M.KLEBE	1:41.922	63	M.KLEBE	56.289	23	63	M.KLEBE	3:39.053	3:40.662	(23)

ROADBOOK MOTOR CLASSIC
www.spasixhours.com
contact@roadbook.net

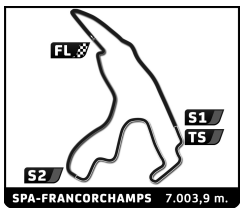

1-ADAC GRAF BERGHE VON TRIPS POKAL

SUPER SPA

Race 2

Fastest Lap Sequence

Elapsed	No	Driver	Team	Car	Class	Time	Kph	Lap
5:57.550	8	Elio COCCIARELLI		RALT RT3/84 Alfa Novamotor	German C	**3:00.000**	140.1	2
8:56.710	8	Elio COCCIARELLI		RALT RT3/84 Alfa Novamotor	German C	**2:59.160**	140.7	3
9:16.173	9	Ralf GORAL		REYNARD Opel Lotus	German C	**2:58.520**	141.2	3
15:12.658	9	Ralf GORAL		REYNARD Opel Lotus	German C	**2:57.641**	141.9	5
18:09.879	9	Ralf GORAL		REYNARD Opel Lotus	German C	**2:57.221**	142.3	6
21:06.752	9	Ralf GORAL		REYNARD Opel Lotus	German C	**2:56.873**	142.6	7
24:02.461	9	Ralf GORAL		REYNARD Opel Lotus	German C	**2:55.709**	143.5	8

ROADBOOK MOTOR CLASSIC
www.spasixhours.com
contact@roadbook.net

SUPER SPA

ADAC GRAF BERGHE VON TRIPS POKAL

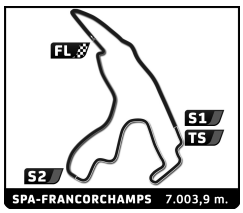

1-ADAC GRAF BERGHE VON TRIPS POKAL

SUPER SPA

Race 2

Sector Analysis

__ Invalidated Lap Personal Best Session Best **B** Crossing the pit lane

1 Harald SCHMEYER — DEU — LOLA T492

Lap	Time	Sector 1	Sector 2	Sector 3	Kph	Elapsed
1	3:35.429	1:00.615	1:40.562	54.252	115.0	3:35.429
2	3:26.935	57.034	1:36.530	53.371	121.8	7:02.364
3	3:26.229	57.035	1:35.788	53.406	122.3	10:28.593
4	3:21.647	55.662	1:34.074	51.911	125.0	13:50.240
5	3:20.428	55.341	1:33.226	51.861	125.8	17:10.668
6	3:20.194	55.441	1:33.220	51.533	125.9	20:30.862
7	3:18.115	55.039	1:32.306	50.770	127.3	23:48.977
8	3:20.962	54.845	1:34.200	51.917	125.5	27:09.939

4 James MCGAUGHAY — GBR — SWIFT DB4 Toyta

Lap	Time	Sector 1	Sector 2	Sector 3	Kph	Elapsed
1	3:11.976	52.634	1:31.373	47.969	129.1	3:11.976
2	3:06.928	51.177	1:27.433	48.318	134.9	6:18.904
3	3:05.991	50.167	1:27.653	48.171	135.6	9:24.895
4	3:05.782	50.295	1:28.689	46.798	135.7	12:30.677
5	3:05.108	49.668	1:28.257	47.183	136.2	15:35.785
6	3:05.959	49.748	1:28.003	48.208	135.6	18:41.744
7	3:07.388	50.838	1:28.245	48.305	134.6	21:49.132
8	3:05.021	49.643	1:27.840	47.538	136.3	24:54.153
9	3:08.024	50.077	1:29.163	48.784	134.1	28:02.177

8 Elio COCCIARELLI — DEU — RALT RT3/84 Alfa Novamotor

Lap	Time	Sector 1	Sector 2	Sector 3	Kph	Elapsed
1	2:57.550	49.318	1:21.869	46.363	139.5	2:57.550
2	3:00.000	50.960	1:23.127	45.913	140.1	5:57.550
3	2:59.160	50.782	1:22.539	45.839	140.7	8:56.710
4	3:01.023	51.052	1:24.423	45.548	139.3	11:57.733
5	2:59.364	50.373	1:22.526	46.465	140.6	14:57.097
6	3:02.569	52.856	1:23.266	46.447	138.1	17:59.666
7	2:57.898	50.142	1:22.149	45.607	141.7	20:57.564
8	2:56.961	50.010	1:21.368	45.583	142.5	23:54.525
9	3:01.025	50.497	1:23.376	47.152	139.3	26:55.550

9 Ralf GORAL — DEU — REYNARD Opel Lotus

Lap	Time	Sector 1	Sector 2	Sector 3	Kph	Elapsed
1	3:16.281	59.762	1:28.859	47.660	126.2	3:16.281
2	3:01.372	50.200	1:24.733	46.439	139.0	6:17.653
3	2:58.520	50.123	1:22.807	45.590	141.2	9:16.173
4	2:58.844	50.137	1:23.329	45.378	141.0	12:15.017
5	2:57.641	50.028	1:22.579	45.034	141.9	15:12.658
6	2:57.221	49.661	1:22.286	45.274	142.3	18:09.879
7	2:56.873	49.733	1:22.225	44.915	142.6	21:06.752
8	2:55.709	49.413	1:21.529	44.767	143.5	24:02.461
9	2:58.368	50.285	1:22.727	45.356	141.4	27:00.829

13 Wolfgang HENSELER — DEU — DALLARA F386 Alfa Novamotor

Lap	Time	Sector 1	Sector 2	Sector 3	Kph	Elapsed
1	3:21.149	50.891	1:43.165	47.093	123.2	3:21.149
2	3:04.736	51.755	1:27.253	45.728	136.5	6:25.885
3	3:01.912	51.911	1:24.366	45.635	138.6	9:27.797
4	3:06.077	51.476	1:24.108	50.493	135.5	12:33.874
5	3:00.846	50.954	1:23.274	46.618	139.4	15:34.720
6	3:03.646	52.295	1:25.306	46.045	137.3	18:38.366
7	3:00.650	51.531	1:22.321	46.798	139.6	21:39.016
8	2:59.265	50.917	1:22.353	45.995	140.7	24:38.281
9	3:01.742	51.200	1:23.775	46.767	138.7	27:40.023

15 Maxime LEBRETON — FRA — RALT RT3/82

Lap	Time	Sector 1	Sector 2	Sector 3	Kph	Elapsed
1	3:17.619	54.183	1:32.296	51.140	125.4	3:17.619
2	3:13.699	52.961	1:31.138	49.600	130.2	6:31.318
3	3:13.136	52.534	1:30.954	49.648	130.6	9:44.454
4	3:11.824	52.864	1:29.594	49.366	131.4	12:56.278
5	3:13.820	53.047	1:31.000	49.773	130.1	16:10.098
6	3:34.004 **B**	55.644	1:31.620	1:06.740	117.8	19:44.102

21 Christophe HANSOUL — BEL — VAN DIEMEN RF12 Ford

Lap	Time	Sector 1	Sector 2	Sector 3	Kph	Elapsed
1	3:20.376	54.549	1:34.671	51.156	123.6	3:20.376
2	3:17.743	53.263	1:33.675	50.805	127.5	6:38.119
3	3:16.970	53.870	1:31.528	51.572	128.0	9:55.089
4	3:16.840	54.522	1:32.144	50.174	128.1	13:11.929
5	3:14.622	53.200	1:31.543	49.879	129.6	16:26.551
6	3:14.010	52.962	1:31.237	49.811	130.0	19:40.561
7	3:11.115	52.347	1:29.493	49.275	131.9	22:51.676
8	3:11.087	52.554	1:28.805	49.728	132.0	26:02.763
9	3:12.495	52.770	1:30.674	49.051	131.0	29:15.258

28 Jochen THISSEN — DEU — REYNARD Opel Lotus

Lap	Time	Sector 1	Sector 2	Sector 3	Kph	Elapsed
1	3:45.834	1:26.806	1:29.708	49.320	109.7	3:45.834
2	3:09.619	52.498	1:28.708	48.413	133.0	6:55.453
3	3:29.101	1:12.052	1:29.168	47.881	120.6	10:24.554
4	3:05.581	51.644	1:26.553	47.384	135.9	13:30.135
5	3:02.724	50.924	1:25.501	46.299	138.0	16:32.859
6	3:06.705	50.906	1:27.144	48.655	135.0	19:39.564
7	3:03.234	50.839	1:25.671	46.724	137.6	22:42.798
8	3:04.054	51.263	1:25.982	46.809	137.0	25:46.852
9	3:04.231	50.801	1:25.975	47.455	136.9	28:51.083

63 Mike KLEBE — DEU — VAN DIEMEN RF78 Ford

Lap	Time	Sector 1	Sector 2	Sector 3	Kph	Elapsed
1	3:54.231	1:12.497	1:44.582	57.152	105.8	3:54.231
2	3:40.662	1:00.842	1:41.922	57.898	114.3	7:34.893
3	3:44.309	1:01.725	1:44.551	58.033	112.4	11:19.202
4	3:41.531	1:01.367	1:43.668	56.496	113.8	15:00.733
5	3:42.765	1:01.297	1:42.605	58.863	113.2	18:43.498
6	3:42.220	1:02.814	1:43.117	56.289	113.5	22:25.718
7	3:50.632	1:01.633	1:48.298	1:00.701	109.3	26:16.350
8	3:50.140	1:04.680	1:46.258	59.202	109.6	30:06.490

69 Ute FELKEN — DEU — VAN DIEMEN RF85 Ford

Lap	Time	Sector 1	Sector 2	Sector 3	Kph	Elapsed
1	3:52.363	1:12.072	1:42.533	57.758	106.6	3:52.363
2	3:38.603	1:00.530	1:40.515	57.558	115.3	7:30.966
3	3:33.763	58.506	1:39.250	56.007	118.0	11:04.729
4	3:35.625	58.443	1:39.925	57.257	116.9	14:40.354
5	3:32.136	56.475	1:39.033	56.628	118.9	18:12.490
6	3:38.281	58.810	1:41.335	58.136	115.5	21:50.771
7	3:40.189	58.536	1:41.452	1:00.201	114.5	25:30.960
8	3:43.629	1:00.336	1:44.216	59.077	112.7	29:14.589

ROADBOOK MOTOR CLASSIC
www.spasixhours.com
contact@roadbook.net

SUPER SPA

ADAC GRAF BERGHE VON TRIPS POKAL

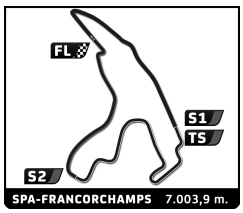

1-ADAC GRAF BERGHE VON TRIPS POKAL

SUPER SPA

Race 2

Sector Analysis

__ Invalidated Lap | Personal Best | Session Best | **B** Crossing the pit lane

71 Stephan SCHROYEN — BEL — ROYALE RP27 Ford

Lap	Time	Sector 1	Sector 2	Sector 3	Kph	Elapsed
1	3:50.079	1:10.808	1:41.640	57.631	107.7	3:50.079
2	3:38.334	1:01.247	1:40.563	56.524	115.5	7:28.413
3	3:33.909	59.800	1:39.101	55.008	117.9	11:02.322
4	3:33.697	59.172	1:39.530	54.995	118.0	14:36.019
5	3:34.127	58.213	1:38.714	57.200	117.8	18:10.146
6	3:36.172	59.866	1:39.803	56.503	116.6	21:46.318
7	3:35.152	1:00.569	1:39.192	55.391	117.2	25:21.470
8	3:38.401	1:00.581	1:39.814	58.006	115.4	28:59.871

72 David DAHM — BEL — VAN DIEMEN RF96 Ford

Lap	Time	Sector 1	Sector 2	Sector 3	Kph	Elapsed
1	3:18.563	52.259	1:34.136	52.168	124.8	3:18.563
2	3:19.817	53.386	1:34.563	51.868	126.2	6:38.380
3	3:18.524	54.126	1:33.682	50.716	127.0	9:56.904
4	3:16.007	54.171	1:31.910	49.926	128.6	13:12.911
5	3:13.941	52.733	1:31.405	49.803	130.0	16:26.852
6	3:12.380	52.662	1:30.704	49.014	131.1	19:39.232
7	3:12.285	52.785	1:29.905	49.595	131.1	22:51.517
8	3:12.421	52.807	1:29.572	50.042	131.0	26:03.938
9	3:11.342	52.553	1:30.039	48.750	131.8	29:15.280

74 Roel GERAERTS — BEL — ROYALE RP27 Ford

Lap	Time	Sector 1	Sector 2	Sector 3	Kph	Elapsed
1	3:29.249	58.381	1:38.761	52.107	118.4	3:29.249
2	3:23.567	55.828	1:35.860	51.879	123.9	6:52.816
3	3:22.757	56.199	1:34.981	51.577	124.4	10:15.573
4	3:20.833	55.652	1:34.418	50.763	125.5	13:36.406
5	3:19.427	55.397	1:33.536	50.494	126.4	16:55.833
6	3:16.437	54.986	1:32.034	49.417	128.4	20:12.270
7	3:14.178	54.659	1:30.492	49.027	129.9	23:26.448
8	3:19.794	54.931	1:32.807	52.056	126.2	26:46.242
9	3:21.258	56.222	1:33.775	51.261	125.3	30:07.500

99 Thomas VITAL — DEU — REYNARD Opel Lotus

Lap	Time	Sector 1	Sector 2	Sector 3	Kph	Elapsed
1	6:09.921 **B**	3:42.957	1:33.796	53.168	67.0	6:09.921
2	3:28.486	59.754	1:36.182	52.550	120.9	9:38.407
3	3:24.131	57.351	1:34.912	51.868	123.5	13:02.538
4	3:30.186	1:00.319	1:38.581	51.286	120.0	16:32.724
5	3:20.123	56.989	1:32.209	50.925	126.0	19:52.847
6	3:22.321	59.125	1:31.484	51.712	124.6	23:15.168
7	3:23.772	57.599	1:32.416	53.757	123.7	26:38.940
8	3:21.179	56.793	1:32.202	52.184	125.3	30:00.119

103 Marc-Philipp SCHUBERT — DEU — BRABHAM BT21 LTC

Lap	Time	Sector 1	Sector 2	Sector 3	Kph	Elapsed
1	3:19.088	54.995	1:32.091	52.002	124.4	3:19.088
2	3:19.925	53.684	1:34.941	51.300	126.1	6:39.013
3	3:15.276	54.254	1:30.469	50.553	129.1	9:54.289
4	3:10.741	53.308	1:29.422	48.011	132.2	13:05.030
5	3:08.729	52.114	1:28.991	47.624	133.6	16:13.759
6	3:11.238	52.602	1:30.521	48.115	131.8	19:24.997
7	3:08.384	51.936	1:28.931	47.517	133.8	22:33.381
8	3:12.238	54.091	1:29.687	48.460	131.2	25:45.619
9	3:12.066	52.592	1:29.819	49.655	131.3	28:57.685

155 Daniel HORNUNG — DEU — DALLARA F388 Alfa Novamotor

Lap	Time	Sector 1	Sector 2	Sector 3	Kph	Elapsed
1	3:33.465	1:17.693	1:27.091	48.681	116.1	3:33.465
2	3:05.128	51.338	1:25.388	48.402	136.2	6:38.593
3	3:03.230	52.257	1:24.607	46.366	137.6	9:41.823
4	3:00.060	51.706	1:22.497	45.857	140.0	12:41.883
5	2:59.378	51.068	1:23.142	45.168	140.6	15:41.261
6	2:57.544	50.249	1:22.116	45.179	142.0	18:38.805
7	2:57.734	50.383	1:21.395	45.956	141.9	21:36.539
8	2:57.931	50.226	1:22.126	45.579	141.7	24:34.470
9	3:00.470	50.112	1:23.635	46.723	139.7	27:34.940

208 Jochem SIHORSCH — DEU — RALT RT3/84 VW Brabham Judd

Lap	Time	Sector 1	Sector 2	Sector 3	Kph	Elapsed
1	3:20.890	57.792	1:32.624	50.474	123.3	3:20.890
2	3:18.848	55.676	1:31.573	51.599	126.8	6:39.738
3	3:15.278	54.657	1:29.829	50.792	129.1	9:55.016
4	3:13.101	54.550	1:29.065	49.486	130.6	13:08.117
5	3:13.824	54.823	1:29.294	49.707	130.1	16:21.941
6	3:12.466	55.342	1:27.403	49.721	131.0	19:34.407
7	3:15.383	55.707	1:29.929	49.747	129.0	22:49.790
8	3:16.794	55.215	1:30.478	51.101	128.1	26:06.584
9	3:15.554	54.603	1:30.320	50.631	128.9	29:22.138

261 Heinrich LANGFERMANN — DEU — RALT RT3/84 VW Brabham Judd

Lap	Time	Sector 1	Sector 2	Sector 3	Kph	Elapsed
1	3:11.216	54.192	1:28.550	48.474	129.6	3:11.216
2	3:10.757	53.288	1:28.926	48.543	132.2	6:21.973
3	3:07.827	53.083	1:27.755	46.989	134.2	9:29.800
4	3:07.343	52.937	1:26.318	48.088	134.6	12:37.143
5	3:07.438	52.712	1:26.775	47.951	134.5	15:44.581
6	3:05.587	52.144	1:25.558	47.885	135.9	18:50.168
7	3:06.441	53.027	1:25.542	47.872	135.2	21:56.609
8	3:05.586	52.302	1:25.786	47.498	135.9	25:02.195
9	3:06.056	52.993	1:25.606	47.457	135.5	28:08.251

269 Albert HILLER — DEU — MARCH 793 Toyota Novamotor

Lap	Time	Sector 1	Sector 2	Sector 3	Kph	Elapsed
1	3:22.523	56.493	1:34.528	51.502	122.3	3:22.523
2	3:18.957	54.408	1:34.197	50.352	126.7	6:41.480
3	3:16.486	53.664	1:33.002	49.820	128.3	9:57.966
4	3:16.186	53.484	1:32.986	49.716	128.5	13:14.152
5	3:15.016	53.676	1:32.187	49.153	129.3	16:29.168
6	3:14.445	53.522	1:32.066	48.857	129.7	19:43.613
7	3:13.999	53.320	1:31.830	48.849	130.0	22:57.612
8	3:16.264	54.228	1:31.289	50.747	128.5	26:13.876
9	3:20.782	54.976	1:33.875	51.931	125.6	29:34.658

276 Patrick ANDRIESSEN — NLD — RALT RT3/83 Alfa Novamotor

Lap	Time	Sector 1	Sector 2	Sector 3	Kph	Elapsed
1	3:06.100	51.714	1:26.459	47.927	133.1	3:06.100
2	3:04.143	51.645	1:25.317	47.181	136.9	6:10.243
3	3:03.360	51.573	1:24.724	47.063	137.5	9:13.603
4	3:02.885	51.417	1:24.141	47.327	137.9	12:16.488
5	3:02.635	51.350	1:24.378	46.907	138.1	15:19.123

ROADBOOK MOTOR CLASSIC
www.spasixhours.com
contact@roadbook.net

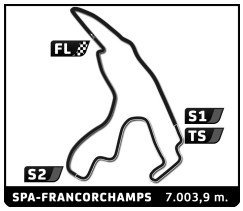

1-ADAC GRAF BERGHE VON TRIPS POKAL

SUPER SPA

Race 2

Sector Analysis

__ Invalidated Lap Personal Best Session Best **B** Crossing the pit lane

Lap	Time	Sector 1	Sector 2	Sector 3	Kph	Elapsed	Lap	Time	Sector 1	Sector 2	Sector 3	Kph	Elapsed
6	3:02.000	50.833	1:24.284	46.883	138.5	18:21.123							
7	3:02.031	51.072	1:24.613	46.346	138.5	21:23.154							
8	3:01.128	51.073	1:23.232	46.823	139.2	24:24.282							
9	3:01.661	50.741	1:23.694	47.226	138.8	27:25.943							

316 **Burkhard METZGER** DEU

DULON MP18 Ford

Lap	Time	Sector 1	Sector 2	Sector 3	Kph	Elapsed
1	3:32.535	1:00.392	1:39.628	52.515	116.6	3:32.535
2	3:28.510	57.387	1:37.301	53.822	120.9	7:01.045
3	3:30.313	58.521	1:38.623	53.169	119.9	10:31.358
4	3:22.540	55.772	1:34.964	51.804	124.5	13:53.898
5	3:18.515	54.658	1:33.389	50.468	127.0	17:12.413
6	3:18.972	54.471	1:33.843	50.658	126.7	20:31.385
7	3:21.930	55.908	1:34.321	51.701	124.9	23:53.315
8	3:23.818	56.054	1:35.301	52.463	123.7	27:17.133

333 **Bernd MEYER VON LUECHKEN** VNZ

RALT RT1/76 Toyota Novamotor

Lap	Time	Sector 1	Sector 2	Sector 3	Kph	Elapsed
1	3:41.775	1:06.323	1:40.405	55.047	111.7	3:41.775
2	3:57.305	59.312	1:42.217	1:15.776	106.3	7:39.080
3	3:37.915	59.756	1:41.836	56.323	115.7	11:16.995
4	3:35.059	58.261	1:41.583	55.215	117.2	14:52.054
5	3:41.831	1:00.056	1:45.582	56.193	113.7	18:33.885
6	3:42.139	1:01.567	1:44.766	55.806	113.5	22:16.024
7	3:40.810	58.256	1:43.704	58.850	114.2	25:56.834
8	3:43.967	59.848	1:45.288	58.831	112.6	29:40.801

686 **Christine REICHHUBER** DEU

LOLA T86/90 Ford

Lap	Time	Sector 1	Sector 2	Sector 3	Kph	Elapsed
1	3:49.499	1:09.442	1:42.305	57.752	108.0	3:49.499
2	3:38.240	1:00.859	1:39.949	57.432	115.5	7:27.739
3	3:33.566	59.523	1:38.601	55.442	118.1	11:01.305
4	3:32.996	59.141	1:38.308	55.547	118.4	14:34.301
5	3:30.638	58.777	1:36.440	55.421	119.7	18:04.939
6	3:31.119	59.497	1:36.802	54.820	119.4	21:36.058
7	3:30.930	58.967	1:37.064	54.899	119.5	25:06.988
8	4:00.402 **B**	59.041	1:43.045	1:18.316	104.9	29:07.390

ROADBOOK MOTOR CLASSIC
www.spasixhours.com
contact@roadbook.net

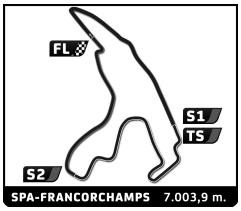

SUPER SPA

1-ADAC GRAF BERGHE VON TRIPS POKAL

Race 2

Weather Report

Air Temperature

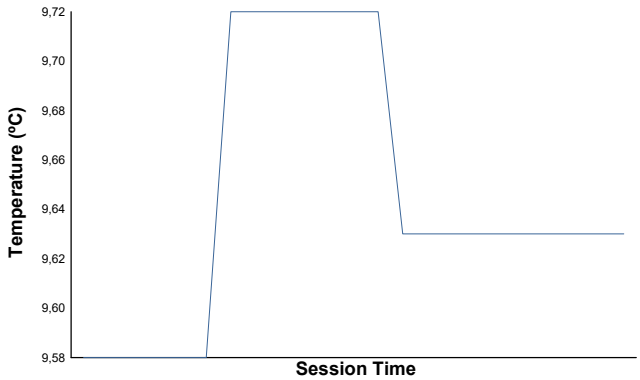

Track Temperature

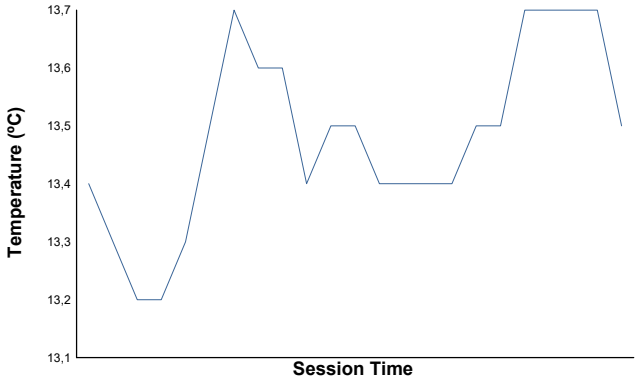

Humidity

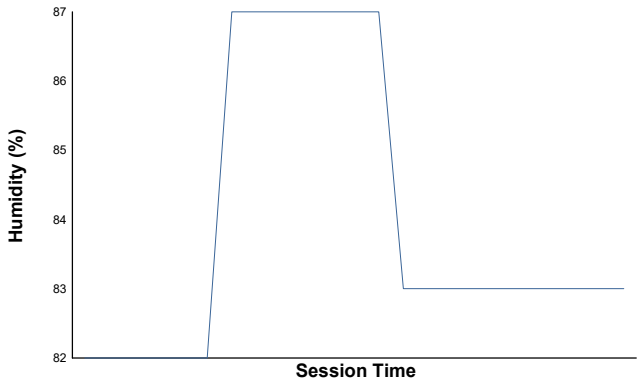

Pressure

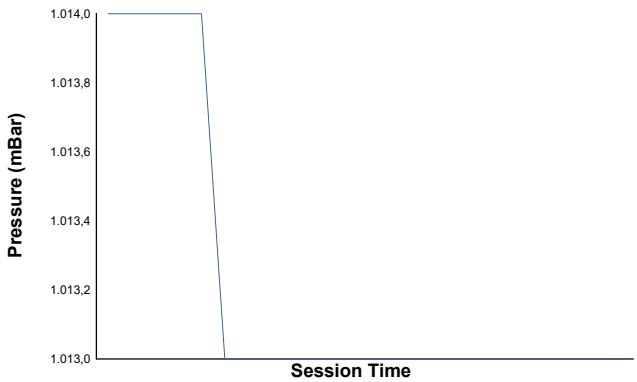

Wind Speed

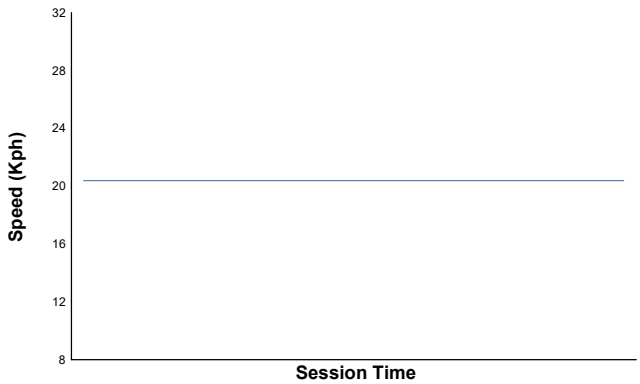

Wind Direction

North=0º/360º East=90º South=180º West=270º

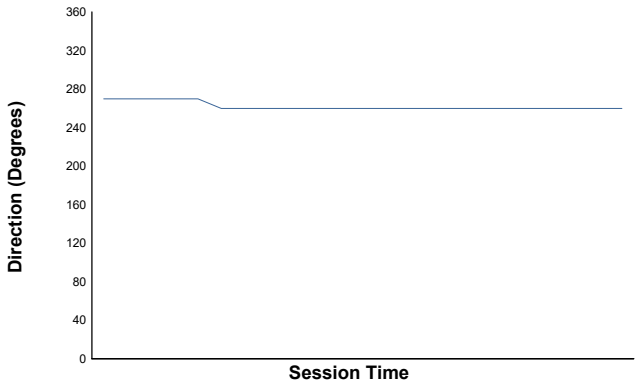

Track Status: **WET**

ROADBOOK MOTOR CLASSIC
www.spasixhours.com
contact@roadbook.net