SUPER SPA

2-FAST SEVENTIES BENELUX

Results Booklet

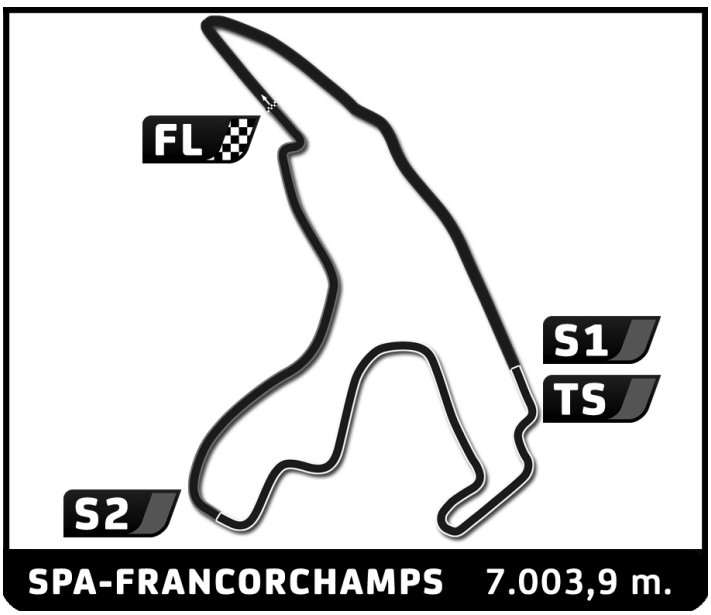

SUPER SPA

FAST SEVENTIES

1966 - 1981 Dutch Racing Championship

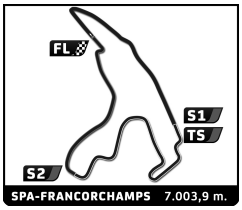

2-FAST SEVENTIES BENELUX

SUPER SPA

Qualifying

Final Classification

	No	Driver	Nat	Team	Car	Cl.	Time	Lap	Total	Gap		Kph
1	59	**Hans DE GRAAF**	NLD		PORSCHE RSR	Cl. 10	**2:48.642**	5	7	-	-	**149.5**
2	10	**Lex PROPER**	NLD		PORSCHE Iroc	Cl. 10	**2:56.109**	4	7	+7.467	+7.467	**143.2**
3	1	**Jan-Willem OOSTERHAGEN**	NLD		FORD Escort RS 2000 Mk1	Cl. 9	**2:57.002**	5	5	+8.360	+0.893	**142.5**
4	6	**Marcel FRIJLINK**	NLD		FORD Escort RS Mk1	Cl. 9	**2:57.420**	6	7	+8.778	+0.418	**142.1**
5	33	**Gerd RIJPER**	NLD		PORSCHE RSR	Cl. 10	**2:57.831**	4	6	+9.189	+0.411	**141.8**
6	20	**Marnix DIERICK**	BEL		FORD Escort Mk2	Cl. 14	**2:59.487**	5	6	+10.845	+1.656	**140.5**
7	18	**Freddy VAN SPRUNDEL**	BEL		FORD Escort MK1	Cl. 9	**3:01.294**	5	7	+12.652	+1.807	**139.1**
8	46	**Geert BOELS**	BEL		FORD Escort Mk1 RS 2000	Cl. 9	**3:03.325**	5	6	+14.683	+2.031	**137.5**
9	77	**Stephane RION**	NLD		ALPHA ROMEO GTV 6	Cl. 14	**3:06.184**	5	6	+17.542	+2.859	**135.4**
10	11	**Timo SPAN**	NLD		BMW 2002	Cl. 9	**3:07.018**	6	6	+18.376	+0.834	**134.8**
11	4	**Onno VLAANDEREN**	NLD		DAVRIAN Mk 5	Cl. 7	**3:07.091**	5	6	+18.449	+0.073	**134.8**
12	43	**Stefan KREMER**	DEU		LOTUS Europa S2	Cl. 3	**3:11.031**	4	4	+22.389	+3.940	**132.0**
13	37	**Carst SPAN**	NLD		MINI Cooper S Mk2	Cl. 7	**3:16.547**	4	6	+27.905	+5.516	**128.3**
14	40	**Stefan JACOBS**	LUX		FORD GT40	Cl. 5	**3:21.769**	4	6	+33.127	+5.222	**125.0**
15	41	**Klaas SPAN**	NLD		MINI Cooper S Mk1	Cl. 2	**3:35.860**	5	6	+47.218	+14.091	**116.8**
16	23	**Jean-Marc BREUGNOT**	FRA		ALPINE A 110	Cl. 9						

Fastest Lap:	Lap 5	Hans DE GRAAF	**2:48.642**	149.5 Kph

CAR #77 - A LAP TIME DELETED DUE TO TRACK LIMITS

Track Status: **DRY**

Published at: .....

Stewards:
Jan DHONDT Guy DAUBRIE Peter GEENS

Timekeeper:
Mario ESTÉBANEZ

ROADBOOK MOTOR CLASSIC
www.spasixhours.com
contact@roadbook.net

SUPER SPA

FAST SEVENTIES

1966 - 1981 Dutch Racing Championship

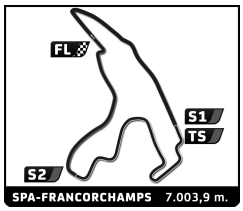

2-FAST SEVENTIES BENELUX

SUPER SPA

Qualifying

Final Classification by Class

	No	Driver	Nat	Team	Car	Time	Lap	Total	Gap		Kph
Cl. 2											
1	41	**Klaas SPAN**	NLD		MINI Cooper S Mk1	**3:35.860**	5	6			**116.8**
Cl. 5											
1	40	**Stefan JACOBS**	LUX		FORD GT40	**3:21.769**	4	6			**125.0**
Cl. 7											
1	4	**Onno VLAANDEREN**	NLD		DAVRIAN Mk 5	**3:07.091**	5	6			**134.8**
2	37	**Carst SPAN**	NLD		MINI Cooper S Mk2	**3:16.547**	4	6	+9.456	+9.456	**128.3**
Cl. 10											
1	59	**Hans DE GRAAF**	NLD		PORSCHE RSR	**2:48.642**	5	7			**149.5**
2	10	**Lex PROPER**	NLD		PORSCHE Iroc	**2:56.109**	4	7	+7.467	+7.467	**143.2**
3	33	**Gerd RIJPER**	NLD		PORSCHE RSR	**2:57.831**	4	6	+9.189	+1.722	**141.8**
Cl. 9											
1	1	**Jan-Willem OOSTERHAGEN**	NLD		FORD Escort RS 2000 Mk1	**2:57.002**	5	5			**142.5**
2	6	**Marcel FRIJLINK**	NLD		FORD Escort RS Mk1	**2:57.420**	6	7	+0.418	+0.418	**142.1**
3	18	**Freddy VAN SPRUNDEL**	BEL		FORD Escort MK1	**3:01.294**	5	7	+4.292	+3.874	**139.1**
4	46	**Geert BOELS**	BEL		FORD Escort Mk1 RS 2000	**3:03.325**	5	6	+6.323	+2.031	**137.5**
5	11	**Timo SPAN**	NLD		BMW 2002	**3:07.018**	6	6	+10.016	+3.693	**134.8**
6	23	**Jean-Marc BREUGNOT**	FRA		ALPINE A 110						
Cl. 3											
1	43	**Stefan KREMER**	DEU		LOTUS Europa S2	**3:11.031**	4	4			**132.0**
Cl. 14											
1	20	**Marnix DIERICK**	BEL		FORD Escort Mk2	**2:59.487**	5	6			**140.5**
2	77	**Stephane RION**	NLD		ALPHA ROMEO GTV 6	**3:06.184**	5	6	+6.697	+6.697	**135.4**

CAR #77 - A LAP TIME DELETED DUE TO TRACK LIMITS

Track Status: **DRY**

Published at: .....

Stewards:
Jan DHONDT Guy DAUBRIE Peter GEENS

Timekeeper:
Mario ESTÉBANEZ

ROADBOOK MOTOR CLASSIC
www.spasixhours.com
contact@roadbook.net

SUPER SPA

FAST SEVENTIES
1966 - 1981 Dutch Racing Championship

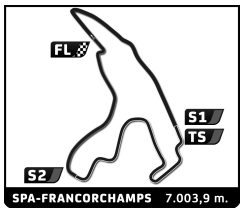

2-FAST SEVENTIES BENELUX

SUPER SPA

Qualifying

Best Sector Times

	Sector 1			Sector 2			Sector 3								
Pos	No	Driver	Time	No	Driver	Time	No	Driver	Time	Pos	No	Driver	Ideal Lap	Best Lap	
1	59	H.DE GRAAF	48.794	59	H.DE GRAAF	1:16.216	59	H.DE GRAAF	43.468	1	59	H.DE GRAAF	2:48.478	2:48.642	(1)
2	10	L.PROPER	49.372	1	J.OOSTERHAGEN	1:18.627	10	L.PROPER	45.588	2	10	L.PROPER	2:54.928	2:56.109	(2)
3	6	M.FRIJLINK	50.524	20	M.DIERICK	1:19.525	6	M.FRIJLINK	45.781	3	1	J.OOSTERHAGEN	2:56.732	2:57.002	(3)
4	33	G.RIJPER	50.565	10	L.PROPER	1:19.968	1	J.OOSTERHAGEN	45.798	4	6	M.FRIJLINK	2:56.811	2:57.420	(4)
5	18	F.VAN SPRUNDEL	51.668	6	M.FRIJLINK	1:20.506	33	G.RIJPER	45.902	5	33	G.RIJPER	2:57.407	2:57.831	(5)
6	1	J.OOSTERHAGEN	52.307	33	G.RIJPER	1:20.940	20	M.DIERICK	46.074	6	20	M.DIERICK	2:59.332	2:59.487	(6)
7	77	S.RION	52.866	46	G.BOELS	1:22.498	18	F.VAN SPRUNDEL	46.785	7	18	F.VAN SPRUNDEL	3:01.072	3:01.294	(7)
8	11	T.SPAN	53.242	18	F.VAN SPRUNDEL	1:22.619	46	G.BOELS	47.086	8	46	G.BOELS	3:03.164	3:03.325	(8)
9	46	G.BOELS	53.580	4	O.VLAANDEREN	1:24.247	4	O.VLAANDEREN	47.981	9	11	T.SPAN	3:05.573	3:07.018	(10)
10	20	M.DIERICK	53.733	11	T.SPAN	1:24.335	11	T.SPAN	47.996	10	77	S.RION	3:06.072	3:06.184	(9)
11	4	O.VLAANDEREN	53.951	77	S.RION	1:24.876	77	S.RION	48.330	11	4	O.VLAANDEREN	3:06.179	3:07.091	(11)
12	40	S.JACOBS	56.034	43	S.KREMER	1:25.600	43	S.KREMER	49.158	12	43	S.KREMER	3:11.031	3:11.031	(12)
13	43	S.KREMER	56.273	37	C.SPAN	1:27.098	37	C.SPAN	51.322	13	37	C.SPAN	3:15.737	3:16.547	(13)
14	37	C.SPAN	57.317	40	S.JACOBS	1:31.600	40	S.JACOBS	51.587	14	40	S.JACOBS	3:19.221	3:21.769	(14)
15	41	K.SPAN	1:01.165	41	K.SPAN	1:36.390	41	K.SPAN	56.034	15	41	K.SPAN	3:33.589	3:35.860	(15)

ROADBOOK
MOTOR CLASSIC
www.spasixhours.com
contact@roadbook.net

SUPER SPA

FAST SEVENTIES

1966 - 1981 Dutch Racing Championship

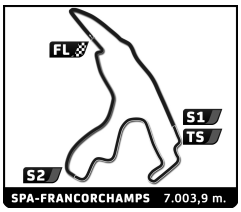

2-FAST SEVENTIES BENELUX

SUPER SPA

Qualifying

Best Top Speed

				Top 1		Top 2		Top 3		Top 4		Top 5		
No	Driver	Team	Class	Kph	Lap	Kph	Lap	Kph	Lap	Kph	Lap	Kph	Lap	Avg
59	Hans DE GRAAF		Cl. 10	**211.4**	5	207.7	6	204.5	7	201.1	2	196.4	4	204,2
10	Lex PROPER		Cl. 10	**197.8**	6	195.3	7	193.2	5	185.9	4	163.6	3	187,2
77	Stephane RION		Cl. 14	**189.5**	4	186.9	5	175.9	6	138.8	3	107.0	1	159,6
1	Jan-Willem OOSTERHAGEN		Cl. 9	**187.8**	4	187.8	5	168.0	3	120.4	1	114.4	2	155,7
4	Onno VLAANDEREN		Cl. 7	**184.3**	6	179.7	5	166.4	4	139.7	3	132.7	1	160,6
6	Marcel FRIJLINK		Cl. 9	**184.3**	6	179.7	5	165.6	4	130.6	3	115.9	2	155,2
11	Timo SPAN		Cl. 9	**184.3**	6	182.1	5	177.9	4	163.1	3	109.4	1	163,4
20	Marnix DIERICK		Cl. 14	**183.4**	6	179.7	4	178.5	5	157.4	3			174,8
18	Freddy VAN SPRUNDEL		Cl. 9	**183.1**	6	179.4	5	160.7	4	157.9	3	131.1	7	162,4
33	Gerd RIJPER		Cl. 10	**183.1**	5	171.4	2	165.6	4	164.4	3	142.1	6	165,3
46	Geert BOELS		Cl. 9	**182.4**	6	172.5	5	161.2	4	147.9	3	125.7	1	157,9
40	Stefan JACOBS		Cl. 5	**179.4**	6	173.4	4	163.6	3	128.1	5	121.6	1	153,2
43	Stefan KREMER		Cl. 3	**171.7**	4	157.0	3	139.7	2	124.7	1			148,3
37	Carst SPAN		Cl. 7	**164.1**	5	163.9	6	141.9	4	135.7	3	115.9	1	144,3
41	Klaas SPAN		Cl. 2	**149.0**	5	145.9	6	143.2	4	137.8	3	110.2	2	137,2
23	Jean-Marc BREUGNOT		Cl. 9											

ROADBOOK MOTOR CLASSIC

www.spasixhours.com
contact@roadbook.net

SUPER SPA

FAST SEVENTIES
1966 - 1981 Dutch Racing Championship

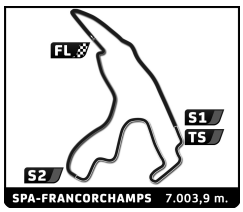

2-FAST SEVENTIES BENELUX

SUPER SPA

Qualifying

Fastest Lap Sequence

Elapsed	No	Driver	Team	Car	Class	Time	Kph	Lap
7:00.411	59	Hans DE GRAAF		PORSCHE RSR	Cl. 10	**3:50.136**	109.6	2
16:22.012	59	Hans DE GRAAF		PORSCHE RSR	Cl. 10	**2:50.172**	148.2	4
19:10.654	59	Hans DE GRAAF		PORSCHE RSR	Cl. 10	**2:48.642**	149.5	5

ROADBOOK
MOTOR CLASSIC

www.spasixhours.com
contact@roadbook.net

SUPER SPA

FAST SEVENTIES

1966 - 1981 Dutch Racing Championship

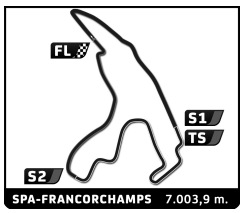

2-FAST SEVENTIES BENELUX

SUPER SPA

Qualifying

Sector Analysis

__ Invalidated Lap | Personal Best | Session Best | **B** Crossing the pit lane

1 Jan-Willem OOSTERHAGEN — NLD — FORD Escort RS 2000 Mk1

Lap	Time	Sector 1	Sector 2	Sector 3	Kph	Elapsed
1	3:38.845	1:09.388	1:35.595	53.862	113.2	3:38.845
2	4:03.238	1:06.871	1:49.119	1:07.248	103.7	7:42.083
3	6:20.282 B	4:07.989	1:25.861	46.432	66.3	14:02.365
4	2:58.355	52.953	1:19.548	45.854	141.4	17:00.720
5	2:57.002	52.577	1:18.627	45.798	142.5	19:57.722

4 Onno VLAANDEREN — NLD — DAVRIAN Mk 5

Lap	Time	Sector 1	Sector 2	Sector 3	Kph	Elapsed
1	3:35.107	1:00.882	1:40.101	54.124	115.2	3:35.107
2	4:02.560	1:04.127	1:51.433	1:07.000	104.0	7:37.667
3	6:38.204 B	4:13.583	1:34.407	50.214	63.3	14:15.871
4	3:14.199	56.414	1:26.137	51.648	129.8	17:30.070
5	3:07.091	54.697	1:24.413	47.981	134.8	20:37.161
6	3:12.085	53.951	1:24.247	53.887	131.3	23:49.246

6 Marcel FRIJLINK — NLD — FORD Escort RS Mk1

Lap	Time	Sector 1	Sector 2	Sector 3	Kph	Elapsed
1	3:45.565	1:16.465	1:37.897	51.203	109.8	3:45.565
2	4:42.005	1:06.450	1:57.061	1:38.494	89.4	8:27.570
3	5:52.438	3:36.261	1:28.670	47.507	71.5	14:20.008
4	2:58.501	51.273	1:21.330	45.898	141.3	17:18.509
5	2:57.805	51.518	1:20.506	45.781	141.8	20:16.314
6	2:57.420	50.524	1:21.045	45.851	142.1	23:13.734
7	4:24.752	1:05.498	2:00.816	1:18.438	95.2	27:38.486

10 Lex PROPER — NLD — PORSCHE Iroc

Lap	Time	Sector 1	Sector 2	Sector 3	Kph	Elapsed
1	3:15.770	52.968	1:31.683	51.119	126.6	3:15.770
2	3:54.238	51.319	1:48.354	1:14.565	107.6	7:10.008
3	6:24.830 B	4:12.256	1:25.312	47.262	65.5	13:34.838
4	2:56.109	49.372	1:19.968	46.769	143.2	16:30.947
5	2:57.473	50.287	1:21.598	45.588	142.1	19:28.420
6	2:57.376	49.873	1:21.682	45.821	142.2	22:25.796
7	4:12.279	49.538	2:00.354	1:22.387	99.9	26:38.075

11 Timo SPAN — NLD — BMW 2002

Lap	Time	Sector 1	Sector 2	Sector 3	Kph	Elapsed
1	3:52.911	1:19.847	1:39.724	53.340	106.4	3:52.911
2	4:57.097	1:18.209	2:11.673	1:27.215	84.9	8:50.008
3	5:08.536	2:50.323	1:27.874	50.339	81.7	13:58.544
4	3:11.946	56.731	1:26.120	49.095	131.4	17:10.490
5	3:07.458	55.127	1:24.335	47.996	134.5	20:17.948
6	3:07.018	53.242	1:25.238	48.538	134.8	23:24.966

18 Freddy VAN SPRUNDEL — BEL — FORD Escort MK1

Lap	Time	Sector 1	Sector 2	Sector 3	Kph	Elapsed
1	3:33.186	1:01.967	1:40.315	50.904	116.2	3:33.186
2	4:00.277	1:00.366	1:55.585	1:04.326	104.9	7:33.463
3	6:31.690 B	4:16.606	1:26.916	48.168	64.4	14:05.153
4	3:03.701	52.030	1:24.759	46.912	137.3	17:08.854
5	3:01.294	51.890	1:22.619	46.785	139.1	20:10.148
6	3:01.370	51.668	1:22.727	46.975	139.0	23:11.518
7	4:24.885	1:03.077	2:04.083	1:17.725	95.2	27:36.403

20 Marnix DIERICK — BEL — FORD Escort Mk2

Lap	Time	Sector 1	Sector 2	Sector 3	Kph	Elapsed
1	3:35.800				114.8	3:35.800
2	4:03.668				103.5	7:39.468
3	7:24.162	5:13.885	1:23.482	46.795	56.8	15:03.630
4	3:03.004	54.955	1:21.295	46.754	137.8	18:06.634
5	2:59.487	53.888	1:19.525	46.074	140.5	21:06.121
6	3:12.747	53.733	1:21.925	57.089	130.8	24:18.868

33 Gerd RIJPER — NLD — PORSCHE RSR

Lap	Time	Sector 1	Sector 2	Sector 3	Kph	Elapsed
1	3:15.005	52.110	1:31.956	50.939	127.0	3:15.005
2	3:52.056	51.949	1:43.830	1:16.277	108.7	7:07.061
3	6:26.725 B	4:14.756	1:24.859	47.110	65.2	13:33.786
4	2:57.831	50.565	1:21.364	45.902	141.8	16:31.617
5	2:57.977	51.016	1:20.940	46.021	141.7	19:29.594
6	6:55.139 B	57.194	1:36.890	4:21.055	60.7	26:24.733

37 Carst SPAN — NLD — MINI Cooper S Mk2

Lap	Time	Sector 1	Sector 2	Sector 3	Kph	Elapsed
1	3:54.416	1:17.952	1:39.903	56.561	105.7	3:54.416
2	5:06.986	1:21.045	2:09.837	1:36.104	82.1	9:01.402
3	6:22.352 B	3:58.423	1:31.196	52.733	65.9	15:23.754
4	3:16.547	58.052	1:27.173	51.322	128.3	18:40.301
5	3:16.697	57.317	1:27.098	52.282	128.2	21:56.998
6	3:59.322	57.447	1:48.837	1:13.038	105.4	25:56.320

40 Stefan JACOBS — LUX — FORD GT40

Lap	Time	Sector 1	Sector 2	Sector 3	Kph	Elapsed
1	3:54.050	1:18.872	1:40.391	54.787	105.9	3:54.050
2	4:58.167	1:18.128	2:12.149	1:27.890	84.6	8:52.217
3	5:32.537	3:02.367	1:36.450	53.720	75.8	14:24.754
4	3:21.769	56.034	1:33.382	52.353	125.0	17:46.523
5	3:34.022	1:10.835	1:31.600	51.587	117.8	21:20.545
6	3:22.047	56.238	1:32.193	53.616	124.8	24:42.592

41 Klaas SPAN — NLD — MINI Cooper S Mk1

Lap	Time	Sector 1	Sector 2	Sector 3	Kph	Elapsed
1	3:58.516	1:21.834	1:40.648	56.034	103.9	3:58.516
2	4:58.020	1:18.414	2:09.330	1:30.276	84.6	8:56.536
3	5:48.000	3:13.033	1:37.077	57.890	72.5	14:44.536
4	3:39.843	1:01.165	1:39.932	58.746	114.7	18:24.379
5	3:35.860	1:01.235	1:36.390	58.235	116.8	22:00.239
6	4:05.346	1:02.471	1:51.525	1:11.350	102.8	26:05.585

43 Stefan KREMER — DEU — LOTUS Europa S2

Lap	Time	Sector 1	Sector 2	Sector 3	Kph	Elapsed
1	3:55.941	1:21.674	1:39.422	54.845	105.0	3:55.941
2	10:04.696 B	7:41.461	1:32.357	50.878	41.7	14:00.637
3	3:14.809	57.621	1:27.781	49.407	129.4	17:15.446
4	3:11.031	56.273	1:25.600	49.158	132.0	20:26.477

46 Geert BOELS — BEL — FORD Escort Mk1 RS 2000

Lap	Time	Sector 1	Sector 2	Sector 3	Kph	Elapsed
1	3:37.849	1:08.338	1:35.738	53.773	113.7	3:37.849

ROADBOOK MOTOR CLASSIC

www.spasixhours.com
contact@roadbook.net

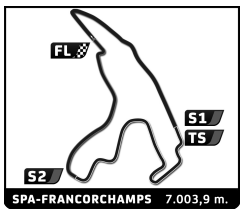

2-FAST SEVENTIES BENELUX

SUPER SPA

Qualifying

Sector Analysis

__ Invalidated Lap Personal Best Session Best **B** Crossing the pit lane

Lap	Time	Sector 1	Sector 2	Sector 3	Kph	Elapsed	Lap	Time	Sector 1	Sector 2	Sector 3	Kph	Elapsed
2	4:02.763	1:04.203	1:51.158	1:07.402	103.9	7:40.612							
3	6:20.465 **B**	4:01.147	1:28.690	50.628	66.3	14:01.077							
4	3:06.982	54.780	1:24.400	47.802	134.8	17:08.059							
5	3:03.325	53.741	1:22.498	47.086	137.5	20:11.384							
6	3:04.331	53.580	1:22.544	48.207	136.8	23:15.715							

59 **Hans DE GRAAF** NLD

PORSCHE RSR

Lap	Time	Sector 1	Sector 2	Sector 3	Kph	Elapsed
1	3:10.275	48.435	1:31.294	50.546	130.2	3:10.275
2	3:50.136	50.827	1:43.756	1:15.553	109.6	7:00.411
3	6:31.429 **B**	4:19.636	1:25.833	45.960	64.4	13:31.840
4	2:50.172	49.381	1:17.323	43.468	148.2	16:22.012
5	2:48.642	48.910	1:16.216	43.516	149.5	19:10.654
6	2:52.097	48.794	1:16.807	46.496	146.5	22:02.751
7	3:43.761	48.814	1:44.408	1:10.539	112.7	25:46.512

77 **Stephane RION** NLD

ALPHA ROMEO GTV 6

Lap	Time	Sector 1	Sector 2	Sector 3	Kph	Elapsed
1	3:51.234	1:14.416	1:42.470	54.348	107.1	3:51.234
2	4:54.931	1:18.747	2:11.867	1:24.317	85.5	8:46.165
3	5:38.726	3:10.652	1:35.453	52.621	74.4	14:24.891
4	3:07.903	53.093	1:25.994	48.816	134.2	17:32.794
5	3:06.184	52.978	1:24.876	48.330	135.4	20:38.978
6	3:17.217	52.866	1:26.656	57.695	127.8	23:56.195

ROADBOOK MOTOR CLASSIC

www.spasixhours.com
contact@roadbook.net

SUPER SPA

FAST SEVENTIES
1966 - 1981 Dutch Racing Championship

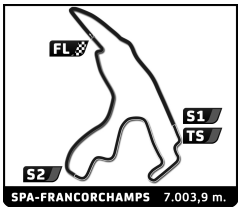

SUPER SPA
2-FAST SEVENTIES BENELUX
Qualifying
Weather Report

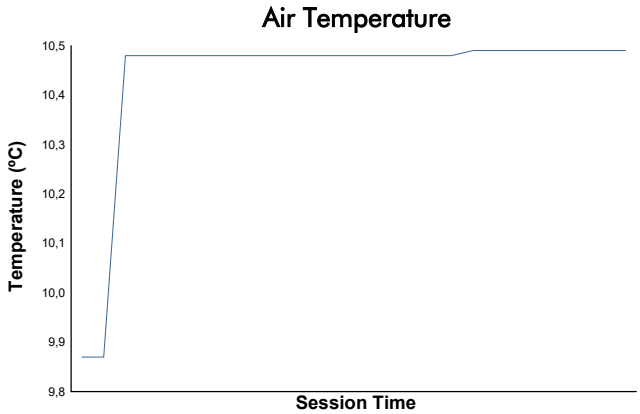

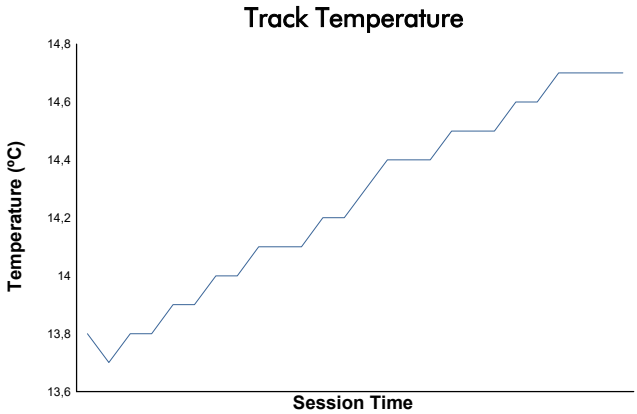

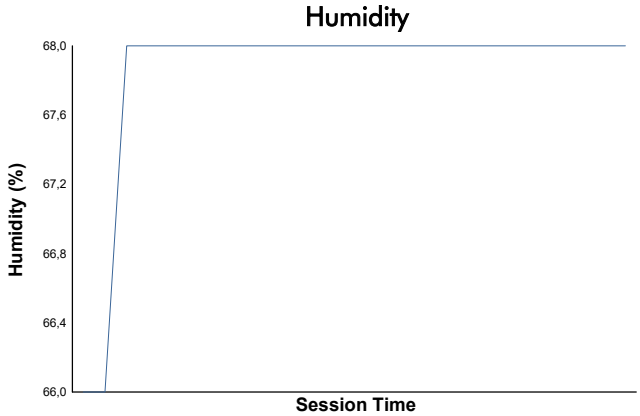

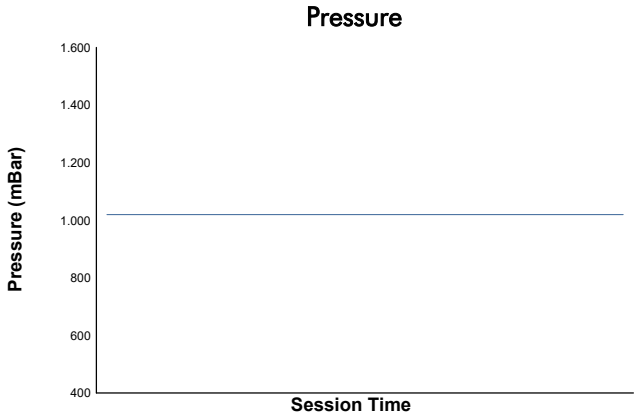

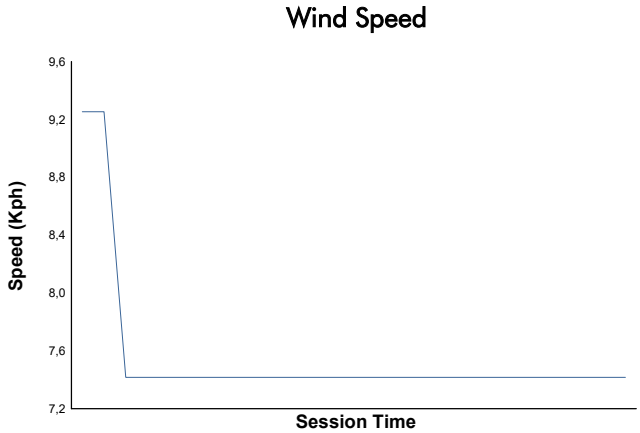



Track Status: **DRY**

ROADBOOK
MOTOR CLASSIC

www.spasixhours.com
contact@roadbook.net

SUPER SPA

FAST SEVENTIES

1966 - 1981 Dutch Racing Championship

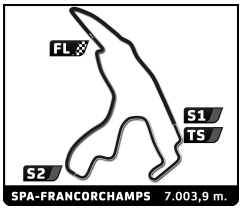

2-FAST SEVENTIES BENELUX

SUPER SPA

Race 1 (25 Minutes)

Final Starting Grid

3:35.860 Klaas SPAN	41	- 8 -	23	Jean-Marc BREUGNOT	
3:16.547 Carst SPAN	37	- 7 -	40	Stefan JACOBS	3:21.769
3:07.091 Onno VLAANDEREN	4	- 6 -	43	Stefan KREMER	3:11.031
3:06.184 Stephane RION	77	- 5 -	11	Timo SPAN	3:07.018
3:01.294 Freddy VAN SPRUNDEL	18	- 4 -	46	Geert BOELS	3:03.325
2:57.831 Gerd RIJPER	33	- 3 -	20	Marnix DIERICK	2:59.487
2:57.002 Jan-Willem OOSTERHAGEN	1	- 2 -	6	Marcel FRIJLINK	2:57.420
2:48.642 Hans DE GRAAF	59	- 1 -	10	Lex PROPER	2:56.109

Pole

Published at: .....

Stewards:			Timekeeper:
Jan DHONDT	Guy DAUBRIE	Peter GEENS	Mario ESTÉBANEZ

ROADBOOK MOTOR CLASSIC

www.spasixhours.com
contact@roadbook.net

SUPER SPA

FAST SEVENTIES

1966 - 1981 Dutch Racing Championship

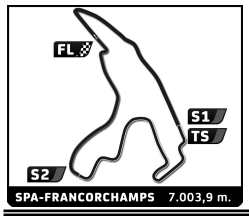

2-FAST SEVENTIES BENELUX

SUPER SPA

Race 1 (25 Minutes)

Final Classification

	No	Driver	Nat	Team	Car	Cl.	Laps	Total Time	Gap	Kph	Best Lap Lap	Best Lap Time	Best Lap Kph
1	6	Marcel FRIJLINK	NLD		FORD Escort RS Mk1	Cl. 9	8	**26:05.412**	-	128.6	4	**3:12.674**	130.9
2	59	Hans DE GRAAF	NLD		PORSCHE RSR	Cl. 10	8	**26:56.519**	+51.107	124.5	7	**3:17.140**	127.9
3	46	Geert BOELS	BEL		FORD Escort Mk1 RS 2000	Cl. 9	8	**27:22.215**	+1:16.803	122.6	7	**3:18.512**	127.0
4	20	Marnix DIERICK	BEL		FORD Escort Mk2	Cl. 14	8	**27:25.156**	+1:19.744	122.3	6	**3:20.558**	125.7
5	1	Jan-Willem OOSTERHAGEN	NLD		FORD Escort RS 2000 Mk1	Cl. 9	8	**27:29.242**	+1:23.830	122.0	3	**3:19.010**	126.7
6	33	Gerd RIJPER	NLD		PORSCHE RSR	Cl. 10	8	**28:23.654**	+2:18.242	118.1	8	**3:24.914**	123.0
7	18	Freddy VAN SPRUNDEL	BEL		FORD Escort MK1	Cl. 9	8	**28:36.334**	+2:30.922	117.3	6	**3:28.307**	121.0
8	77	Stephane RION	NLD		ALPHA ROMEO GTV 6	Cl. 14	8	**28:36.633**	+2:31.221	117.2	6	**3:28.588**	120.9
9	10	Lex PROPER	NLD		PORSCHE Iroc	Cl. 10	8	**29:34.545**	+3:29.133	113.4	8	**3:36.491**	116.5
10	4	Onno VLAANDEREN	NLD		DAVRIAN Mk 5	Cl. 7	7	**26:15.794**	1 Lap	111.7	7	**3:39.583**	114.8
11	43	Stefan KREMER	DEU		LOTUS Europa S2	Cl. 3	7	**26:29.989**	1 Lap	110.7	6	**3:40.165**	114.5
12	37	Carst SPAN	NLD		MINI Cooper S Mk2	Cl. 7	7	**27:01.002**	1 Lap	108.6	7	**3:43.381**	112.9
13	41	Klaas SPAN	NLD		MINI Cooper S Mk1	Cl. 2	7	**29:45.490**	1 Lap	98.6	7	**4:07.879**	101.7
14	11	Timo SPAN	NLD		BMW 2002	Cl. 9	3	**11:07.136**	5 Laps	112.7	3	**3:35.507**	117.0
15	40	Stefan JACOBS	LUX		FORD GT40	Cl. 5	2	**8:23.681**	6 Laps	99.2	2	**4:11.292**	100.3
		Not Started											
	23	Jean-Marc BREUGNOT	FRA		ALPINE A 110	Cl. 9							

Pole Position:		Hans DE GRAAF	**2:48.642**	149.5 Kph
Fastest Lap:	Lap4	Marcel FRIJLINK	**3:12.674**	130.9 Kph

Published at: .....

Track Status: **WET**

Stewards:			**Timekeeper:**
Jan DHONDT	Guy DAUBRIE	Peter GEENS	Mario ESTÉBANEZ

ROADBOOK MOTOR CLASSIC

www.spasixhours.com
contact@roadbook.net

SUPER SPA

FAST SEVENTIES

1966 - 1981 Dutch Racing Championship

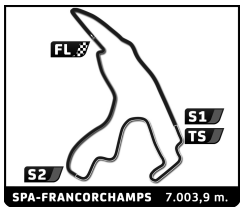

2-FAST SEVENTIES BENELUX

SUPER SPA

Race 1 (25 Minutes)

Final Classification by Class

	No	Driver	Nat	Team	Car	Laps	Total Time	Gap	Kph	Best Lap Lap	Best Lap Time	Best Lap Kph
Cl. 2												
1	41	**Klaas SPAN**	NLD		MINI Cooper S Mk1	7	**29:45.490**		98.6	7	**4:07.879**	101.7
Cl. 5												
1	40	**Stefan JACOBS**	LUX		FORD GT40	2	**8:23.681**		99.2	2	**4:11.292**	100.3
Cl. 7												
1	4	**Onno VLAANDEREN**	NLD		DAVRIAN Mk 5	7	**26:15.794**		111.7	7	**3:39.583**	114.8
2	37	**Carst SPAN**	NLD		MINI Cooper S Mk2	7	**27:01.002**	+45.208	108.6	7	**3:43.381**	112.9
Cl. 10												
1	59	**Hans DE GRAAF**	NLD		PORSCHE RSR	8	**26:56.519**		124.5	7	**3:17.140**	127.9
2	33	**Gerd RIJPER**	NLD		PORSCHE RSR	8	**28:23.654**	+1'27.135	118.1	8	**3:24.914**	123.0
3	10	**Lex PROPER**	NLD		PORSCHE Iroc	8	**29:34.545**	+2'38.026	113.4	8	**3:36.491**	116.5
Cl. 9												
1	6	**Marcel FRIJLINK**	NLD		FORD Escort RS Mk1	8	**26:05.412**		128.6	4	**3:12.674**	130.9
2	46	**Geert BOELS**	BEL		FORD Escort Mk1 RS 2000	8	**27:22.215**	+1'16.803	122.6	7	**3:18.512**	127.0
3	1	**Jan-Willem OOSTERHAGEN**	NLD		FORD Escort RS 2000 Mk1	8	**27:29.242**	+1'23.830	122.0	3	**3:19.010**	126.7
4	18	**Freddy VAN SPRUNDEL**	BEL		FORD Escort MK1	8	**28:36.334**	+2'30.922	117.3	6	**3:28.307**	121.0
5	11	**Timo SPAN**	NLD		BMW 2002	3	**11:07.136**	5 Laps	112.7	3	**3:35.507**	117.0
Not Started												
	23	**Jean-Marc BREUGNOT**	FRA		ALPINE A 110			8 Laps				
Cl. 3												
1	43	**Stefan KREMER**	DEU		LOTUS Europa S2	7	**26:29.989**		110.7	6	**3:40.165**	114.5
Cl. 14												
1	20	**Marnix DIERICK**	BEL		FORD Escort Mk2	8	**27:25.156**		122.3	6	**3:20.558**	125.7
2	77	**Stephane RION**	NLD		ALPHA ROMEO GTV 6	8	**28:36.633**	+1'11.477	117.2	6	**3:28.588**	120.9

Track Status: **WET**

Published at: .....

Stewards:
Jan DHONDT Guy DAUBRIE Peter GEENS

Timekeeper:
Mario ESTÉBANEZ

ROADBOOK MOTOR CLASSIC
www.spasixhours.com
contact@roadbook.net

SUPER SPA

FAST SEVENTIES
1966 - 1981 Dutch Racing Championship

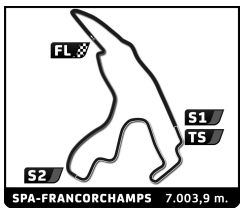

2-FAST SEVENTIES BENELUX

SUPER SPA

Race 1

Lap Chart

No	Pos	Grid	Lap 1	2	3	4	5	6	7	8
59	1	59	59	6	6	6	6	6	6	6
10	2	10	6	59	59	59	59	59	59	59
1	3	1	1	1	1	1	1	1	1	46
6	4	6	46	46	46	46	46	46	46	20
33	5	33	18	20	20	20	20	20	20	1
20	6	20	20	18	18	33	33	33	33	33
18	7	18	33	33	33	18	18	18	18	18
46	8	46	11	77	77	77	77	77	77	77
77	9	77	10	10	11	10	10	10	10	10
11	10	11	77	11	10	4	4	4	4	
4	11	4	4	4	4	43	43	43	43	
43	12	43	37	37	43	37	37	37	37	
37	13	37	43	43	37	41	41	41	41	
40	14	40	40	40	41					
41	15	41	41	41						
23	16	23								

ROADBOOK
MOTOR CLASSIC
www.spasixhours.com
contact@roadbook.net

SUPER SPA

FAST SEVENTIES
1966 - 1981 Dutch Racing Championship

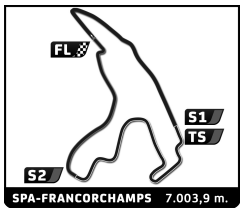

2-FAST SEVENTIES BENELUX
SUPER SPA
Race 1

Best Sector Times

	Sector 1			Sector 2			Sector 3								
Pos	No	Driver	Time	No	Driver	Time	No	Driver	Time	Pos	No	Driver	Ideal Lap	Best Lap	
1	6	M.FRIJLINK	53.642	6	M.FRIJLINK	1:27.787	59	H.DE GRAAF	49.552	1	6	M.FRIJLINK	3:11.369	3:12.674	(1)
2	59	H.DE GRAAF	55.147	46	G.BOELS	1:29.242	6	M.FRIJLINK	49.940	2	59	H.DE GRAAF	3:16.748	3:17.140	(2)
3	46	G.BOELS	56.409	1	J.OOSTERHAGEN	1:31.223	1	J.OOSTERHAGEN	51.052	3	46	G.BOELS	3:17.286	3:18.512	(3)
4	18	F.VAN SPRUNDEL	56.724	20	M.DIERICK	1:31.240	20	M.DIERICK	51.395	4	1	J.OOSTERHAGEN	3:19.006	3:19.010	(4)
5	1	J.OOSTERHAGEN	56.731	59	H.DE GRAAF	1:32.049	46	G.BOELS	51.635	5	20	M.DIERICK	3:19.936	3:20.558	(5)
6	33	G.RIJPER	56.755	33	G.RIJPER	1:35.157	33	G.RIJPER	52.711	6	33	G.RIJPER	3:24.623	3:24.914	(6)
7	20	M.DIERICK	57.301	18	F.VAN SPRUNDEL	1:37.122	77	S.RION	53.337	7	18	F.VAN SPRUNDEL	3:27.647	3:28.307	(7)
8	77	S.RION	57.343	77	S.RION	1:37.216	18	F.VAN SPRUNDEL	53.801	8	77	S.RION	3:27.896	3:28.588	(8)
9	10	L.PROPER	58.369	11	T.SPAN	1:39.011	11	T.SPAN	55.202	9	11	T.SPAN	3:34.447	3:35.507	(9)
10	11	T.SPAN	1:00.234	4	O.VLAANDEREN	1:40.410	4	O.VLAANDEREN	56.161	10	10	L.PROPER	3:36.491	3:36.491	(10)
11	43	S.KREMER	1:01.376	43	S.KREMER	1:41.232	37	C.SPAN	56.412	11	4	O.VLAANDEREN	3:38.971	3:39.583	(11)
12	4	O.VLAANDEREN	1:02.400	10	L.PROPER	1:41.384	10	L.PROPER	56.738	12	43	S.KREMER	3:40.064	3:40.165	(12)
13	37	C.SPAN	1:02.577	37	C.SPAN	1:44.392	43	S.KREMER	57.456	13	37	C.SPAN	3:43.381	3:43.381	(13)
14	40	S.JACOBS	1:07.545	41	K.SPAN	1:53.383	40	S.JACOBS	1:04.741	14	41	K.SPAN	4:05.882	4:07.879	(14)
15	41	K.SPAN	1:07.698	40	S.JACOBS	1:53.768	41	K.SPAN	1:04.801	15	40	S.JACOBS	4:06.054	4:11.292	(15)

ROADBOOK
MOTOR CLASSIC
www.spasixhours.com
contact@roadbook.net

FAST SEVENTIES
1966 - 1981 Dutch Racing Championship

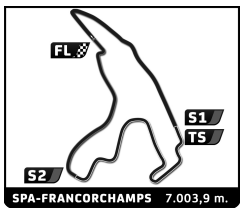

2-FAST SEVENTIES BENELUX

SUPER SPA

Race 1

Fastest Lap Sequence

Elapsed	No	Driver	Team	Car	Class	Time	Kph	Lap
6:39.500	6	Marcel FRIJLINK		FORD Escort RS Mk1	Cl. 9	**3:14.938**	129.3	2
9:53.156	6	Marcel FRIJLINK		FORD Escort RS Mk1	Cl. 9	**3:13.656**	130.2	3
13:05.830	6	Marcel FRIJLINK		FORD Escort RS Mk1	Cl. 9	**3:12.674**	130.9	4

ROADBOOK
MOTOR CLASSIC
www.spasixhours.com
contact@roadbook.net

SUPER SPA

FAST SEVENTIES

1966 - 1981 Dutch Racing Championship

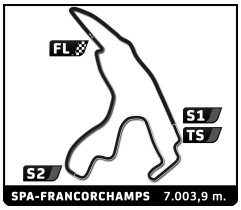

2-FAST SEVENTIES BENELUX

SUPER SPA

Race 1

Analysis by lap

Lapped

Lap 1

No	Lap Time	Gap
59	3:24.301	0.000
6	3:24.562	0.261
1	3:25.452	1.151
46	3:38.117	13.816
18	3:40.245	15.944
20	3:42.270	17.969
33	3:43.667	19.366
11	3:46.599	22.298
10	3:48.864	24.563
77	3:49.744	25.443
4	3:52.260	27.959
37	3:56.218	31.917
43	3:58.035	33.734
40	4:12.389	48.088
41	4:23.576	59.275

Lap 2

No	Lap Time	Gap
6	3:14.938	
59	3:20.654	5.455
1	3:20.963	6.915
46	3:27.930	26.547
20	3:26.801	29.571
18	3:31.683	32.428
33	3:34.205	38.372
77	3:36.938	47.182
10	3:41.156	50.520
11	3:45.030	52.129
4	3:43.617	56.377
37	3:48.835	1:05.553
43	3:47.799	1:06.334
40	4:11.292	1:44.181
41	4:15.187	1:59.263

Lap 3

No	Lap Time	Gap
6	3:13.656	
59	3:19.588	11.387
1	3:19.010	12.269
46	3:25.038	37.929
20	3:23.591	39.506
18	3:31.857	50.629
33	3:28.283	52.999
77	3:33.042	1:06.568
11	3:35.507	1:13.980
10	3:41.544	1:18.408
4	3:42.398	1:25.119
43	3:42.678	1:35.356
37	3:48.905	1:40.802
41	4:10.510	2:56.117

Lap 4

No	Lap Time	Gap
6	3:12.674	
59	3:20.095	18.808
1	3:23.065	22.660
46	3:22.276	47.531
20	3:22.845	49.677
33	3:36.812	1:17.137
18	3:47.170	1:25.125
77	3:32.747	1:26.641
10	3:44.115	1:49.849
4	3:44.968	1:57.413
43	3:44.170	2:06.852
37	3:51.563	2:19.691

Lap 5

No	Lap Time	Gap
6	3:17.196	
59	3:36.806	38.418
1	3:39.220	44.684
41	4:23.705	1 Lap
46	3:27.156	57.491
20	3:26.747	59.228
33	3:43.915	1:43.856
18	3:37.748	1:45.677
77	3:37.112	1:46.557
10	3:46.754	2:19.407
4	3:50.867	2:31.084
43	3:51.999	2:41.655
37	4:03.991	3:06.486

Lap 6

No	Lap Time	Gap
6	3:14.594	
59	3:19.342	43.166
1	3:25.133	55.223
46	3:20.782	1:03.679
20	3:20.558	1:05.192
41	4:10.431	1 Lap
33	3:25.313	1:54.575
18	3:28.307	1:59.390
77	3:28.588	2:00.551
10	3:38.135	2:42.948
4	3:42.101	2:58.591
43	3:40.165	3:07.226

Lap 7

No	Lap Time	Gap
6	3:13.850	
37	3:48.109	1 Lap
59	3:17.140	46.456
1	3:26.452	1:07.825
46	3:18.512	1:08.341
20	3:20.833	1:12.175
33	3:26.545	2:07.270
18	3:28.429	2:13.969
77	3:28.984	2:15.685
41	4:14.202	1 Lap
10	3:37.486	3:06.584

Lap 8

No	Lap Time	Gap
6	3:13.942	
4	3:39.583	1 Lap
43	3:45.143	1 Lap
59	3:18.593	51.107
37	3:43.381	1 Lap
46	3:22.404	1:16.803
20	3:21.511	1:19.744
1	3:29.947	1:23.830
33	3:24.914	2:18.242
18	3:30.895	2:30.922
77	3:29.478	2:31.221
10	3:36.491	3:29.133
41	4:07.879	1 Lap

ROADBOOK MOTOR CLASSIC

www.spasixhours.com
contact@roadbook.net

SUPER SPA

FAST SEVENTIES

1966 - 1981 Dutch Racing Championship

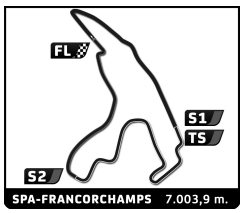

2-FAST SEVENTIES BENELUX

SUPER SPA

Race 1

Sector Analysis

__ Invalidated Lap | Personal Best | Session Best | B Crossing the pit lane

1 Jan-Willem OOSTERHAGEN — NLD — FORD Escort RS 2000 Mk1

Lap	Time	Sector 1	Sector 2	Sector 3	Kph	Elapsed
1	3:25.452	59.983	1:32.719	52.750	120.6	3:25.452
2	3:20.963	57.074	1:31.879	52.010	125.5	6:46.415
3	3:19.010	56.731	1:31.227	51.052	126.7	10:05.425
4	3:23.065	57.847	1:31.223	53.995	124.2	13:28.490
5	3:39.220	1:03.210	1:39.360	56.650	115.0	17:07.710
6	3:25.133	1:00.624	1:31.970	52.539	122.9	20:32.843
7	3:26.452	1:00.610	1:32.768	53.074	122.1	23:59.295
8	3:29.947	1:00.905	1:34.217	54.825	120.1	27:29.242

4 Onno VLAANDEREN — NLD — DAVRIAN Mk 5

Lap	Time	Sector 1	Sector 2	Sector 3	Kph	Elapsed
1	3:52.260	1:09.673	1:43.682	58.905	106.7	3:52.260
2	3:43.617	1:03.358	1:42.732	57.527	112.8	7:35.877
3	3:42.398	1:03.117	1:41.624	57.657	113.4	11:18.275
4	3:44.968	1:04.140	1:42.875	57.953	112.1	15:03.243
5	3:50.867	1:08.338	1:44.940	57.589	109.2	18:54.110
6	3:42.101	1:02.400	1:42.598	57.103	113.5	22:36.211
7	3:39.583	1:03.012	1:40.410	56.161	114.8	26:15.794

6 Marcel FRIJLINK — NLD — FORD Escort RS Mk1

Lap	Time	Sector 1	Sector 2	Sector 3	Kph	Elapsed
1	3:24.562	1:01.210	1:31.841	51.511	121.1	3:24.562
2	3:14.938	54.581	1:29.223	51.134	129.3	6:39.500
3	3:13.656	53.650	1:29.255	50.751	130.2	9:53.156
4	3:12.674	53.642	1:29.092	49.940	130.9	13:05.830
5	3:17.196	54.191	1:28.775	54.230	127.9	16:23.026
6	3:14.594	55.023	1:29.165	50.406	129.6	19:37.620
7	3:13.850	54.781	1:28.511	50.558	130.1	22:51.470
8	3:13.942	54.616	1:27.787	51.539	130.0	26:05.412

10 Lex PROPER — NLD — PORSCHE Iroc

Lap	Time	Sector 1	Sector 2	Sector 3	Kph	Elapsed
1	3:48.864	1:03.128	1:45.938	59.798	108.3	3:48.864
2	3:41.156	1:01.727	1:42.599	56.830	114.0	7:30.020
3	3:41.544	59.597	1:43.822	58.125	113.8	11:11.564
4	3:44.115	1:03.838	1:42.658	57.619	112.5	14:55.679
5	3:46.754	1:04.482	1:45.242	57.030	111.2	18:42.433
6	3:38.135	59.283	1:41.966	56.886	115.6	22:20.568
7	3:37.486	58.469	1:42.106	56.911	115.9	25:58.054
8	3:36.491	58.369	1:41.384	56.738	116.5	29:34.545

11 Timo SPAN — NLD — BMW 2002

Lap	Time	Sector 1	Sector 2	Sector 3	Kph	Elapsed
1	3:46.599	1:07.339	1:42.380	56.880	109.3	3:46.599
2	3:45.030	1:01.740	1:46.283	57.007	112.0	7:31.629
3	3:35.507	1:00.234	1:40.071	55.202	117.0	11:07.136

18 Freddy VAN SPRUNDEL — BEL — FORD Escort MK1

Lap	Time	Sector 1	Sector 2	Sector 3	Kph	Elapsed
1	3:40.245	1:03.755	1:41.013	55.477	112.5	3:40.245
2	3:31.683	58.339	1:38.517	54.827	119.1	7:11.928
3	3:31.857	58.183	1:39.479	54.195	119.0	10:43.785
4	3:47.170	1:14.148	1:39.221	53.801	111.0	14:30.955
5	3:37.748	58.738	1:44.655	54.355	115.8	18:08.703
6	3:28.307	56.724	1:37.372	54.211	121.0	21:37.010
7	3:28.429	57.205	1:37.122	54.102	121.0	25:05.439
8	3:30.895	57.679	1:38.621	54.595	119.6	28:36.334

20 Marnix DIERICK — BEL — FORD Escort Mk2

Lap	Time	Sector 1	Sector 2	Sector 3	Kph	Elapsed
1	3:42.270	1:05.755	1:39.461	57.054	111.5	3:42.270
2	3:26.801	58.911	1:34.681	53.209	121.9	7:09.071
3	3:23.591	58.532	1:32.927	52.132	123.8	10:32.662
4	3:22.845	57.932	1:33.024	51.889	124.3	13:55.507
5	3:26.747	57.972	1:36.746	52.029	122.0	17:22.254
6	3:20.558	57.856	1:31.240	51.462	125.7	20:42.812
7	3:20.833	57.321	1:31.402	52.110	125.5	24:03.645
8	3:21.511	57.301	1:32.815	51.395	125.1	27:25.156

33 Gerd RIJPER — NLD — PORSCHE RSR

Lap	Time	Sector 1	Sector 2	Sector 3	Kph	Elapsed
1	3:43.667	1:05.665	1:41.625	56.377	110.8	3:43.667
2	3:34.205	59.947	1:37.914	56.344	117.7	7:17.872
3	3:28.283	57.648	1:36.683	53.952	121.1	10:46.155
4	3:36.812	1:04.317	1:38.101	54.394	116.3	14:22.967
5	3:43.915	58.219	1:51.580	54.116	112.6	18:06.882
6	3:25.313	56.755	1:35.268	53.290	122.8	21:32.195
7	3:26.545	57.289	1:35.864	53.392	122.1	24:58.740
8	3:24.914	57.046	1:35.157	52.711	123.0	28:23.654

37 Carst SPAN — NLD — MINI Cooper S Mk2

Lap	Time	Sector 1	Sector 2	Sector 3	Kph	Elapsed
1	3:56.218	1:09.966	1:47.347	58.905	104.9	3:56.218
2	3:48.835	1:03.633	1:46.884	58.318	110.2	7:45.053
3	3:48.905	1:03.946	1:46.459	58.500	110.2	11:33.958
4	3:51.563	1:02.918	1:46.642	1:02.003	108.9	15:25.521
5	4:03.991	1:18.663	1:46.216	59.112	103.3	19:29.512
6	3:48.109	1:02.785	1:47.347	57.977	110.5	23:17.621
7	3:43.381	1:02.577	1:44.392	56.412	112.9	27:01.002

40 Stefan JACOBS — LUX — FORD GT40

Lap	Time	Sector 1	Sector 2	Sector 3	Kph	Elapsed
1	4:12.389	1:13.880	1:53.768	1:04.741	98.2	4:12.389
2	4:11.292	1:07.545	1:57.659	1:06.088	100.3	8:23.681

41 Klaas SPAN — NLD — MINI Cooper S Mk1

Lap	Time	Sector 1	Sector 2	Sector 3	Kph	Elapsed
1	4:23.576	1:19.802	1:56.284	1:07.490	94.0	4:23.576
2	4:15.187	1:09.790	1:57.217	1:08.180	98.8	8:38.763
3	4:10.510	1:09.690	1:54.511	1:06.309	100.7	12:49.273
4	4:23.705	1:12.428	1:58.924	1:12.353	95.6	17:12.978
5	4:10.431	1:12.247	1:53.383	1:04.801	100.7	21:23.409
6	4:14.202	1:10.679	1:57.021	1:06.502	99.2	25:37.611
7	4:07.879	1:07.698	1:54.766	1:05.415	101.7	29:45.490

43 Stefan KREMER — DEU — LOTUS Europa S2

Lap	Time	Sector 1	Sector 2	Sector 3	Kph	Elapsed
1	3:58.035	1:11.693	1:46.095	1:00.247	104.1	3:58.035
2	3:47.799	1:02.882	1:46.105	58.812	110.7	7:45.834

ROADBOOK MOTOR CLASSIC
www.spasixhours.com
contact@roadbook.net

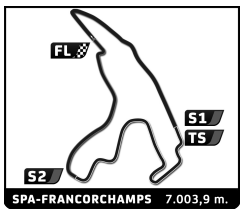

2-FAST SEVENTIES BENELUX

SUPER SPA

Race 1

Sector Analysis

__ Invalidated Lap Personal Best Session Best **B** Crossing the pit lane

Lap	Time	Sector 1	Sector 2	Sector 3	Kph	Elapsed	Lap	Time	Sector 1	Sector 2	Sector 3	Kph	Elapsed
3	3:42.678	1:02.910	1:42.312	57.456	113.2	11:28.512							
4	3:44.170	1:02.544	1:41.480	1:00.146	112.5	15:12.682							
5	3:51.999	1:11.309	1:42.675	58.015	108.7	19:04.681							
6	3:40.165	1:01.376	1:41.232	57.557	114.5	22:44.846							
7	3:45.143	1:01.911	1:41.416	1:01.816	112.0	26:29.989							

46 **Geert BOELS** BEL

FORD Escort Mk1 RS 2000

1	3:38.117	1:04.986	1:39.666	53.465	113.6	3:38.117
2	3:27.930	58.306	1:35.171	54.453	121.3	7:06.047
3	3:25.038	59.548	1:33.043	52.447	123.0	10:31.085
4	3:22.276	57.659	1:32.656	51.961	124.7	13:53.361
5	3:27.156	58.091	1:37.341	51.724	121.7	17:20.517
6	3:20.782	58.751	1:30.396	51.635	125.6	20:41.299
7	3:18.512	56.409	1:29.242	52.861	127.0	23:59.811
8	3:22.404	57.647	1:31.248	53.509	124.6	27:22.215

59 **Hans DE GRAAF** NLD

PORSCHE RSR

1	3:24.301	57.821	1:34.541	51.939	121.3	3:24.301
2	3:20.654	56.397	1:32.975	51.282	125.7	6:44.955
3	3:19.588	55.885	1:33.154	50.549	126.3	10:04.543
4	3:20.095	57.583	1:32.049	50.463	126.0	13:24.638
5	3:36.806	55.378	1:37.760	1:03.668	116.3	17:01.444
6	3:19.342	55.745	1:32.793	50.804	126.5	20:20.786
7	3:17.140	55.419	1:32.169	49.552	127.9	23:37.926
8	3:18.593	55.147	1:33.105	50.341	127.0	26:56.519

77 **Stephane RION** NLD

ALPHA ROMEO GTV 6

1	3:49.744	1:08.254	1:43.069	58.421	107.8	3:49.744
2	3:36.938	59.951	1:41.831	55.156	116.2	7:26.682
3	3:33.042	58.918	1:39.481	54.643	118.4	10:59.724
4	3:32.747	1:00.542	1:38.058	54.147	118.5	14:32.471
5	3:37.112	58.133	1:44.834	54.145	116.1	18:09.583
6	3:28.588	57.343	1:37.216	54.029	120.9	21:38.171
7	3:28.984	57.822	1:37.825	53.337	120.7	25:07.155
8	3:29.478	57.639	1:38.169	53.670	120.4	28:36.633

ROADBOOK MOTOR CLASSIC
www.spasixhours.com
contact@roadbook.net

SUPER SPA

FAST SEVENTIES
1966 - 1981 Dutch Racing Championship

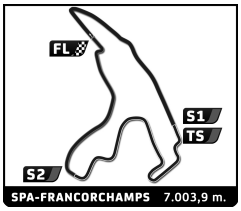

SUPER SPA
2-FAST SEVENTIES BENELUX
Race 1
Weather Report

Air Temperature

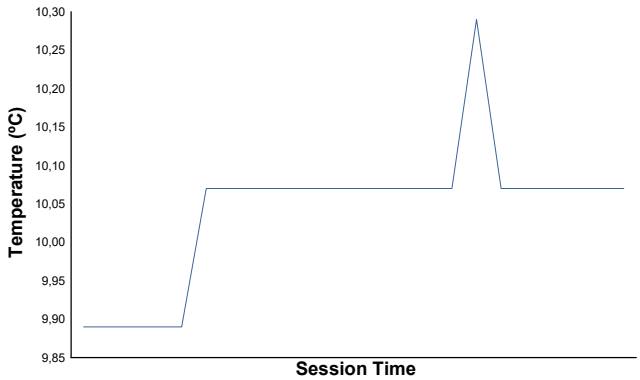

Track Temperature

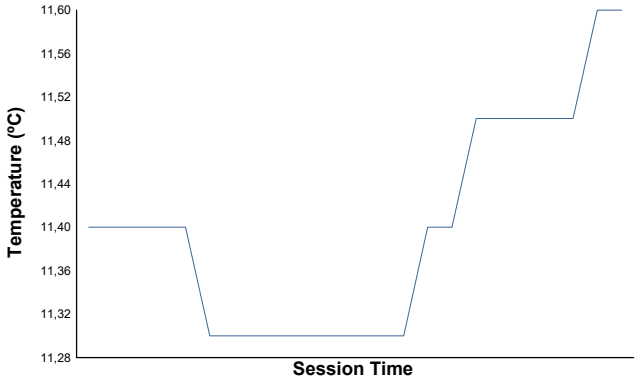

Humidity

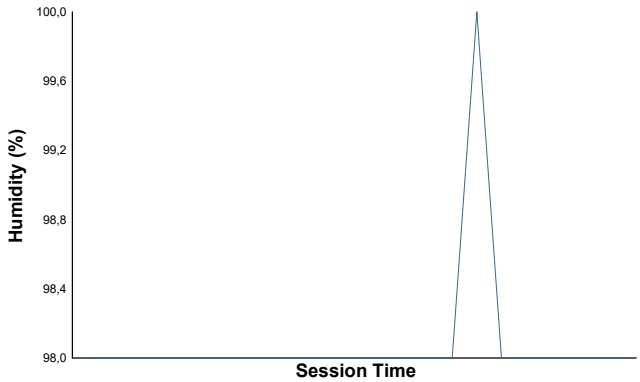

Pressure

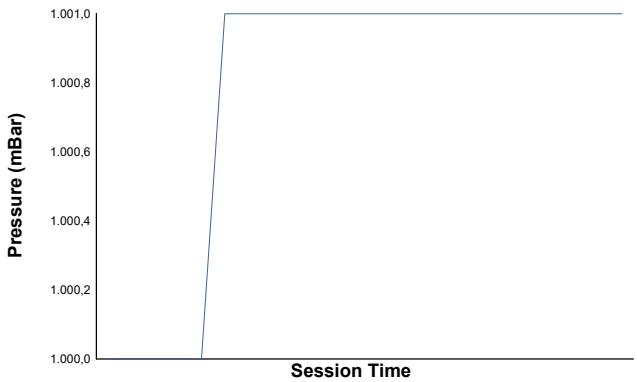

Wind Speed

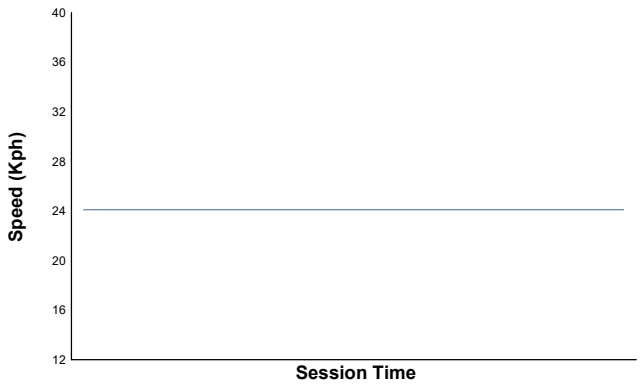

Wind Direction

North=0º/360º East=90º South=180º West=270º

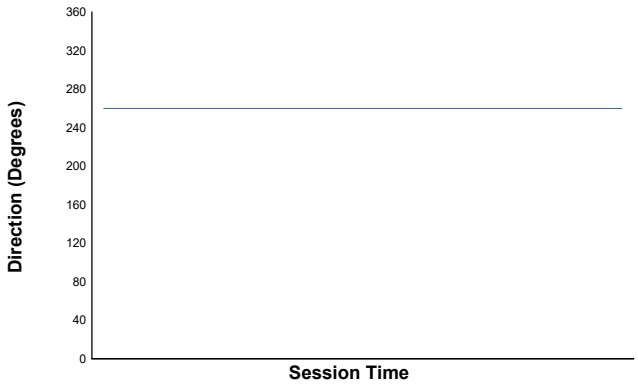

Track Status: **WET**

ROADBOOK MOTOR CLASSIC
www.spasixhours.com
contact@roadbook.net

SUPER SPA

FAST SEVENTIES

1966 - 1981 Dutch Racing Championship

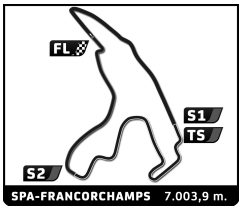

2-FAST SEVENTIES BENELUX

SUPER SPA

Race 2 (25 Minutes)

Final Starting Grid

Stefan JACOBS	40	- 8 -	23	Jean-Marc BREUGNOT
Klaas SPAN	41	- 7 -	11	Timo SPAN
Stefan KREMER	43	- 6 -	37	Carst SPAN
Lex PROPER	10	- 5 -	4	Onno VLAANDEREN
Freddy VAN SPRUNDEL	18	- 4 -	77	Stephane RION
Jan-Willem OOSTERHAGEN	1	- 3 -	33	Gerd RIJPER
Geert BOELS	46	- 2 -	20	Marnix DIERICK
Marcel FRIJLINK	6	- 1 -	59	Hans DE GRAAF

Pole

Published at: .....

Stewards:			Timekeeper:
Jan DHONDT	Guy DAUBRIE	Peter GEENS	Mario ESTÉBANEZ

ROADBOOK MOTOR CLASSIC

www.spasixhours.com
contact@roadbook.net

SUPER SPA

FAST SEVENTIES

1966 - 1981 Dutch Racing Championship

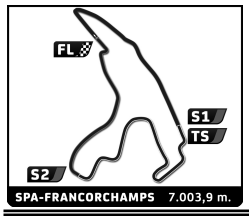

2-FAST SEVENTIES BENELUX

SUPER SPA

Race 2 (25 Minutes)

Final Classification

	No	Driver	Nat	Team	Car	Cl.	Laps	Total Time	Gap	Kph	Best Lap Lap	Best Lap Time	Best Lap Kph
1	6	Marcel FRIJLINK	NLD		FORD Escort RS Mk1	Cl. 9	7	**26:16.718**	-	111.7	2	**3:13.400**	130.4
2	59	Hans DE GRAAF	NLD		PORSCHE RSR	Cl. 10	7	**26:19.702**	+2.984	111.5	7	**3:13.842**	130.1
3	1	Jan-Willem OOSTERHAGEN	NLD		FORD Escort RS 2000 Mk1	Cl. 9	7	**26:25.170**	+8.452	111.1	2	**3:15.499**	129.0
4	46	Geert BOELS	BEL		FORD Escort Mk1 RS 2000	Cl. 9	7	**26:30.378**	+13.660	110.7	7	**3:17.593**	127.6
5	20	Marnix DIERICK	BEL		FORD Escort Mk2	Cl. 14	7	**26:31.794**	+15.076	110.6	6	**3:18.019**	127.3
6	18	Freddy VAN SPRUNDEL	BEL		FORD Escort MK1	Cl. 9	7	**27:04.491**	+47.773	108.4	6	**3:27.170**	121.7
7	77	Stephane RION	NLD		ALPHA ROMEO GTV 6	Cl. 14	7	**27:14.038**	+57.320	107.7	7	**3:31.605**	119.2
8	10	Lex PROPER	NLD		PORSCHE Iroc	Cl. 10	7	**27:16.754**	+1:00.036	107.6	7	**3:31.012**	119.5
9	4	Onno VLAANDEREN	NLD		DAVRIAN Mk 5	Cl. 7	7	**27:36.629**	+1:19.911	106.3	2	**3:36.043**	116.7
10	37	Carst SPAN	NLD		MINI Cooper S Mk2	Cl. 7	7	**27:49.527**	+1:32.809	105.5	7	**3:42.479**	113.3
11	11	Timo SPAN	NLD		BMW 2002	Cl. 9	7	**28:10.907**	+1:54.189	104.1	6	**3:47.818**	110.7
12	43	Stefan KREMER	DEU		LOTUS Europa S2	Cl. 3	7	**28:18.632**	+2:01.914	103.6	2	**3:38.884**	115.2
13	41	Klaas SPAN	NLD		MINI Cooper S Mk1	Cl. 2	7	**29:48.048**	+3:31.330	98.5	6	**3:56.215**	106.7
14	33	Gerd RIJPER	NLD		PORSCHE RSR	Cl. 10	4	**16:10.844**	3 Laps	103.4	2	**3:19.320**	126.5
15	40	Stefan JACOBS	LUX		FORD GT40	Cl. 5	1	**3:52.412**	6 Laps	106.6			

Pole Position:		Marcel FRIJLINK		
Fastest Lap:	Lap2	Marcel FRIJLINK	**3:13.400**	130.4 Kph

Published at: .....

Track Status: **WET**

Stewards:			**Timekeeper:**
Jan DHONDT	Guy DAUBRIE	Peter GEENS	Mario ESTÉBANEZ

ROADBOOK MOTOR CLASSIC

www.spasixhours.com

contact@roadbook.net

SUPER SPA

FAST SEVENTIES

1966 - 1981 Dutch Racing Championship

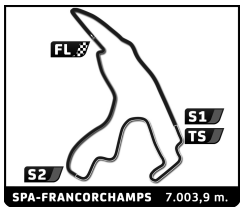

2-FAST SEVENTIES BENELUX

SUPER SPA

Race 2 (25 Minutes)

Final Classification by Class

	No	Driver	Nat	Team	Car	Laps	Total Time	Gap	Kph	Best Lap Lap	Best Lap Time	Best Lap Kph
Cl. 2												
1	41	**Klaas SPAN**	NLD		MINI Cooper S Mk1	7	**29:48.048**		98.5	6	**3:56.215**	106.7
Cl. 5												
1	40	**Stefan JACOBS**	LUX		FORD GT40	1	**3:52.412**		106.6			
Cl. 7												
1	4	**Onno VLAANDEREN**	NLD		DAVRIAN Mk 5	7	**27:36.629**		106.3	2	**3:36.043**	116.7
2	37	**Carst SPAN**	NLD		MINI Cooper S Mk2	7	**27:49.527**	+12.898	105.5	7	**3:42.479**	113.3
Cl. 10												
1	59	**Hans DE GRAAF**	NLD		PORSCHE RSR	7	**26:19.702**		111.5	7	**3:13.842**	130.1
2	10	**Lex PROPER**	NLD		PORSCHE Iroc	7	**27:16.754**	+57.052	107.6	7	**3:31.012**	119.5
3	33	**Gerd RIJPER**	NLD		PORSCHE RSR	4	**16:10.844**	3 Laps	103.4	2	**3:19.320**	126.5
Cl. 9												
1	6	**Marcel FRIJLINK**	NLD		FORD Escort RS Mk1	7	**26:16.718**		111.7	2	**3:13.400**	130.4
2	1	**Jan-Willem OOSTERHAGEN**	NLD		FORD Escort RS 2000 Mk1	7	**26:25.170**	+8.452	111.1	2	**3:15.499**	129.0
3	46	**Geert BOELS**	BEL		FORD Escort Mk1 RS 2000	7	**26:30.378**	+13.660	110.7	7	**3:17.593**	127.6
4	18	**Freddy VAN SPRUNDEL**	BEL		FORD Escort MK1	7	**27:04.491**	+47.773	108.4	6	**3:27.170**	121.7
5	11	**Timo SPAN**	NLD		BMW 2002	7	**28:10.907**	+1'54.189	104.1	6	**3:47.818**	110.7
Cl. 3												
1	43	**Stefan KREMER**	DEU		LOTUS Europa S2	7	**28:18.632**		103.6	2	**3:38.884**	115.2
Cl. 14												
1	20	**Marnix DIERICK**	BEL		FORD Escort Mk2	7	**26:31.794**		110.6	6	**3:18.019**	127.3
2	77	**Stephane RION**	NLD		ALPHA ROMEO GTV 6	7	**27:14.038**	+42.244	107.7	7	**3:31.605**	119.2

Track Status: **WET**

Published at: .....

Stewards:
Jan DHONDT Guy DAUBRIE Peter GEENS

Timekeeper:
Mario ESTÉBANEZ

ROADBOOK MOTOR CLASSIC
www.spasixhours.com
contact@roadbook.net

SUPER SPA

FAST SEVENTIES
1966 - 1981 Dutch Racing Championship

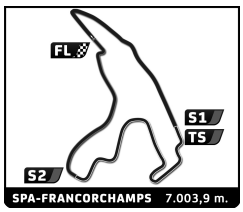

2-FAST SEVENTIES BENELUX

SUPER SPA

Race 2

Lap Chart

No	Pos	Grid	Lap 1	2	3	4	5	6	7
6	1	6	6	6	6	6	6	6	6
59	2	59	59	59	59	59	59	59	59
46	3	46	46	1	1	1	1	1	1
20	4	20	1	46	46	46	46	46	46
1	5	1	20	20	20	20	20	20	20
33	6	33	33	33	33	33	18	18	18
18	7	18	10	18	18	18	77	77	77
77	8	77	77	77	77	77	10	10	10
10	9	10	18	10	10	10	4	4	4
4	10	4	4	4	4	4	37	37	37
43	11	43	43	43	43	43	11	11	11
37	12	37	40	37	37	37	43	43	43
41	13	41	37	11	11	11	41	41	41
11	14	11	11	41	41	41			
40	15	40	41						

ROADBOOK
MOTOR CLASSIC

www.spasixhours.com
contact@roadbook.net

SUPER SPA

FAST SEVENTIES
1966 - 1981 Dutch Racing Championship

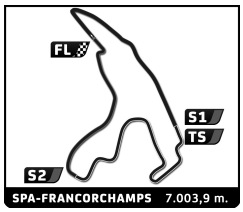

2-FAST SEVENTIES BENELUX
SUPER SPA
Race 2

Best Sector Times

	Sector 1			Sector 2			Sector 3								
Pos	No	Driver	Time	No	Driver	Time	No	Driver	Time	Pos	No	Driver	Ideal Lap	Best Lap	
1	6	M.FRIJLINK	53.059	1	J.OOSTERHAGEN	1:29.164	59	H.DE GRAAF	49.326	1	6	M.FRIJLINK	3:12.398	3:13.400	(1)
2	59	H.DE GRAAF	53.085	6	M.FRIJLINK	1:29.230	1	J.OOSTERHAGEN	50.068	2	59	H.DE GRAAF	3:13.649	3:13.842	(2)
3	33	G.RIJPER	55.181	46	G.BOELS	1:30.354	6	M.FRIJLINK	50.109	3	1	J.OOSTERHAGEN	3:15.156	3:15.499	(3)
4	1	J.OOSTERHAGEN	55.924	20	M.DIERICK	1:30.538	20	M.DIERICK	50.488	4	46	G.BOELS	3:17.209	3:17.593	(4)
5	46	G.BOELS	56.264	59	H.DE GRAAF	1:31.238	46	G.BOELS	50.591	5	20	M.DIERICK	3:17.370	3:18.019	(5)
6	77	S.RION	56.329	33	G.RIJPER	1:32.803	33	G.RIJPER	50.857	6	33	G.RIJPER	3:18.841	3:19.320	(6)
7	20	M.DIERICK	56.344	18	F.VAN SPRUNDEL	1:36.347	18	F.VAN SPRUNDEL	52.133	7	18	F.VAN SPRUNDEL	3:24.938	3:27.170	(7)
8	10	L.PROPER	56.448	4	O.VLAANDEREN	1:37.553	10	L.PROPER	53.247	8	77	S.RION	3:27.866	3:31.605	(9)
9	18	F.VAN SPRUNDEL	56.458	77	S.RION	1:37.886	77	S.RION	53.651	9	10	L.PROPER	3:29.650	3:31.012	(8)
10	40	S.JACOBS	1:00.798	10	L.PROPER	1:39.955	4	O.VLAANDEREN	54.220	10	4	O.VLAANDEREN	3:32.624	3:36.043	(10)
11	4	O.VLAANDEREN	1:00.851	43	S.KREMER	1:40.225	43	S.KREMER	56.311	11	43	S.KREMER	3:37.556	3:38.884	(11)
12	43	S.KREMER	1:01.020	37	C.SPAN	1:43.683	37	C.SPAN	56.562	12	37	C.SPAN	3:41.896	3:42.479	(12)
13	37	C.SPAN	1:01.651	11	T.SPAN	1:45.701	11	T.SPAN	58.054	13	40	S.JACOBS	3:45.918		
14	11	T.SPAN	1:02.691	40	S.JACOBS	1:46.409	40	S.JACOBS	58.711	14	11	T.SPAN	3:46.446	3:47.818	(13)
15	41	K.SPAN	1:04.437	41	K.SPAN	1:49.513	41	K.SPAN	1:02.009	15	41	K.SPAN	3:55.959	3:56.215	(14)

ROADBOOK
MOTOR CLASSIC
www.spasixhours.com
contact@roadbook.net

SUPER SPA

FAST SEVENTIES
1966 - 1981 Dutch Racing Championship

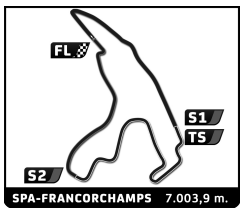

2-FAST SEVENTIES BENELUX

SUPER SPA

Race 2

Fastest Lap Sequence

Elapsed	No	Driver	Team	Car	Class	Time	Kph	Lap
6:29.586	6	Marcel FRIJLINK		FORD Escort RS Mk1	Cl. 9	**3:13.400**	130.4	2

ROADBOOK
MOTOR CLASSIC

www.spasixhours.com
contact@roadbook.net

SUPER SPA

FAST SEVENTIES

1966 - 1981 Dutch Racing Championship

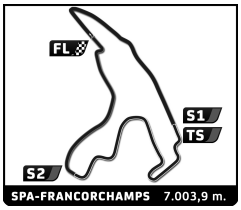

2-FAST SEVENTIES BENELUX

SUPER SPA

Race 2

Analysis by lap

Lapped

Lap 1

No	Lap Time	Gap
6	3:16.186	0.000
59	3:18.030	1.844
46	3:21.405	5.219
1	3:23.573	7.387
20	3:24.237	8.051
33	3:26.895	10.709
10	3:33.906	17.720
77	3:34.351	18.165
18	3:34.845	18.659
4	3:38.555	22.369
43	3:43.426	27.240
40	3:52.412	36.226
37	3:52.777	36.591
11	4:04.974	48.788
41	4:12.313	56.127

Lap 2

No	Lap Time	Gap
6	3:13.400	
59	3:15.616	4.060
1	3:15.499	9.486
46	3:19.442	11.261
20	3:19.166	13.817
33	3:19.320	16.629
18	3:28.414	33.673
77	3:31.649	36.414
10	3:34.739	39.059
4	3:36.043	45.012
43	3:38.884	52.724
37	3:49.601	1:12.792
11	3:53.251	1:28.639
41	4:12.272	1:54.999

Lap 3

No	Lap Time	Gap
6	3:53.327	
59	3:57.326	8.059
1	3:53.462	9.621
46	3:53.246	11.180
20	3:51.404	11.894
33	3:49.868	13.170
18	3:55.581	35.927
77	3:54.174	37.261
10	3:54.965	40.697
4	3:55.291	46.976
43	4:43.135	1:42.532
37	4:25.777	1:45.242
11	4:12.317	1:47.629
41	4:52.206	2:53.878

Lap 4

No	Lap Time	Gap
6	5:39.420	
59	5:33.832	2.471
1	5:34.286	4.487
46	5:34.418	6.178
20	5:34.789	7.263
33	5:34.761	8.511
18	5:19.247	15.754
77	5:20.883	18.724
10	5:18.173	19.450
4	5:12.638	20.194
43	4:21.747	24.859
37	4:20.716	26.538
11	4:20.334	28.543
41	4:38.297	1:52.755

Lap 5

No	Lap Time	Gap
6	3:45.216	
59	3:45.552	2.807
1	3:44.350	3.621
46	3:45.434	6.396
20	3:45.770	7.817
18	3:47.396	17.934
77	3:49.552	23.060
10	3:51.188	25.422
4	3:51.974	26.952
37	3:55.541	36.863
11	3:59.055	42.382
43	4:03.629	43.272
41	3:59.304	2:06.843

Lap 6

No	Lap Time	Gap
6	3:15.101	
59	3:15.504	3.210
1	3:16.756	5.276
46	3:18.840	10.135
20	3:18.019	10.735
18	3:27.170	30.003
77	3:31.824	39.783
10	3:32.771	43.092
4	3:38.047	49.898
37	3:42.636	1:04.398
11	3:47.818	1:15.099
43	3:54.567	1:22.738
41	3:56.215	2:47.957

Lap 7

No	Lap Time	Gap
6	3:14.068	
59	3:13.842	2.984
1	3:17.244	8.452
46	3:17.593	13.660
20	3:18.409	15.076
18	3:31.838	47.773
77	3:31.605	57.320
10	3:31.012	1:00.036
4	3:44.081	1:19.911
37	3:42.479	1:32.809
11	3:53.158	1:54.189
43	3:53.244	2:01.914
41	3:57.441	3:31.330

ROADBOOK MOTOR CLASSIC

www.spasixhours.com
contact@roadbook.net

SUPER SPA

FAST SEVENTIES

1966 - 1981 Dutch Racing Championship

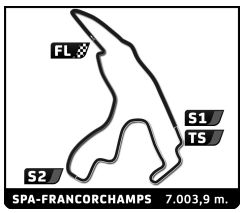

2-FAST SEVENTIES BENELUX

SUPER SPA

Race 2

Sector Analysis

__ Invalidated Lap | Personal Best | Session Best | B Crossing the pit lane

1 Jan-Willem OOSTERHAGEN — NLD — FORD Escort RS 2000 Mk1

Lap	Time	Sector 1	Sector 2	Sector 3	Kph	Elapsed
1	3:23.573	1:00.235	1:33.048	50.290	121.7	3:23.573
2	3:15.499	56.267	1:29.164	50.068	129.0	6:39.072
3	3:53.462	56.839	1:42.871	1:13.752	108.0	10:32.534
4	5:34.286	1:38.912	2:23.151	1:32.223	75.4	16:06.820
5	3:44.350	1:23.542	1:30.397	50.411	112.4	19:51.170
6	3:16.756	55.924	1:30.514	50.318	128.1	23:07.926
7	3:17.244	56.375	1:30.239	50.630	127.8	26:25.170

4 Onno VLAANDEREN — NLD — DAVRIAN Mk 5

Lap	Time	Sector 1	Sector 2	Sector 3	Kph	Elapsed
1	3:38.555	1:05.555	1:37.553	55.447	113.4	3:38.555
2	3:36.043	1:00.854	1:39.535	55.654	116.7	7:14.598
3	3:55.291	1:01.607	1:48.102	1:05.582	107.2	11:09.889
4	5:12.638	1:18.896	2:25.766	1:27.976	80.6	16:22.527
5	3:51.974	1:19.330	1:38.424	54.220	108.7	20:14.501
6	3:38.047	1:00.851	1:41.873	55.323	115.6	23:52.548
7	3:44.081	1:03.580	1:44.287	56.214	112.5	27:36.629

6 Marcel FRIJLINK — NLD — FORD Escort RS Mk1

Lap	Time	Sector 1	Sector 2	Sector 3	Kph	Elapsed
1	3:16.186	55.206	1:30.073	50.907	126.3	3:16.186
2	3:13.400	53.692	1:29.230	50.478	130.4	6:29.586
3	3:53.327	53.059	1:38.447	1:21.821	108.1	10:22.913
4	5:39.420	1:39.874	2:26.164	1:33.382	74.3	16:02.333
5	3:45.216	1:24.945	1:29.524	50.747	112.0	19:47.549
6	3:15.101	53.994	1:30.750	50.357	129.2	23:02.650
7	3:14.068	53.367	1:30.592	50.109	129.9	26:16.718

10 Lex PROPER — NLD — PORSCHE Iroc

Lap	Time	Sector 1	Sector 2	Sector 3	Kph	Elapsed
1	3:33.906	58.717	1:39.955	55.234	115.8	3:33.906
2	3:34.739	56.448	1:41.902	56.389	117.4	7:08.645
3	3:54.965	57.516	1:50.773	1:06.676	107.3	11:03.610
4	5:18.173	1:23.202	2:25.967	1:29.004	79.2	16:21.783
5	3:51.188	1:15.723	1:41.029	54.436	109.1	20:12.971
6	3:32.771	57.193	1:41.162	54.416	118.5	23:45.742
7	3:31.012	57.252	1:40.513	53.247	119.5	27:16.754

11 Timo SPAN — NLD — BMW 2002

Lap	Time	Sector 1	Sector 2	Sector 3	Kph	Elapsed
1	4:04.974	1:09.544	1:52.829	1:02.601	101.1	4:04.974
2	3:53.251	1:04.861	1:48.726	59.664	108.1	7:58.225
3	4:12.317	1:05.798	1:57.064	1:09.455	99.9	12:10.542
4	4:20.334	1:12.066	1:58.625	1:09.643	96.9	16:30.876
5	3:59.055	1:13.741	1:46.806	58.508	105.5	20:29.931
6	3:47.818	1:03.998	1:45.701	58.119	110.7	24:17.749
7	3:53.158	1:02.691	1:52.413	58.054	108.1	28:10.907

18 Freddy VAN SPRUNDEL — BEL — FORD Escort MK1

Lap	Time	Sector 1	Sector 2	Sector 3	Kph	Elapsed
1	3:34.845	1:03.930	1:36.347	54.568	115.3	3:34.845
2	3:28.414	56.458	1:38.587	53.369	121.0	7:03.259
3	3:55.581	57.074	1:51.145	1:07.362	107.0	10:58.840
4	5:19.247	1:25.260	2:25.197	1:28.790	79.0	16:18.087
5	3:47.396	1:17.201	1:38.062	52.133	110.9	20:05.483
6	3:27.170	56.603	1:36.876	53.691	121.7	23:32.653
7	3:31.838	57.655	1:39.087	55.096	119.0	27:04.491

20 Marnix DIERICK — BEL — FORD Escort Mk2

Lap	Time	Sector 1	Sector 2	Sector 3	Kph	Elapsed
1	3:24.237	59.769	1:33.076	51.392	121.3	3:24.237
2	3:19.166	56.344	1:31.667	51.155	126.6	6:43.403
3	3:51.404	56.751	1:40.545	1:14.108	109.0	10:34.807
4	5:34.789	1:38.875	2:23.370	1:32.544	75.3	16:09.596
5	3:45.770	1:24.049	1:31.043	50.678	111.7	19:55.366
6	3:18.019	56.353	1:31.178	50.488	127.3	23:13.385
7	3:18.409	56.758	1:30.538	51.113	127.1	26:31.794

33 Gerd RIJPER — NLD — PORSCHE RSR

Lap	Time	Sector 1	Sector 2	Sector 3	Kph	Elapsed
1	3:26.895	1:00.341	1:35.373	51.181	119.7	3:26.895
2	3:19.320	55.660	1:32.803	50.857	126.5	6:46.215
3	3:49.868	55.181	1:40.577	1:14.110	109.7	10:36.083
4	5:34.761	1:38.581	2:23.961	1:32.219	75.3	16:10.844

37 Carst SPAN — NLD — MINI Cooper S Mk2

Lap	Time	Sector 1	Sector 2	Sector 3	Kph	Elapsed
1	3:52.777	1:08.253	1:45.930	58.594	106.4	3:52.777
2	3:49.601	1:02.807	1:47.681	59.113	109.8	7:42.378
3	4:25.777	1:14.148	2:02.677	1:08.952	94.9	12:08.155
4	4:20.716	1:12.504	1:57.816	1:10.396	96.7	16:28.871
5	3:55.541	1:13.553	1:44.892	57.096	107.0	20:24.412
6	3:42.636	1:02.391	1:43.683	56.562	113.3	24:07.048
7	3:42.479	1:01.651	1:44.032	56.796	113.3	27:49.527

40 Stefan JACOBS — LUX — FORD GT40

Lap	Time	Sector 1	Sector 2	Sector 3	Kph	Elapsed
1	3:52.412	1:07.292	1:46.409	58.711	106.6	3:52.412

41 Klaas SPAN — NLD — MINI Cooper S Mk1

Lap	Time	Sector 1	Sector 2	Sector 3	Kph	Elapsed
1	4:12.313	1:13.308	1:53.060	1:05.945	98.2	4:12.313
2	4:12.272	1:07.358	1:57.757	1:07.157	99.9	8:24.585
3	4:52.206	1:20.721	2:17.046	1:14.439	86.3	13:16.791
4	4:38.297	1:21.469	2:10.506	1:06.322	90.6	17:55.088
5	3:59.304	1:06.330	1:50.853	1:02.121	105.4	21:54.392
6	3:56.215	1:04.693	1:49.513	1:02.009	106.7	25:50.607
7	3:57.441	1:04.437	1:50.207	1:02.797	106.2	29:48.048

43 Stefan KREMER — DEU — LOTUS Europa S2

Lap	Time	Sector 1	Sector 2	Sector 3	Kph	Elapsed
1	3:43.426	1:06.890	1:40.225	56.311	110.9	3:43.426
2	3:38.884	1:01.020	1:41.197	56.667	115.2	7:22.310
3	4:43.135	1:22.465	2:04.179	1:16.491	89.1	12:05.445
4	4:21.747	1:10.138	1:57.857	1:13.752	96.3	16:27.192
5	4:03.629	1:16.668	1:46.165	1:00.796	103.5	20:30.821
6	3:54.567	1:04.795	1:49.089	1:00.683	107.5	24:25.388
7	3:53.244	1:04.135	1:49.544	59.565	108.1	28:18.632

ROADBOOK MOTOR CLASSIC
www.spasixhours.com
contact@roadbook.net

SUPER SPA

FAST SEVENTIES
1966 - 1981 Dutch Racing Championship

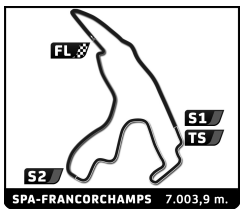

2-FAST SEVENTIES BENELUX

SUPER SPA

Race 2

Sector Analysis

__ Invalidated Lap Personal Best Session Best **B** Crossing the pit lane

46 Geert BOELS — BEL

FORD Escort Mk1 RS 2000

Lap	Time	Sector 1	Sector 2	Sector 3	Kph	Elapsed
1	3:21.405	58.157	1:30.982	52.266	123.0	3:21.405
2	3:19.442	56.533	1:30.636	52.273	126.4	6:40.847
3	3:53.246	56.264	1:42.687	1:14.295	108.1	10:34.093
4	5:34.418	1:38.694	2:23.296	1:32.428	75.4	16:08.511
5	3:45.434	1:23.259	1:30.642	51.533	111.8	19:53.945
6	3:18.840	56.826	1:31.412	50.602	126.8	23:12.785
7	3:17.593	56.648	1:30.354	50.591	127.6	26:30.378

59 Hans DE GRAAF — NLD

PORSCHE RSR

Lap	Time	Sector 1	Sector 2	Sector 3	Kph	Elapsed
1	3:18.030	56.327	1:31.238	50.465	125.1	3:18.030
2	3:15.616	53.085	1:32.644	49.887	128.9	6:33.646
3	3:57.326	54.020	1:47.097	1:16.209	106.2	10:30.972
4	5:33.832	1:37.750	2:21.730	1:34.352	75.5	16:04.804
5	3:45.552	1:24.019	1:31.436	50.097	111.8	19:50.356
6	3:15.504	53.617	1:32.094	49.793	129.0	23:05.860
7	3:13.842	53.098	1:31.418	49.326	130.1	26:19.702

77 Stephane RION — NLD

ALPHA ROMEO GTV 6

Lap	Time	Sector 1	Sector 2	Sector 3	Kph	Elapsed
1	3:34.351	1:01.100	1:37.886	55.365	115.6	3:34.351
2	3:31.649	57.579	1:40.419	53.651	119.1	7:06.000
3	3:54.174	56.329	1:50.998	1:06.847	107.7	11:00.174
4	5:20.883	1:25.430	2:26.107	1:29.346	78.6	16:21.057
5	3:49.552	1:15.434	1:39.611	54.507	109.8	20:10.609
6	3:31.824	58.246	1:38.993	54.585	119.0	23:42.433
7	3:31.605	56.574	1:39.967	55.064	119.2	27:14.038

ROADBOOK MOTOR CLASSIC
www.spasixhours.com
contact@roadbook.net

SUPER SPA

FAST SEVENTIES
1966 - 1981 Dutch Racing Championship

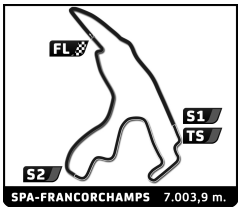

SUPER SPA
2-FAST SEVENTIES BENELUX
Race 2
Weather Report

Air Temperature

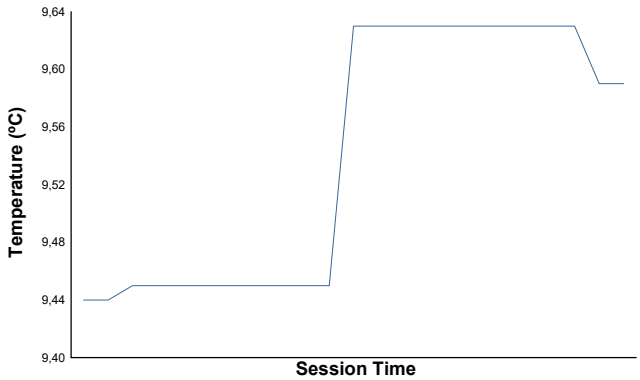

Track Temperature

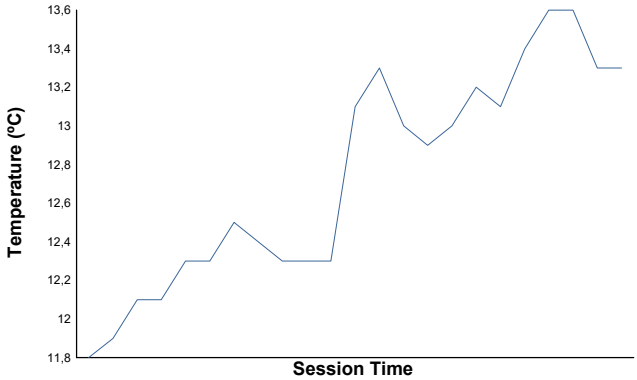

Humidity

Pressure

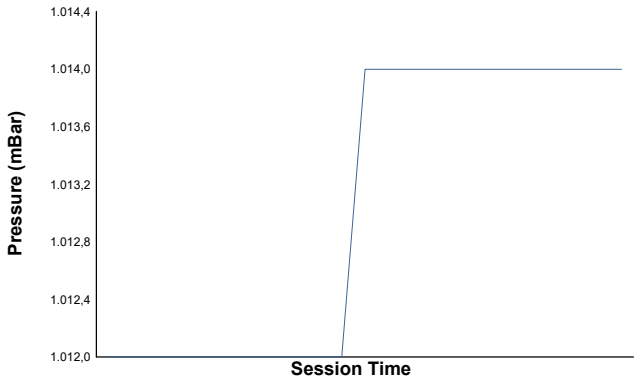

Wind Speed

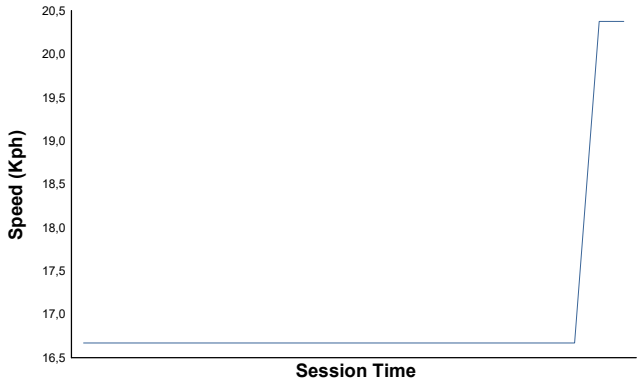

Wind Direction

North=0º/360º East=90º South=180º West=270º

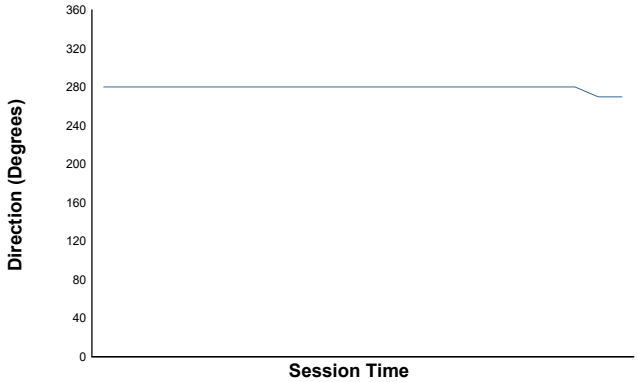

Track Status: **WET**

ROADBOOK
MOTOR CLASSIC

www.spasixhours.com
contact@roadbook.net