SUPER SPA

3-ACNN SERIES 1

Results Booklet

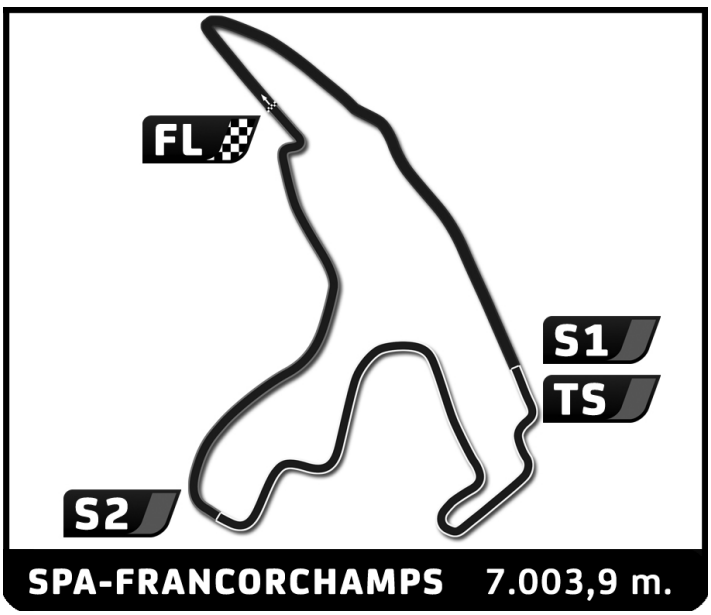

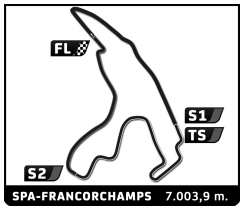

3-ACNN SERIES 1

SUPER SPA

Free Practice

Classification

	No	Drivers	Team	Car	Cl.	Time	Lap	Total	Gap		Kph
1	224	T. WESSELING		BMW M4 GT4	DTC-1	**2:34.983**	6	11	-	-	162.7
2	69	S. KERIC		BMW M2 CS Racing	DTC-1	**2:36.535**	2	5	+1.552	+1.552	161.1
3	82	H. KERIC		BMW M4 GT4	DTC-1	**2:37.120**	10	10	+2.137	+0.585	160.5
4	2	M. HARTJES		DNRT V8	DTC-1	**2:38.395**	9	9	+3.412	+1.275	159.2
5	42	P. TERLOUW		CUPRA TCR	DTC-1	**2:40.082**	9	11	+5.099	+1.687	157.5
6	223	P. LEFEVERE		BMW M240i	DTC-2	**2:42.173**	7	9	+7.190	+2.091	155.5
7	35	J. VERHOEVEN / J. VERHOEVEN / J. VERHOEVEN		BMW M2 CS Racing	DTC-1	**2:43.175**	9	10	+8.192	+1.002	154.5
8	84	P. SMANIOTTO		996 GT3 Cup	DTC-1	**2:44.167**	4	5	+9.184	+0.992	153.6
9	180	D. STEENTJES		BMW M2 CS Racing	DTC-1	**2:45.177**	8	10	+10.194	+1.010	152.6
10	411	M. WIERINGA		ZILHOUETTE 3.0 GTR	DTC-1	**2:47.759**	7	10	+12.776	+2.582	150.3
11	206	J. HOOGEWERFF		VOLVO S60	DTC-1	**2:48.199**	5	6	+13.216	+0.440	149.9
12	498	P. DE JONG / J. HOEKSTRA		ZILHOUETTE 3.0	DTC-1	**2:48.260**	8	10	+13.277	+0.061	149.9
13	269	M. VAN DER VEEN / M. GROOTEN		BMW E92 M3 GTR	DTC-1	**2:49.084**	5	8	+14.101	+0.824	149.1
14	94	M. VAN DER LIP		BMW E36 M3	DTC-1	**2:50.432**	5	6	+15.449	+1.348	147.9
15	92	S. STIKSMA / J. STIKSMA		BMW E90 330i cup	330i	**2:51.141**	9	10	+16.158	+0.709	147.3
16	24	H. VAN NORDEN		BMW E90 330i cup	330i	**2:51.672**	9	9	+16.689	+0.531	146.9
17	88	R. JAGER		BMW E90 330i cup	330i	**2:51.838**	7	9	+16.855	+0.166	146.7
18	49	M. ALDEWERELD		BMW E90 330i cup	330i	**2:52.239**	7	8	+17.256	+0.401	146.4
19	234	M. ARREFFAG / H. ARREFFAG		CUPRA TCR	DTC-1	**2:52.782**	5	7	+17.799	+0.543	145.9
20	38	C. CASPERS / H. LIJZENGA		BMW E90 330i cup	330i	**2:54.232**	8	9	+19.249	+1.450	144.7
21	79	D. VAN DER WEE / J. VAN VEEN		HYUNDAI 130N Performance	DTC-3	**2:55.652**	6	8	+20.669	+1.420	143.5
22	27	M. VAN DAM / B. DE JONG		BMW E90 330i cup	330i	**2:55.942**	5	9	+20.959	+0.290	143.3
23	113	F. ROSENKAMP		BMW E36 328	DTC-3	**2:56.523**	9	10	+21.540	+0.581	142.8
24	96	M. HOVENGA		BMW E90 330i cup	330i	**2:57.195**	8	10	+22.212	+0.672	142.3
25	246	P. VAN NOORDENNE / R. GIELLISE / R. VAN DER LINDE		AUDI TCR RS3	DTC-1	**2:58.931**	3	5	+23.948	+1.736	140.9
26	7	R. VAN SIKKELERUS		WESTFIELD	DTC-2	**3:00.044**	7	8	+25.061	+1.113	140.0
27	488	D. VERHOEK / L. VAN WIJNGAARDEN		BMW E46 M3	DTC-3	**3:00.438**	8	9	+25.455	+0.394	139.7
28	124	H. MAAS		DW-16	DTC-2	**3:00.622**	8	10	+25.639	+0.184	139.6
29	46	D. HUTTEN / L. HUTTEN		BMW E87 123D	DTC-4	**3:02.749**	8	9	+27.766	+2.127	138.0
30	23	R. VAN HIERDEN		BMW E36	DTC-4	**3:04.153**	9	9	+29.170	+1.404	136.9
31	11	A. DAMMINGA / E. WIERINGA		BMW E90 330i cup	330i	**3:06.347**	7	8	+31.364	+2.194	135.3
32	10	A. DAMMINGA / E. WIERINGA		BMW E90 330i cup	330i	**3:12.978**	8	9	+37.995	+6.631	130.7
33	481	L. BLAAK		ZILHOUETTE 3.0 sport	DTC-1						

Fastest Lap:	Lap 6	Thijs WESSELING	**2:34.983**	162.7 Kph

CARS #2, #10, #24, #27, #42, #69, #82, #88, #128, #180, #206, #224, #234, #269, #411 & #488 - SOME LAP TIMES DELETED DUE TO TRACK LIMITS

Published at: .....

Track Status: **DRY**

Race Director:	**Timekeeper:**
Pierre-Louis DELETTRE	Mario ESTÉBANEZ

ROADBOOK MOTOR CLASSIC
www.spasixhours.com
contact@roadbook.net

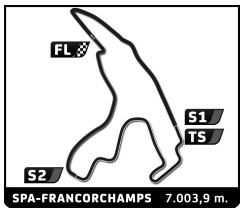

3-ACNN SERIES 1

SUPER SPA

Free Practice

Classification by Class

No	Drivers	Team	Car	Time	Lap	Total	Gap		Kph
330i									
1	92 S. STIKSMA / J. STIKSMA		BMW E90 330i cup	2:51.141	9	10			147.3
2	24 H. VAN NORDEN		BMW E90 330i cup	2:51.672	9	9	+0.531	+0.531	146.9
3	88 R. JAGER		BMW E90 330i cup	2:51.838	7	9	+0.697	+0.166	146.7
4	49 M. ALDEWERELD		BMW E90 330i cup	2:52.239	7	8	+1.098	+0.401	146.4
5	38 C. CASPERS / H. LIJZENGA		BMW E90 330i cup	2:54.232	8	9	+3.091	+1.993	144.7
6	27 M. VAN DAM / B. DE JONG		BMW E90 330i cup	2:55.942	5	9	+4.801	+1.710	143.3
7	96 M. HOVENGA		BMW E90 330i cup	2:57.195	8	10	+6.054	+1.253	142.3
8	11 A. DAMMINGA / E. WIERINGA		BMW E90 330i cup	3:06.347	7	8	+15.206	+9.152	135.3
9	10 A. DAMMINGA / E. WIERINGA		BMW E90 330i cup	3:12.978	8	9	+21.837	+6.631	130.7
DTC-1									
1	224 T. WESSELING		BMW M4 GT4	2:34.983	6	11			162.7
2	69 S. KERIC		BMW M2 CS Racing	2:36.535	2	5	+1.552	+1.552	161.1
3	82 H. KERIC		BMW M4 GT4	2:37.120	10	10	+2.137	+0.585	160.5
4	2 M. HARTJES		DNRT V8	2:38.395	9	9	+3.412	+1.275	159.2
5	42 P. TERLOUW		CUPRA TCR	2:40.082	9	11	+5.099	+1.687	157.5
6	35 J. VERHOEVEN / J. VERHOEVEN / J. VERHOEVEN		BMW M2 CS Racing	2:43.175	9	10	+8.192	+3.093	154.5
7	84 P. SMANIOTTO		996 GT3 Cup	2:44.167	4	5	+9.184	+0.992	153.6
8	180 D. STEENTJES		BMW M2 CS Racing	2:45.177	8	10	+10.194	+1.010	152.6
9	411 M. WIERINGA		ZILHOUETTE 3.0 GTR	2:47.759	7	10	+12.776	+2.582	150.3
10	206 J. HOOGEWERFF		VOLVO S60	2:48.199	5	6	+13.216	+0.440	149.9
11	498 P. DE JONG / J. HOEKSTRA		ZILHOUETTE 3.0	2:48.260	8	10	+13.277	+0.061	149.9
12	269 M. VAN DER VEEN / M. GROOTEN		BMW E92 M3 GTR	2:49.084	5	8	+14.101	+0.824	149.1
13	94 M. VAN DER LIP		BMW E36 M3	2:50.432	5	6	+15.449	+1.348	147.9
14	234 M. ARREFFAG / H. ARREFFAG		CUPRA TCR	2:52.782	5	7	+17.799	+2.350	145.9
15	246 P. VAN NOORDENNE / R. GIELLISE / R. VAN DER LINDE		AUDI TCR RS3	2:58.931	3	5	+23.948	+6.149	140.9
16	481 L. BLAAK		ZILHOUETTE 3.0 sport						
DTC-2									
1	223 P. LEFEVERE		BMW M240i	2:42.173	7	9			155.5
2	7 R. VAN SIKKELERUS		WESTFIELD	3:00.044	7	8	+17.871	+17.871	140.0
3	124 H. MAAS		DW-16	3:00.622	8	10	+18.449	+0.578	139.6
DTC-3									
1	79 D. VAN DER WEE / J. VAN VEEN		HYUNDAI 130N Performance	2:55.652	6	8			143.5
2	113 F. ROSENKAMP		BMW E36 328	2:56.523	9	10	+0.871	+0.871	142.8
3	488 D. VERHOEK / L. VAN WIJNGAARDEN		BMW E46 M3	3:00.438	8	9	+4.786	+3.915	139.7
DTC-4									
1	46 D. HUTTEN / L. HUTTEN		BMW E87 123D	3:02.749	8	9			138.0
2	23 R. VAN HIERDEN		BMW E36	3:04.153	9	9	+1.404	+1.404	136.9

CARS #2, #10, #24, #27, #42, #69, #82, #88, #128, #180, #206, #224, #234, #269, #411 & #488 - SOME LAP TIMES DELETED DUE TO TRACK LIMITS

Published at: .....

Track Status: **DRY**

Race Director:
Pierre-Louis DELETTRE

Timekeeper:
Mario ESTÉBANEZ

ROADBOOK MOTOR CLASSIC
www.spasixhours.com
contact@roadbook.net

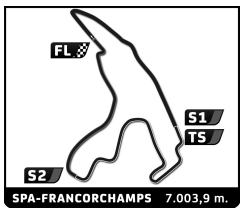

3-ACNN SERIES 1

SUPER SPA

Free Practice

Best Sector Times

	Sector 1		Sector 2		Sector 3							
	No	Driver	Time	No	Driver	Time	No	Driver	Time	No	Team	Class	Ideal Lap	Best Lap	
1	2	M.HARTJES	43.939	224	T.WESSELING	1:10.527	224	T.WESSELING	39.965	1	224	DTC-1	2:34.593	2:34.983	(1)
2	69	S.KERIC	44.014	69	S.KERIC	1:12.205	2	M.HARTJES	40.177	2	69	DTC-1	2:36.535	2:36.535	(2)
3	224	T.WESSELING	44.101	82	H.KERIC	1:12.672	82	H.KERIC	40.277	3	82	DTC-1	2:37.120	2:37.120	(3)
4	82	H.KERIC	44.171	42	P.TERLOUW	1:13.586	69	S.KERIC	40.316	4	2	DTC-1	2:38.388	2:38.395	(4)
5	223	P.LEFEVERE	45.240	2	M.HARTJES	1:14.272	42	P.TERLOUW	40.638	5	42	DTC-1	2:39.854	2:40.082	(5)
6	35	J.VERHOEVEN	45.292	223	P.LEFEVERE	1:14.694	35	J.VERHOEVEN	41.486	6	223	DTC-2	2:41.561	2:42.173	(6)
7	42	P.TERLOUW	45.630	35	J.VERHOEVEN	1:15.055	84	P.SMANIOTTO	41.624	7	35	DTC-1	2:41.833	2:43.175	(7)
8	180	D.STEENTJES	46.211	84	P.SMANIOTTO	1:15.345	223	P.LEFEVERE	41.627	8	84	DTC-1	2:44.167	2:44.167	(8)
9	206	J.HOOGEWERFF	46.910	411	M.WIERINGA	1:15.896	180	D.STEENTJES	41.977	9	180	DTC-1	2:44.671	2:45.177	(9)
10	84	P.SMANIOTTO	47.198	498	P.DE JONG	1:16.072	498	P.DE JONG	43.342	10	269	DTC-1	2:47.128	2:49.084	(13)
11	269	M.VAN DER VEEN	47.253	269	M.VAN DER VEEN	1:16.315	411	M.WIERINGA	43.441	11	411	DTC-1	2:47.478	2:47.759	(10)
12	94	M.VAN DER LIP	48.077	180	D.STEENTJES	1:16.483	206	J.HOOGEWERFF	43.474	12	498	DTC-1	2:47.851	2:48.260	(12)
13	411	M.WIERINGA	48.141	24	H.VAN NORDEN	1:16.759	269	M.VAN DER VEEN	43.560	13	206	DTC-1	2:48.199	2:48.199	(11)
14	234	M.ARREFFAG	48.368	92	S.STIKSMA	1:16.774	94	M.VAN DER LIP	43.635	14	94	DTC-1	2:50.402	2:50.432	(14)
15	498	P.DE JONG	48.437	88	R.JAGER	1:16.837	92	S.STIKSMA	44.223	15	92	330i	2:50.851	2:51.141	(15)
16	246	P.VAN NOORDENNE	49.223	49	M.ALDEWERELD	1:17.477	49	M.ALDEWERELD	44.263	16	234	DTC-1	2:51.644	2:52.782	(19)
17	92	S.STIKSMA	49.854	38	C.CASPERS	1:17.487	234	M.ARREFFAG	44.383	17	24	330i	2:51.672	2:51.672	(16)
18	49	M.ALDEWERELD	50.121	206	J.HOOGEWERFF	1:17.815	88	R.JAGER	44.502	18	88	330i	2:51.838	2:51.838	(17)
19	24	H.VAN NORDEN	50.139	113	F.ROSENKAMP	1:18.576	24	H.VAN NORDEN	44.774	19	49	330i	2:51.861	2:52.239	(18)
20	27	M.VAN DAM	50.275	94	M.VAN DER LIP	1:18.690	79	D.VAN DER WEE	44.885	20	38	330i	2:53.563	2:54.232	(20)
21	79	D.VAN DER WEE	50.280	234	M.ARREFFAG	1:18.893	27	M.VAN DAM	44.956	21	27	330i	2:54.854	2:55.942	(22)
22	488	D.VERHOEK	50.354	96	M.HOVENGA	1:19.583	96	M.HOVENGA	45.268	22	79	DTC-3	2:55.601	2:55.652	(21)
23	88	R.JAGER	50.499	27	M.VAN DAM	1:19.623	246	P.VAN NOORDENNE	45.398	23	113	DTC-3	2:56.462	2:56.523	(23)
24	38	C.CASPERS	50.611	79	D.VAN DER WEE	1:20.436	38	C.CASPERS	45.465	24	96	330i	2:56.673	2:57.195	(24)
25	124	H.MAAS	51.516	7	R.VAN SIKKELERUS	1:20.700	113	F.ROSENKAMP	45.817	25	124	DTC-2	2:58.789	3:00.622	(28)
26	96	M.HOVENGA	51.822	46	D.HUTTEN	1:20.749	7	R.VAN SIKKELERUS	46.150	26	246	DTC-1	2:58.931	2:58.931	(25)
27	113	F.ROSENKAMP	52.069	124	H.MAAS	1:20.985	488	D.VERHOEK	46.242	27	7	DTC-2	2:59.154	3:00.044	(26)
28	7	R.VAN SIKKELERUS	52.304	23	R.VAN HIERDEN	1:21.568	124	H.MAAS	46.288	28	488	DTC-3	3:00.029	3:00.438	(27)
29	46	D.HUTTEN	53.691	488	D.VERHOEK	1:23.433	46	D.HUTTEN	47.085	29	46	DTC-4	3:01.525	3:02.749	(29)
30	11	A.DAMMINGA	53.994	11	A.DAMMINGA	1:23.571	23	R.VAN HIERDEN	47.569	30	23	DTC-4	3:03.304	3:04.153	(30)
31	23	R.VAN HIERDEN	54.167	246	P.VAN NOORDENNE	1:24.310	11	A.DAMMINGA	48.470	31	11	330i	3:06.035	3:06.347	(31)
32	10	A.DAMMINGA	56.267	10	A.DAMMINGA	1:27.314	10	A.DAMMINGA	49.397	32	10	330i	3:12.978	3:12.978	(32)

ROADBOOK MOTOR CLASSIC
www.spasixhours.com
contact@roadbook.net

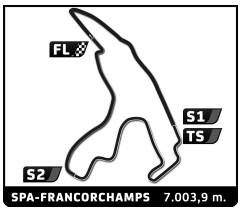

3-ACNN SERIES 1

SUPER SPA

Free Practice

Best Top Speed

Team	Car	Class	Top Speed Driver	Top 1 Kph	Top 1 Lap	Top 2 Kph	Top 2 Lap	Top 3 Kph	Top 3 Lap	Top 4 Kph	Top 4 Lap	Top 5 Kph	Top 5 Lap	Avg
224	BMW M4 GT4	DTC-1	T. WESSELING	246.0	9	245.5	10	244.9	8	244.3	4	243.2	6	244,8
69	BMW M2 CS Racing	DTC-1	S. KERIC	243.8	4	242.7	2	236.8	3	234.3	1	223.1	5	236,1
82	BMW M4 GT4	DTC-1	H. KERIC	243.2	8	242.7	9	241.6	6	241.1	4	240.0	5	241,7
35	BMW M2 CS Racing	DTC-1	J. VERHOEVEN	236.8	7	233.3	6	229.8	9	225.9	2	224.1	8	230,0
180	BMW M2 CS Racing	DTC-1	D. STEENTJES	234.8	9	233.3	10	231.8	6	231.3	7	227.8	8	231,8
223	BMW M240i	DTC-2	P. LEFEVERE	233.3	7	228.3	9	225.5	4	225.5	8	223.6	6	227,2
2	DNRT V8	DTC-1	M. HARTJES	231.3	9	213.4	4	212.6	8	203.8	7	200.7	6	212,4
42	CUPRA TCR	DTC-1	P. TERLOUW	227.4	11	225.5	7	224.1	8	223.1	5	222.2	10	224,5
269	BMW E92 M3 GTR	DTC-1	M. VAN DER VEEN	218.2	5	216.9	8	212.6	7	201.5	6	200.4	4	209,9
79	HYUNDAI 130N Performance	DTC-3	D. VAN DER	217.3	6	213.4	8	212.6	7	205.7	4	194.6	5	208,7
94	BMW E36 M3	DTC-1	M. VAN DER LIP	216.9	5	206.5	4	202.6	6	201.1	3	150.0	2	195,4
234	CUPRA TCR	DTC-1	M. ARREFFAG	211.4	7	208.5	5	205.3	6	180.9	3	166.9	2	194,6
92	BMW E90 330i cup	330i	S. STIKSMA	210.1	4	209.7	9	209.7	7	209.3	8	208.5	10	209,5
24	BMW E90 330i cup	330i	H. VAN NORDEN	208.9	9	205.7	6	204.9	7	204.2	5	202.6	8	205,3
38	BMW E90 330i cup	330i	C. CASPERS	208.9	8	205.7	6	205.7	9	204.9	5	200.7	7	205,2
84	996 GT3 Cup	DTC-1	P. SMANIOTTO	208.9	4	204.9	3	196.7	5	188.8	2	121.3	1	184,1
488	BMW E46 M3	DTC-3	D. VERHOEK	208.1	9	207.3	8	204.9	3	204.5	4	201.5	5	205,3
27	BMW E90 330i cup	330i	M. VAN DAM	207.3	9	206.9	6	205.3	8	204.2	5	202.6	7	205,3
49	BMW E90 330i cup	330i	M.	206.9	7	206.5	8	206.1	6	204.9	4	203.4	5	205,6
88	BMW E90 330i cup	330i	R. JAGER	206.9	7	198.9	4	196.4	3	189.5	5	187.5	6	195,8
411	ZILHOUETTE 3.0 GTR	DTC-1	M. WIERINGA	206.9	5	204.9	8	200.0	7	199.6	9	199.6	6	202,2
498	ZILHOUETTE 3.0	DTC-1	P. DE JONG	203.4	8	202.6	7	200.0	6	200.0	4	200.0	9	201,2
96	BMW E90 330i cup	330i	M. HOVENGA	199.6	7	199.3	10	199.3	9	197.8	4	197.1	5	198,6
113	BMW E36 328	DTC-3	F. ROSENKAMP	194.6	8	193.2	7	192.2	10	191.8	9	190.1	6	192,4
206	VOLVO S60	DTC-1	J. HOOGEWERFF	193.5	4	190.5	5	184.6	3	170.3	6	149.8	2	177,7
7	WESTFIELD	DTC-2	R. VAN SIKKELERUS	190.8	5	171.4	8	170.6	7	160.7	6	153.6	3	169,4
124	DW-16	DTC-2	H. MAAS	190.8	9	186.5	10	186.2	7	184.6	8	180.3	6	185,7
11	BMW E90 330i cup	330i	A. DAMMINGA	188.8	7	184.0	5	182.7	6	171.4	4	169.8	3	179,3
23	BMW E36	DTC-4	R. VAN	188.5	6	187.8	8	187.5	9	186.9	5	185.6	7	187,3
246	AUDI TCR RS3	DTC-1	P. VAN NOORDENNE	188.5	3	157.7	2	155.2	4	139.2	1			160,2
46	BMW E87 123D	DTC-4	D. HUTTEN	186.2	8	186.2	9	185.2	5	184.9	7	183.4	3	185,2
10	BMW E90 330i cup	330i	A. DAMMINGA	172.5	9	170.3	8	153.6	3	148.6	6	146.9	7	158,4
481	ZILHOUETTE 3.0 sport	DTC-1												

ROADBOOK MOTOR CLASSIC
www.spasixhours.com
contact@roadbook.net

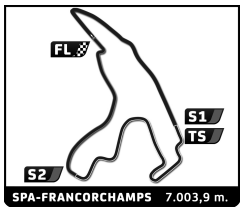

3-ACNN SERIES 1

SUPER SPA

Free Practice

Fastest Lap Sequence

Elapsed	No	Team	Car	Class	Driver	Time	Kph	Lap
7:04.231	124		DW-16	DTC-2	Henk MAAS	**3:17.960**	127.4	2
7:06.054	92		BMW E90 330i cup	330i	Sjoerd STIKSMA	**3:15.639**	128.9	2
7:14.955	223		BMW M240i	DTC-2	Pieter-Jan LEFEVERE	**3:12.744**	130.8	2
7:21.967	498		ZILHOUETTE 3.0	DTC-1	Pieter DE JONG	**3:11.943**	131.4	2
7:30.604	84		996 GT3 Cup	DTC-1	Philippe SMANIOTTO	**3:05.012**	136.3	2
7:30.951	224		BMW M4 GT4	DTC-1	Thijs WESSELING	**2:50.594**	147.8	2
8:06.896	82		BMW M4 GT4	DTC-1	Haso KERIC	**2:48.036**	150.1	2
10:02.814	223		BMW M240i	DTC-2	Pieter-Jan LEFEVERE	**2:47.859**	150.2	3
10:09.975	224		BMW M4 GT4	DTC-1	Thijs WESSELING	**2:39.024**	158.6	3
12:47.865	224		BMW M4 GT4	DTC-1	Thijs WESSELING	**2:37.890**	159.7	4
15:25.372	224		BMW M4 GT4	DTC-1	Thijs WESSELING	**2:37.507**	160.1	5
18:00.355	224		BMW M4 GT4	DTC-1	Thijs WESSELING	**2:34.983**	162.7	6

ROADBOOK MOTOR CLASSIC
www.spasixhours.com
contact@roadbook.net

3-ACNN SERIES 1
SUPER SPA
Free Practice

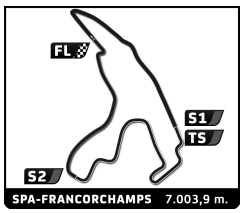

Sector Analysis

__ Invalidated Lap Personal Best Session Best **B** Crossing the pit lane

2 — 1.Martijn HARTJES — DNRT V8 — DTC-1

Lap	D	Time	Sector 1	Sector 2	Sector 3	T.Spd	Elapsed
1	1	9:03.491	6:45.801	1:30.986	46.704	136.9	9:03.491
2	1	2:50.635	47.482	1:19.929	43.224	188.8	11:54.126
3	1	2:43.895	45.994	1:17.032	40.869	198.5	14:38.021
4	1	2:41.360	44.693	1:15.695	40.972	213.4	17:19.381
5	1	2:40.561	44.818	1:15.386	40.357	194.9	19:59.942
6	1	2:43.016	45.924	1:16.369	40.723	200.7	22:42.958
7	1	2:40.249	45.043	1:14.569	40.637	203.8	25:23.207
8	1	2:38.674	44.056	1:14.272	40.346	212.6	28:01.881
9	1	2:38.395	43.939	1:14.279	40.177	231.3	30:40.276

7 — 1.Richard VAN SIKKELERUS — WESTFIELD — DTC-2

Lap	D	Time	Sector 1	Sector 2	Sector 3	T.Spd	Elapsed
1	1	8:41.582	6:08.223	1:37.923	55.436	125.9	8:41.582
2	1	3:28.953	59.063	1:35.966	53.924	132.4	12:10.535
3	1	3:17.535	56.232	1:29.658	51.645	153.6	15:28.070
4	1	3:11.201	54.947	1:26.695	49.559	150.8	18:39.271
5	1	3:05.248	52.304	1:24.170	48.774	190.8	21:44.519
6	1	3:04.733	53.133	1:24.183	47.417	160.7	24:49.252
7	1	3:00.044	53.194	1:20.700	46.150	170.6	27:49.296
8	1	3:02.109	53.326	1:20.893	47.890	171.4	30:51.405

10 — 1.Arjen DAMMINGA, 2.Erik WIERINGA — BMW E90 330i cup — 330i

Lap	D	Time	Sector 1	Sector 2	Sector 3	T.Spd	Elapsed
1	1	4:28.885	1:40.208	1:48.766	59.911	92.5	4:28.885
2	1	3:44.114	1:07.346	1:40.742	56.026	145.6	8:12.999
3	1	3:32.513	1:00.760	1:35.445	56.308	153.6	11:45.512
4	1	3:37.346 B	59.838	1:34.755	1:02.753	133.3	15:22.858
5	1	4:30.960	2:05.095	1:33.875	51.990	144.6	19:53.818
6	1	3:20.670	57.461	1:32.635	50.574	148.6	23:14.488
7	1	3:16.040	56.684	1:29.527	49.829	146.9	26:30.528
8	1	3:12.978	56.267	1:27.314	49.397	170.3	29:43.506
9	1	5:03.904 B	56.456	2:19.025	1:48.423	172.5	34:47.410

11 — 1.Arjen DAMMINGA, 2.Erik WIERINGA — BMW E90 330i cup — 330i

Lap	D	Time	Sector 1	Sector 2	Sector 3	T.Spd	Elapsed
1	1	4:13.273	1:36.235	1:41.126	55.912	104.2	4:13.273
2	1	3:57.495	1:19.062	1:43.930	54.503	130.9	8:10.768
3	1	3:19.822	1:01.415	1:27.447	50.960	169.8	11:30.590
4	1	3:15.529	58.046	1:26.246	51.237	171.4	14:46.119
5	1	3:09.220	55.919	1:24.678	48.623	184.0	17:55.339
6	1	3:10.301	56.557	1:24.737	49.007	182.7	21:05.640
7	1	3:06.347	54.016	1:23.861	48.470	188.8	24:11.987
8	1	3:11.956			50.561		27:23.943

23 — 1.Roland VAN HIERDEN — BMW E36 — DTC-4

Lap	D	Time	Sector 1	Sector 2	Sector 3	T.Spd	Elapsed
1	1	4:07.527	1:29.960	1:40.769	56.798	100.7	4:07.527
2	1	3:29.279	1:09.682	1:27.620	51.977	164.6	7:36.806
3	1	3:15.885	59.188	1:26.414	50.283	171.7	10:52.691
4	1	3:08.952	55.829	1:24.168	48.955	183.7	14:01.643
5	1	3:07.219	55.907	1:23.358	47.954	186.9	17:08.862
6	1	3:15.631 B	54.761	1:22.958	57.912	188.5	20:24.493
7	1	4:21.839	2:10.258	1:23.148	48.433	185.6	24:46.332
8	1	3:05.287	54.167	1:22.248	48.872	187.8	27:51.619
9	1	3:04.153	55.016	1:21.568	47.569	187.5	30:55.772

24 — 1.Hendri VAN NORDEN — BMW E90 330i cup — 330i

Lap	D	Time	Sector 1	Sector 2	Sector 3	T.Spd	Elapsed
1	1	4:05.292	1:28.667	1:39.420	57.205	101.3	4:05.292
2	1	3:22.899	1:09.057	1:25.141	48.701	179.1	7:28.191
3	1	2:59.546	52.844	1:20.327	46.375	196.7	10:27.737
4	1	2:57.946	52.038	1:20.147	45.761	198.5	13:25.683
5	1	2:56.283	51.326	1:19.098	45.859	204.2	16:21.966
6	1	2:56.056	50.697	1:19.425	45.934	205.7	19:18.022
7	1	3:08.263 B	50.667	1:18.552	59.044	204.9	22:26.285
8	1	4:54.305	2:48.033	1:20.630	45.642	202.6	27:20.590
9	1	2:51.672	50.139	1:16.759	44.774	208.9	30:12.262

27 — 1.Martijn VAN DAM, 2.Bas DE JONG — BMW E90 330i cup — 330i

Lap	D	Time	Sector 1	Sector 2	Sector 3	T.Spd	Elapsed
1	1	4:51.522	2:14.914	1:42.134	54.474	119.5	4:51.522
2	1	3:11.675	57.899	1:26.529	47.247	178.8	8:03.197
3	1	3:02.668	52.767	1:23.724	46.177	187.2	11:05.865
4	1	2:56.308	51.309	1:20.043	44.956	200.7	14:02.173
5	1	2:55.942	51.004	1:19.623	45.315	204.2	16:58.115
6	1	3:09.477 B	52.537	1:21.464	55.476	206.9	20:07.592
7	1	4:14.306	2:08.323	1:20.337	45.646	202.6	24:21.898
8	1	2:56.408	50.275	1:20.677	45.456	205.3	27:18.306
9	1	2:56.872	50.027	1:19.741	47.104	207.3	30:15.178

35 — 1.Jean-Pierre VERHOEVEN, 2.Jaxon VERHOEVEN, 3.Jay VERHOEVEN — BMW M2 CS Racing — DTC-1

Lap	D	Time	Sector 1	Sector 2	Sector 3	T.Spd	Elapsed
1	1	5:10.663	2:59.947	1:26.162	44.554	137.8	5:10.663
2	1	3:02.275 B	52.599	1:15.055	54.621	225.9	8:12.938
3	1	5:13.949	3:10.660	1:20.502	42.787	187.2	13:26.887
4	1	2:48.452	47.202	1:17.591	43.659	223.6	16:15.339
5	1	2:44.141	46.841	1:15.814	41.486	221.3	18:59.480
6	1	2:44.335	45.627	1:15.971	42.737	233.3	21:43.815
7	1	2:45.674	46.277	1:16.472	42.925	236.8	24:29.489
8	1	2:45.922	46.622	1:17.464	41.836	224.1	27:15.411
9	1	2:43.175	45.292	1:16.082	41.801	229.8	29:58.586
10	1	4:53.292 B	45.929	2:15.858	1:51.505	209.3	34:51.878

38 — 1.Coen CASPERS, 2.Hans LIJZENGA — BMW E90 330i cup — 330i

Lap	D	Time	Sector 1	Sector 2	Sector 3	T.Spd	Elapsed
1	1	4:35.753	2:12.251	1:31.664	51.838	157.2	4:35.753
2	1	3:10.752	58.304	1:24.904	47.544	154.1	7:46.505
3	1	3:11.452 B	52.266	1:22.436	56.750	196.4	10:57.957
4	1	4:43.650	2:38.773	1:18.446	46.431	200.0	15:41.607
5	1	2:57.065	52.153	1:18.392	46.520	204.9	18:38.672
6	1	2:54.834	51.670	1:17.699	45.465	205.7	21:33.506
7	1	2:55.678	51.360	1:18.144	46.174	200.7	24:29.184

ROADBOOK MOTOR CLASSIC
www.spasixhours.com
contact@roadbook.net

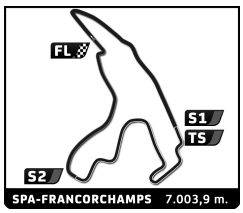

3-ACNN SERIES 1
SUPER SPA
Free Practice

Sector Analysis

__ Invalidated Lap Personal Best Session Best **B** Crossing the pit lane

Lap	D	Time	Sector 1	Sector 2	Sector 3	T.Spd	Elapsed
8	1	2:54.232	50.611	1:17.720	45.901	208.9	27:23.416
9	1	2:54.357	51.092	1:17.487	45.778	205.7	30:17.773

42 1.Peter TERLOUW — CUPRA TCR, DTC-1

Lap	D	Time	Sector 1	Sector 2	Sector 3	T.Spd	Elapsed
1	1	4:43.394	2:32.274	1:25.331	45.789	167.7	4:43.394
2	1	2:55.744	50.360	1:20.313	45.071	194.6	7:39.138
3	1	2:50.313	48.915	1:17.926	43.472	213.0	10:29.451
4	1	2:42.730	47.136	1:14.191	41.403	222.2	13:12.181
5	1	2:41.354	46.891	1:13.686	40.777	223.1	15:53.535
6	1	2:46.540	48.843	1:13.162	44.535	216.4	18:40.075
7	1	2:41.532	46.579	1:13.932	41.021	225.5	21:21.607
8	1	2:43.935	46.153	1:15.631	42.151	224.1	24:05.542
9	1	2:40.082	45.858	1:13.586	40.638	222.2	26:45.624
10	1	2:45.004	48.436	1:16.147	40.421	222.2	29:30.628
11	1	3:31.559 B	45.630	1:24.471	1:21.458	227.4	33:02.187

46 1.Dennis HUTTEN, 2.Luca HUTTEN — BMW E87 123D, DTC-4

Lap	D	Time	Sector 1	Sector 2	Sector 3	T.Spd	Elapsed
1	1	4:45.085	2:09.657	1:43.517	51.911	125.0	4:45.085
2	1	3:19.856	58.461	1:31.994	49.401	174.8	8:04.941
3	1	3:09.429	55.722	1:24.918	48.789	183.4	11:14.370
4	1	3:07.654	55.291	1:24.034	48.329	181.2	14:22.024
5	1	3:21.423 B	54.114	1:24.486	1:02.823	185.2	17:43.447
6	1	5:12.442	2:58.812	1:25.239	48.391	176.2	22:55.889
7	1	3:03.433	54.995	1:21.068	47.370	184.9	25:59.322
8	1	3:02.749	54.915	1:20.749	47.085	186.2	29:02.071
9	1	3:47.156 B	53.691	1:26.498	1:26.967	186.2	32:49.227

49 1.Merijn ALDEWERELD — BMW E90 330i cup, 330i

Lap	D	Time	Sector 1	Sector 2	Sector 3	T.Spd	Elapsed
1	1	4:04.036 B	1:21.390	1:38.587	1:04.059	102.7	4:04.036
2	1	7:04.432	4:49.901	1:27.041	47.490	147.3	11:08.468
3	1	2:54.296	51.237	1:18.468	44.591	201.1	14:02.764
4	1	2:55.779	51.561	1:18.870	45.348	204.9	16:58.543
5	1	2:54.385	51.049	1:18.030	45.306	203.4	19:52.928
6	1	2:54.297	50.724	1:18.325	45.248	206.1	22:47.225
7	1	2:52.239	50.499	1:17.477	44.263	206.9	25:39.464
8	1	3:08.676 B	50.121	1:19.251	59.304	206.5	28:48.140

69 1.Semo KERIC — BMW M2 CS Racing, DTC-1

Lap	D	Time	Sector 1	Sector 2	Sector 3	T.Spd	Elapsed
1	1	19:54.341	...	1:13.059	40.455	234.3	19:54.341
2	1	2:36.535	44.014	1:12.205	40.316	242.7	22:30.876
3	1	2:35.930	43.499	1:12.399	40.032	236.8	25:06.806
4	1	2:37.464	44.188	1:12.547	40.729	243.8	27:44.270
5	1	2:48.336 B	44.035	1:14.989	49.312	223.1	30:32.606

79 1.David VAN DER WEE, 2.Jirry VAN VEEN — HYUNDAI 130N Performance, DTC-3

Lap	D	Time	Sector 1	Sector 2	Sector 3	T.Spd	Elapsed
1	1	4:15.592	1:47.539	1:37.098	50.955	119.1	4:15.592
2	1	3:26.076	1:12.678	1:25.393	48.005	179.1	7:41.668
3	1	3:05.260	52.912	1:24.820	47.528	178.5	10:46.928
4	1	3:14.010 B	52.284	1:23.135	58.591	205.7	14:00.938
5	1	4:50.113	2:42.419	1:21.746	45.948	194.6	18:51.051
6	1	2:55.652	50.331	1:20.436	44.885	217.3	21:46.703
7	1	2:57.694	50.280	1:21.731	45.683	212.6	24:44.397
8	1	3:16.237 B	50.636	1:21.422	1:04.179	213.4	28:00.634

82 1.Haso KERIC — BMW M4 GT4, DTC-1

Lap	D	Time	Sector 1	Sector 2	Sector 3	T.Spd	Elapsed
1	1	5:18.860	3:10.560	1:25.786	42.514	130.6	5:18.860
2	1	2:48.036	48.761	1:16.049	43.226	213.0	8:06.896
3	1	2:42.270	45.400	1:14.360	42.510	238.9	10:49.166
4	1	2:57.916 B	45.919	1:14.090	57.907	241.1	13:47.082
5	1	3:35.520	1:38.930	1:15.065	41.525	240.0	17:22.602
6	1	2:38.687	44.372	1:13.869	40.446	241.6	20:01.289
7	1	2:42.005	45.025	1:16.354	40.626	208.5	22:43.294
8	1	2:37.957	44.416	1:13.048	40.493	243.2	25:21.251
9	1	2:36.423	43.842	1:12.626	39.955	242.7	27:57.674
10	1	2:37.120	44.171	1:12.672	40.277	238.4	30:34.794

84 1.Philippe SMANIOTTO — 996 GT3 Cup, DTC-1

Lap	D	Time	Sector 1	Sector 2	Sector 3	T.Spd	Elapsed
1	1	4:25.592	2:03.745	1:34.990	46.857	121.3	4:25.592
2	1	3:05.012	1:00.660	1:20.422	43.930	188.8	7:30.604
3	1	2:46.775	48.460	1:16.346	41.969	204.9	10:17.379
4	1	2:44.167	47.198	1:15.345	41.624	208.9	13:01.546
5	1	3:14.226 B	49.673	1:22.954	1:01.599	196.7	16:15.772

88 1.Remon JAGER — BMW E90 330i cup, 330i

Lap	D	Time	Sector 1	Sector 2	Sector 3	T.Spd	Elapsed
1	1	4:00.282	1:29.545	1:36.711	54.026	119.7	4:00.282
2	1	3:30.386	1:12.184	1:26.346	51.856	170.9	7:30.668
3	1	3:03.893	53.974	1:23.088	46.831	196.4	10:34.561
4	1	3:09.200 B	52.665	1:20.539	55.996	198.9	13:43.761
5	1	3:51.648	1:45.902	1:20.558	45.188	189.5	17:35.409
6	1	2:53.733	51.475	1:18.039	44.219	187.5	20:29.142
7	1	2:51.838	50.499	1:16.837	44.502	206.9	23:20.980
8	1	2:57.424	51.737	1:20.753	44.934	162.7	26:18.404
9	1	3:22.981 B	53.901	1:26.354	1:02.726	161.9	29:41.385

92 1.Sjoerd STIKSMA, 2.Jasper STIKSMA — BMW E90 330i cup, 330i

Lap	D	Time	Sector 1	Sector 2	Sector 3	T.Spd	Elapsed
1	1	3:50.415	1:17.806	1:39.073	53.536	125.3	3:50.415
2	1	3:15.639	1:03.589	1:25.495	46.555	167.4	7:06.054
3	1	2:54.444	50.927	1:18.715	44.802	204.9	10:00.498
4	1	3:02.711 B	50.501	1:16.885	55.325	210.1	13:03.209
5	1	4:46.751	2:39.926	1:20.933	45.892	201.1	17:49.960
6	1	2:54.369	51.350	1:18.307	44.712	207.7	20:44.329
7	1	2:52.860	50.671	1:17.711	44.478	209.7	23:37.189
8	1	2:52.924	50.365	1:17.374	45.185	209.3	26:30.113
9	1	2:51.141	50.144	1:16.774	44.223	209.7	29:21.254
10	1	3:37.388 B	49.854	1:27.229	1:20.305	208.5	32:58.642

ROADBOOK MOTOR CLASSIC
www.spasixhours.com
contact@roadbook.net

3-ACNN SERIES 1
SUPER SPA
Free Practice

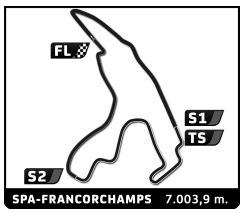

Sector Analysis

__ Invalidated Lap Personal Best Session Best **B** Crossing the pit lane

94 — 1.Marcel VAN DER LIP — BMW E36 M3 — DTC-1

Lap	D	Time	Sector 1	Sector 2	Sector 3	T.Spd	Elapsed
1	1	4:12.988	1:43.748	1:35.904	53.336	96.1	4:12.988
2	1	3:19.216	1:06.138	1:26.866	46.212	150.0	7:32.204
3	1	2:55.939	51.248	1:21.056	43.635	201.1	10:28.143
4	1	2:54.682	48.804	1:21.838	44.040	206.5	13:22.825
5	1	2:50.432	48.077	1:18.690	43.665	216.9	16:13.257
6	1	3:32.650 B	49.035	1:31.731	1:11.884	202.6	19:45.907

96 — 1.Mathijs HOVENGA — BMW E90 330i cup — 330i

Lap	D	Time	Sector 1	Sector 2	Sector 3	T.Spd	Elapsed
1	1	4:01.070	1:30.361	1:36.364	54.345	120.0	4:01.070
2	1	3:24.792	1:11.968	1:26.146	46.678	161.9	7:25.862
3	1	3:06.409	55.456	1:23.935	47.018	182.1	10:32.271
4	1	3:01.123	54.301	1:20.384	46.438	197.8	13:33.394
5	1	3:11.464 B	53.136	1:21.113	57.215	197.1	16:44.858
6	1	4:02.377	1:56.826	1:20.047	45.504	190.8	20:47.235
7	1	2:58.755	52.111	1:20.318	46.326	199.6	23:45.990
8	1	2:57.195	51.822	1:20.105	45.268	195.7	26:43.185
9	1	2:58.870	53.210	1:19.583	46.077	199.3	29:42.055
10	1	3:34.022 B	52.275	1:22.569	1:19.178	199.3	33:16.077

113 — 1.Folkert ROSENKAMP — BMW E36 328 — DTC-3

Lap	D	Time	Sector 1	Sector 2	Sector 3	T.Spd	Elapsed
1	1	4:11.478	1:38.592	1:40.384	52.502	99.7	4:11.478
2	1	3:27.808	1:09.592	1:26.984	51.232	146.1	7:39.286
3	1	3:04.572	54.727	1:22.624	47.221	181.5	10:43.858
4	1	3:02.892	53.515	1:22.411	46.966	187.8	13:46.750
5	1	3:09.415 B	53.566	1:20.279	55.570	186.9	16:56.165
6	1	3:41.679	1:35.378	1:19.916	46.385	190.1	20:37.844
7	1	2:58.171	52.069	1:20.274	45.828	193.2	23:36.015
8	1	2:57.532	52.408	1:19.144	45.980	194.6	26:33.547
9	1	2:56.523	52.130	1:18.576	45.817	191.8	29:30.070
10	1	3:38.215 B	52.077	1:24.040	1:22.098	192.2	33:08.285

124 — 1.Henk MAAS — DW-16 — DTC-2

Lap	D	Time	Sector 1	Sector 2	Sector 3	T.Spd	Elapsed
1	1	3:46.271	1:20.403	1:33.385	52.483	125.9	3:46.271
2	1	3:17.960	1:00.357	1:27.958	49.645	169.0	7:04.231
3	1	3:16.263 B	54.056	1:24.038	58.169	179.7	10:20.494
4	1	4:15.346	2:03.652	1:23.972	47.722	173.4	14:35.840
5	1	3:04.225	53.193	1:23.814	47.218	180.0	17:40.065
6	1	3:03.680	53.855	1:20.985	48.840	180.3	20:43.745
7	1	3:01.506	52.931	1:21.314	47.261	186.2	23:45.251
8	1	3:00.622	52.061	1:22.273	46.288	184.6	26:45.873
9	1	3:01.328	51.516	1:22.790	47.022	190.8	29:47.201
10	1	3:37.743 B	51.919	1:27.673	1:18.151	186.5	33:24.944

180 — 1.Daaf STEENTJES — BMW M2 CS Racing — DTC-1

Lap	D	Time	Sector 1	Sector 2	Sector 3	T.Spd	Elapsed
1	1	4:51.929	2:30.276	1:31.589	50.064	154.5	4:51.929
2	1	2:58.148	51.161	1:22.363	44.624	222.7	7:50.077
3	1	3:06.128 B	47.911	1:22.454	55.763	210.9	10:56.205
4	1	3:39.785	1:34.856	1:20.604	44.325	227.4	14:35.990
5	1	2:51.846	47.299	1:20.454	44.093	216.0	17:27.836
6	1	2:47.523	46.997	1:17.872	42.654	231.8	20:15.359
7	1	2:47.497	46.634	1:18.663	42.200	231.3	23:02.856
8	1	2:45.177	46.211	1:16.989	41.977	227.8	25:48.033
9	1	2:45.188	46.332	1:16.483	42.373	234.8	28:33.221
10	1	3:13.596 B	46.533	1:19.471	1:07.592	233.3	31:46.817

206 — 1.Johan HOOGEWERFF — VOLVO S60 — DTC-1

Lap	D	Time	Sector 1	Sector 2	Sector 3	T.Spd	Elapsed
1	1	4:13.625	1:46.129	1:36.067	51.429	118.0	4:13.625
2	1	3:24.169	1:06.694	1:26.459	51.016	149.8	7:37.794
3	1	2:53.064	49.415	1:18.272	45.377	184.6	10:30.858
4	1	2:50.225	47.826	1:18.735	43.664	193.5	13:21.083
5	1	2:48.199	46.910	1:17.815	43.474	190.5	16:09.282
6	1	3:38.803 B	54.424	1:32.007	1:12.372	170.3	19:48.085

223 — 1.Pieter-Jan LEFEVERE — BMW M240i — DTC-2

Lap	D	Time	Sector 1	Sector 2	Sector 3	T.Spd	Elapsed
1	1	4:02.211	1:33.971	1:37.641	50.599	109.6	4:02.211
2	1	3:12.744	1:08.075	1:20.885	43.784	188.5	7:14.955
3	1	2:47.859	46.848	1:18.570	42.441	221.8	10:02.814
4	1	2:46.707	46.804	1:17.443	42.460	225.5	12:49.521
5	1	2:42.642	46.313	1:14.694	41.635	222.7	15:32.163
6	1	2:45.320	47.129	1:16.564	41.627	223.6	18:17.483
7	1	2:42.173	45.240	1:14.768	42.165	233.3	20:59.656
8	1	2:45.291	45.879	1:15.447	43.965	225.5	23:44.947
9	1	2:55.676 B	45.898	1:15.364	54.414	228.3	26:40.623

224 — 1.Thijs WESSELING — BMW M4 GT4 — DTC-1

Lap	D	Time	Sector 1	Sector 2	Sector 3	T.Spd	Elapsed
1	1	4:40.357	2:30.877	1:24.363	45.117	154.3	4:40.357
2	1	2:50.594	50.807	1:16.845	42.942	198.9	7:30.951
3	1	2:39.024	45.539	1:12.648	40.837	237.9	10:09.975
4	1	2:37.890	44.101	1:12.883	40.906	244.3	12:47.865
5	1	2:37.507	44.543	1:11.714	41.250	242.2	15:25.372
6	1	2:34.983	44.227	1:10.527	40.229	243.2	18:00.355
7	1	2:48.824 B	45.031	1:12.525	51.268	241.6	20:49.179
8	1	3:46.184	1:52.593	1:13.527	40.064	244.9	24:35.363
9	1	2:36.717	43.563	1:12.822	40.332	246.0	27:12.080
10	1	2:35.247	44.159	1:11.123	39.965	245.5	29:47.327
11	1	3:31.916 B	48.841	1:21.342	1:21.733	180.0	33:19.243

234 — 1.Mounir ARREFFAG, 2.Hassan ARREFFAG — CUPRA TCR — DTC-1

Lap	D	Time	Sector 1	Sector 2	Sector 3	T.Spd	Elapsed
1	1	13:26.925 B	...	1:47.776	1:15.456	129.0	13:26.925
2	1	4:18.518	1:44.636	1:41.901	51.981	166.9	17:45.443
3	1	3:10.007	52.724	1:30.557	46.726	180.9	20:55.450
4	1	2:56.712	50.310	1:21.305	45.097	164.1	23:52.162
5	1	2:52.782	48.861	1:18.893	45.028	208.5	26:44.944
6	1	2:52.830	48.936	1:19.511	44.383	205.3	29:37.774

ROADBOOK MOTOR CLASSIC
www.spasixhours.com
contact@roadbook.net

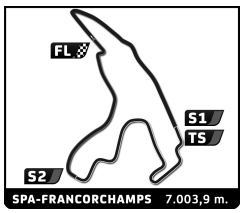

3-ACNN SERIES 1
SUPER SPA
Free Practice

Sector Analysis

__ Invalidated Lap Personal Best Session Best **B** Crossing the pit lane

246
1.Pieter VAN NOORDENNE3.Rogier VAN DER LINDE
2.Robert GIELLISE
AUDI TCR RS3
DTC-1

Lap	D	Time	Sector 1	Sector 2	Sector 3	T.Spd	Elapsed
1	1	15:16.255	...	1:40.314	53.985	139.2	15:16.255
2	1	3:15.326	55.883	1:30.996	48.447	157.7	18:31.581
3	1	2:58.931	49.223	1:24.310	45.398	188.5	21:30.512
4	1	3:25.940 B	49.900	1:30.565	1:05.475	155.2	24:56.452
5	1	5:35.245 B			1:20.876		30:31.697

269
1.Mark VAN DER VEEN
2.Martin GROOTEN
BMW E92 M3 GTR
DTC-1

Lap	D	Time	Sector 1	Sector 2	Sector 3	T.Spd	Elapsed
1	1	4:09.384	1:32.363	1:42.938	54.083	106.3	4:09.384
2	1	3:27.603	1:08.538	1:27.896	51.169	162.9	7:36.987
3	1	2:58.310	51.079	1:22.359	44.872	174.2	10:35.297
4	1	2:52.912	50.330	1:19.022	43.560	200.4	13:28.209
5	1	2:49.084	48.453	1:16.739	43.892	218.2	16:17.293
6	1	3:06.394 B	48.965	1:17.528	59.901	201.5	19:23.687
7	1	4:06.988	2:06.126	1:17.599	43.263	212.6	23:30.675
8	1	3:05.934 B	47.253	1:16.315	1:02.366	216.9	26:36.609

411
1.Mark WIERINGA
ZILHOUETTE 3.0 GTR
DTC-1

Lap	D	Time	Sector 1	Sector 2	Sector 3	T.Spd	Elapsed
1	1	4:10.210	1:34.749	1:41.383	54.078	107.5	4:10.210
2	1	3:27.668	1:11.050	1:27.513	49.105	127.2	7:37.878
3	1	2:54.825	50.609	1:20.461	43.755	166.2	10:32.703
4	1	2:50.498	48.903	1:17.270	44.325	199.3	13:23.201
5	1	2:58.111 B	48.269	1:18.448	51.394	206.9	16:21.312
6	1	4:05.102	2:05.165	1:16.496	43.441	199.6	20:26.414
7	1	2:47.759	48.141	1:16.067	43.551	200.0	23:14.173
8	1	2:46.356	48.177	1:15.120	43.059	204.9	26:00.529
9	1	2:55.156 B	48.629	1:15.896	50.631	199.6	28:55.685
10	1	4:55.810 B					33:51.495

488
1.Dick VERHOEK
2.Luuk VAN WIJNGAARDEN
BMW E46 M3
DTC-3

Lap	D	Time	Sector 1	Sector 2	Sector 3	T.Spd	Elapsed
1	1	4:48.587	2:07.262	1:47.360	53.965	124.1	4:48.587
2	1	3:13.085	54.566	1:30.329	48.190	196.0	8:01.672
3	1	3:31.483 B	51.657	1:26.027	1:13.799	204.9	11:33.155
4	1	4:43.941	2:28.366	1:25.951	49.624	204.5	16:17.096
5	1	3:03.422	50.546	1:26.298	46.578	201.5	19:20.518
6	1	3:01.648	50.754	1:23.980	46.914	194.2	22:22.166
7	1	3:00.526	50.354	1:23.799	46.373	197.1	25:22.692
8	1	3:00.438	50.763	1:23.433	46.242	207.3	28:23.130
9	1	3:15.280 B	49.491	1:22.826	1:02.963	208.1	31:38.410

498
1.Pieter DE JONG
2.Jack HOEKSTRA
ZILHOUETTE 3.0
DTC-1

Lap	D	Time	Sector 1	Sector 2	Sector 3	T.Spd	Elapsed
1	1	4:10.024	1:37.179	1:40.828	52.017	92.3	4:10.024
2	1	3:11.943	1:06.420	1:20.903	44.620	187.8	7:21.967
3	1	2:51.938	50.244	1:18.329	43.365	195.7	10:13.905
4	1	2:50.841	49.322	1:17.833	43.686	200.0	13:04.746
5	1	2:59.345 B	49.085	1:18.152	52.108	197.8	16:04.091
6	1	4:37.683	2:35.427	1:17.937	44.319	200.0	20:41.774
7	1	2:50.955	48.437	1:18.380	44.138	202.6	23:32.729
8	1	2:48.260	48.846	1:16.072	43.342	203.4	26:20.989
9	1	2:58.417 B	49.088	1:16.710	52.619	200.0	29:19.406
10	1	4:52.820 B					34:12.226

ROADBOOK MOTOR CLASSIC
www.spasixhours.com
contact@roadbook.net

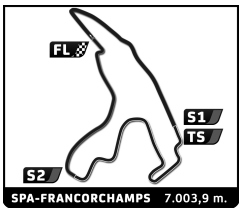

3-ACNN SERIES 1

SUPER SPA

Free Practice

Race Director Report

Hour	Flag	Message
09:35:08	YF	DOUBLE YELLOW AT TURN 2
09:38:28	GF	GREEN FLAG
09:40:35		CAR 69 NO TRANSPONDER
09:41:57		CAR 11 UNDER INVESTIGATION - OVERTAKING UNDER DOUBLE YELLOW
09:42:16		DRIVER CAR 11 REPORT AFTER SESSION TO STEWARDS
09:43:21		TRACK LIMIT - LAP TIME DELETED FOR CAR 124 - T 17
09:44:28		TRACK LIMIT - LAP TIME DELETED FOR CAR 888 - T 17
09:44:40		TRACK LIMIT - LAP TIME DELETED FOR CAR 24 - T 4
09:46:40		TRACK LIMIT - LAP TIME DELETED FOR CAR 42, 206 - T 17
09:47:56		TRACK LIMIT - CAR 2 - T 17
09:48:27		TRACK LIMIT - CAR 180 - T 3
09:50:04		TRACK LIMIT - CAR 269 - T 3
09:51:50		TRACK LIMIT - CAR 42 - T 17
09:53:01		TRACK LIMIT - CAR 69 - T 17
09:53:36		TRACK LIMIT - CAR 88 - T 17
09:54:35		TRACK LIMIT - CAR 269 - T 4
09:56:11		TRACK LIMIT - CAR 69 - T 4
09:56:20		TRACK LIMIT - CAR 10 - T 17
09:56:56		TRACK LIMIT - CAR 234 - T 17
09:57:04		TRACK LIMIT - CAR 411 - T 4
09:59:03		TRACK LIMIT - CAR 82 - T 4
09:59:35		TRACK LIMIT - CAR 10 AND 411 - T 17
10:00:16		CAR 11 - CHECK TRANSPONDER SIGNAL
10:00:35		TRACK LIMIT - CAR 224 - T 17
10:01:07		TRACK LIMIT - CAR 27 - T 4
10:01:41		TRACK LIMIT - CAR 422 - T 4
10:02:08		TRACK LIMIT - CAR 488 - T 4
10:02:42		TRACK LIMIT - CAR 42 - T 17
10:02:44	YF	DOUBLE YELLOW AT TURN 17
10:03:01		CHEQUERED FLAG
10:03:56	RF	RED FLAG
10:07:59		SESSION WILL START AT 10.13

Published at: .....

Race Director:	Timekeeper:
Pierre-Louis DELETTRE	Mario ESTÉBANEZ

ROADBOOK MOTOR CLASSIC
www.spasixhours.com
contact@roadbook.net

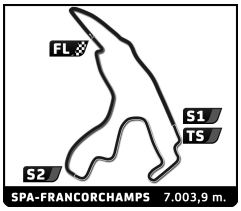

3-ACNN SERIES 1

SUPER SPA

Free Practice

Weather Report

Air Temperature

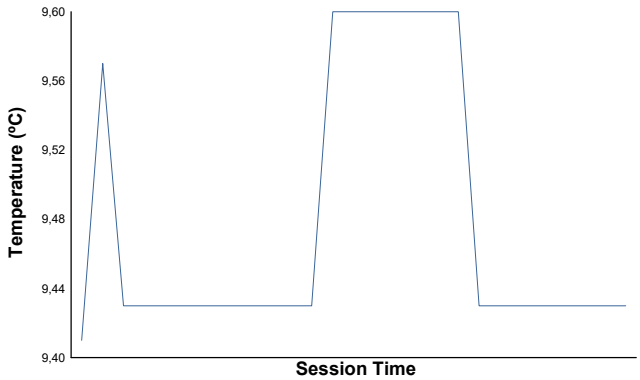

Track Temperature

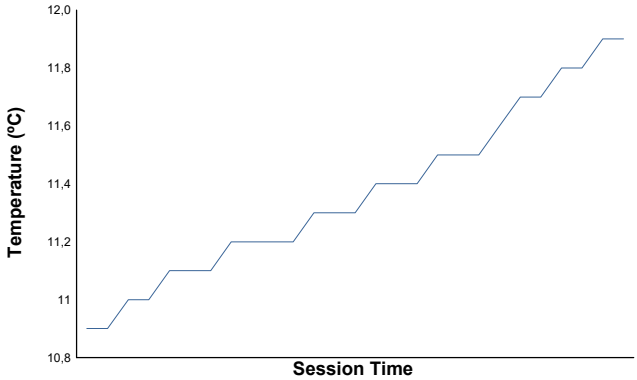

Humidity

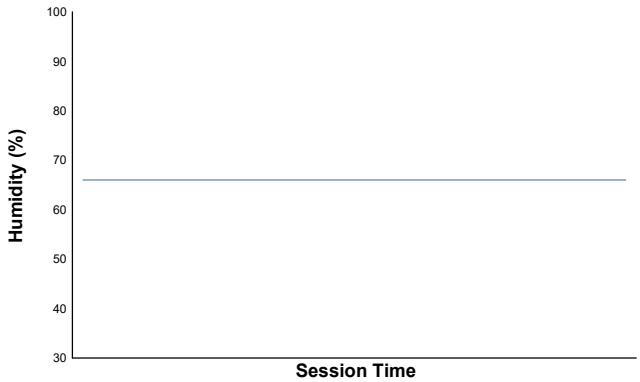

Pressure

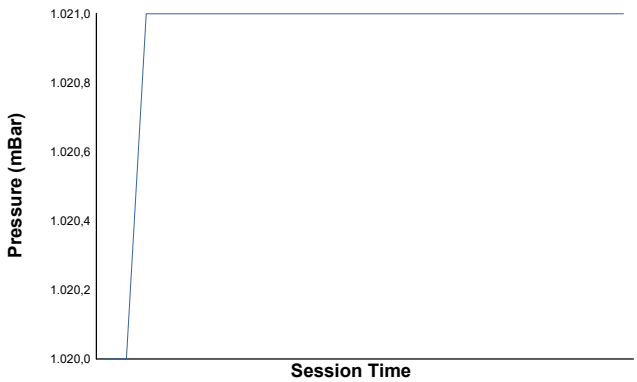

Wind Speed

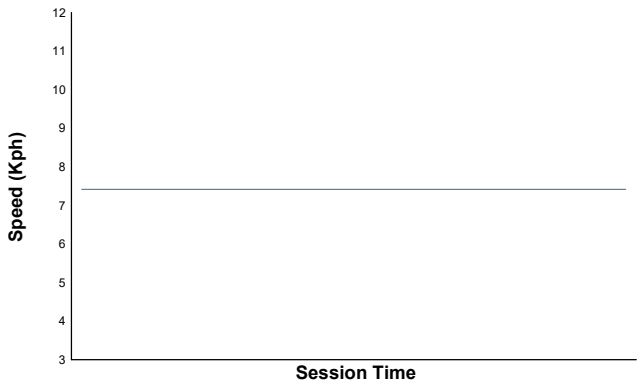

Wind Direction

North=0º/360º East=90º South=180º West=270º

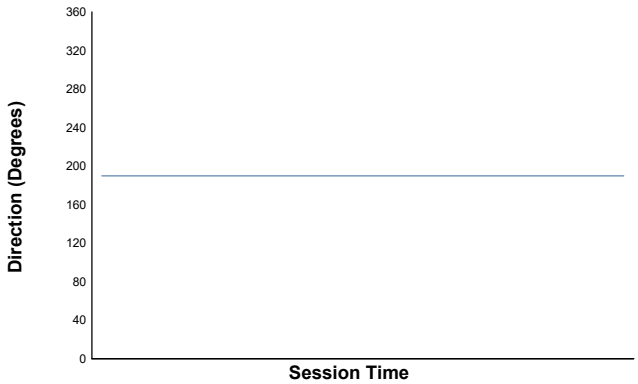

Track Status: **DRY**

ROADBOOK MOTOR CLASSIC
www.spasixhours.com
contact@roadbook.net

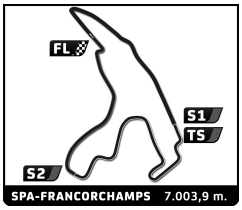

3-ACNN SERIES 1

SUPER SPA

Qualifying

Final Classification

	No	Drivers	Team	Car	Cl.	Time	Lap	Total	Gap		Kph
1	69	S. KERIC		BMW M2 CS Racing	DTC-GT	2:33.080	7	8	-	-	164.7
2	224	T. WESSELING		BMW M4 GT4	DTC-GT	2:33.258	9	9	+0.178	+0.178	164.5
3	35	J. VERHOEVEN / J. VERHOEVEN / J. VERHOEVEN		BMW M2 CS Racing	DTC-GT	2:33.666	7	9	+0.586	+0.408	164.1
4	2	M. HARTJES		DNRT V8	DTC-GT	2:33.719	9	9	+0.639	+0.053	164.0
5	82	H. KERIC		BMW M4 GT4	DTC-GT	2:35.406	8	9	+2.326	+1.687	162.2
6	42	P. TERLOUW		CUPRA TCR	DTC-GT	2:38.456	7	8	+5.376	+3.050	159.1
7	223	P. LEFEVERE		BMW M240i	DTC-GT	2:39.507	8	9	+6.427	+1.051	158.1
8	269	M. VAN DER VEEN / M. GROOTEN		BMW E92 M3 GTR	DTC-1	2:40.158	8	9	+7.078	+0.651	157.4
9	180	D. STEENTJES		BMW M2 CS Racing	DTC-GT	2:41.476	5	8	+8.396	+1.318	156.1
10	498	P. DE JONG / J. HOEKSTRA		ZILHOUETTE 3.0	DTC-1	2:42.735	8	8	+9.655	+1.259	154.9
11	481	L. BLAAK		ZILHOUETTE 3.0 sport	DTC-1	2:44.635	6	8	+11.555	+1.900	153.2
12	411	M. WIERINGA		ZILHOUETTE 3.0 GTR	DTC-1	2:44.659	8	8	+11.579	+0.024	153.1
13	92	S. STIKSMA / J. STIKSMA		BMW E90 330i cup	330i	2:48.783	3	6	+15.703	+4.124	149.4
14	84	S. MATHIEU / P. SMANIOTTO		996 GT3 Cup	DTC-GT	2:49.715	3	7	+16.635	+0.932	148.6
15	94	M. VAN DER LIP		BMW E36 M3	DTC-1	2:50.119	4	6	+17.039	+0.404	148.2
16	88	R. JAGER		BMW E90 330i cup	330i	2:50.477	6	8	+17.397	+0.358	147.9
17	27	M. VAN DAM / B. DE JONG		BMW E90 330i cup	330i	2:50.683	4	8	+17.603	+0.206	147.7
18	7	R. VAN SIKKELERUS		WESTFIELD	DTC-2	2:51.138	8	8	+18.058	+0.455	147.3
19	43	A. BAKKER		BMW E90 330i cup	330i	2:51.850	6	7	+18.770	+0.712	146.7
20	96	M. HOVENGA		BMW E90 330i cup	330i	2:53.023	6	8	+19.943	+1.173	145.7
21	49	M. ALDEWERELD		BMW E90 330i cup	330i	2:53.298	4	8	+20.218	+0.275	145.5
22	38	C. CASPERS / H. LIJZENGA		BMW E90 330i cup	330i	2:53.644	4	7	+20.564	+0.346	145.2
23	24	H. VAN NORDEN		BMW E90 330i cup	330i	2:53.669	4	8	+20.589	+0.025	145.2
24	79	D. VAN DER WEE / J. VAN VEEN		HYUNDAI 130N Performance	DTC-3	2:55.112	3	8	+22.032	+1.443	144.0
25	124	H. MAAS		DW-16	DTC-2	2:59.019	5	8	+25.939	+3.907	140.8
26	234	M. ARREFFAG / H. ARREFFAG		CUPRA TCR	DTC-1	2:59.328	2	4	+26.248	+0.309	140.6
27	46	D. HUTTEN / L. HUTTEN		BMW E87 123D	DTC-4	3:00.391	4	8	+27.311	+1.063	139.8
28	11	A. DAMMINGA / E. WIERINGA		BMW E90 330i cup	330i	3:03.750	7	7	+30.670	+3.359	137.2
29	23	R. VAN HIERDEN		BMW E36	DTC-4	3:05.220	6	8	+32.140	+1.470	136.1
30	10	A. DAMMINGA / E. WIERINGA		BMW E90 330i cup	330i	3:12.107	7	7	+39.027	+6.887	131.3
31	113	F. ROSENKAMP		BMW E36 328	DTC-3			1			
32	206	J. HOOGEWERFF		VOLVO S60	DTC-1						
33	246	P. VAN NOORDENNE / R. GIELLISE / R. VAN DER LINDE		AUDI TCR RS3	DTC-1						
34	488	D. VERHOEK / L. VAN WIJNGAARDEN		BMW E46 M3	DTC-3						

Fastest Lap:	Lap 7	Semo KERIC	2:33.080	164.7 Kph

CARS #2, #10, #24, #27, #42, #46, #49, #82, #84, #124, #234, #269, #481 & #498 - SOME LAP TIMES DELETED DUE TO TRACK LIMITS

Published at: .....

Track Status: **DRY**

Stewards:
Jan DHONDT Guy DAUBRIE Peter GEENS

Timekeeper:
Mario ESTÉBANEZ

ROADBOOK MOTOR CLASSIC
www.spasixhours.com
contact@roadbook.net

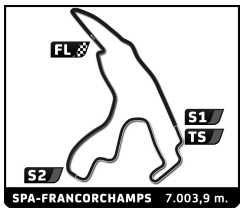

3-ACNN SERIES 1

SUPER SPA

Qualifying

Final Classification by Class

	No	Drivers	Team	Car	Time	Lap	Total	Gap		Kph
330i										
1	92	S. STIKSMA / J. STIKSMA		BMW E90 330i cup	2:48.783	3	6			149.4
2	88	R. JAGER		BMW E90 330i cup	2:50.477	6	8	+1.694	+1.694	147.9
3	27	M. VAN DAM / B. DE JONG		BMW E90 330i cup	2:50.683	4	8	+1.900	+0.206	147.7
4	43	A. BAKKER		BMW E90 330i cup	2:51.850	6	7	+3.067	+1.167	146.7
5	96	M. HOVENGA		BMW E90 330i cup	2:53.023	6	8	+4.240	+1.173	145.7
6	49	M. ALDEWERELD		BMW E90 330i cup	2:53.298	4	8	+4.515	+0.275	145.5
7	38	C. CASPERS / H. LIJZENGA		BMW E90 330i cup	2:53.644	4	7	+4.861	+0.346	145.2
8	24	H. VAN NORDEN		BMW E90 330i cup	2:53.669	4	8	+4.886	+0.025	145.2
9	11	A. DAMMINGA / E. WIERINGA		BMW E90 330i cup	3:03.750	7	7	+14.967	+10.081	137.2
10	10	A. DAMMINGA / E. WIERINGA		BMW E90 330i cup	3:12.107	7	7	+23.324	+8.357	131.3
DTC-1										
1	269	M. VAN DER VEEN / M. GROOTEN		BMW E92 M3 GTR	2:40.158	8	9			157.4
2	498	P. DE JONG / J. HOEKSTRA		ZILHOUETTE 3.0	2:42.735	8	8	+2.577	+2.577	154.9
3	481	L. BLAAK		ZILHOUETTE 3.0 sport	2:44.635	6	8	+4.477	+1.900	153.2
4	411	M. WIERINGA		ZILHOUETTE 3.0 GTR	2:44.659	8	8	+4.501	+0.024	153.1
5	94	M. VAN DER LIP		BMW E36 M3	2:50.119	4	6	+9.961	+5.460	148.2
6	234	M. ARREFFAG / H. ARREFFAG		CUPRA TCR	2:59.328	2	4	+19.170	+9.209	140.6
7	206	J. HOOGEWERFF		VOLVO S60						
8	246	P. VAN NOORDENNE / R. GIELLISE / R. VAN DER LINDE		AUDI TCR RS3						
DTC-2										
1	7	R. VAN SIKKELERUS		WESTFIELD	2:51.138	8	8			147.3
2	124	H. MAAS		DW-16	2:59.019	5	8	+7.881	+7.881	140.8
DTC-3										
1	79	D. VAN DER WEE / J. VAN VEEN		HYUNDAI 130N Performance	2:55.112	3	8			144.0
2	113	F. ROSENKAMP		BMW E36 328			1			
3	488	D. VERHOEK / L. VAN WIJNGAARDEN		BMW E46 M3						
DTC-4										
1	46	D. HUTTEN / L. HUTTEN		BMW E87 123D	3:00.391	4	8			139.8
2	23	R. VAN HIERDEN		BMW E36	3:05.220	6	8	+4.829	+4.829	136.1
DTC-GT										
1	69	S. KERIC		BMW M2 CS Racing	2:33.080	7	8			164.7
2	224	T. WESSELING		BMW M4 GT4	2:33.258	9	9	+0.178	+0.178	164.5
3	35	J. VERHOEVEN / J. VERHOEVEN / J. VERHOEVEN		BMW M2 CS Racing	2:33.666	7	9	+0.586	+0.408	164.1
4	2	M. HARTJES		DNRT V8	2:33.719	9	9	+0.639	+0.053	164.0
5	82	H. KERIC		BMW M4 GT4	2:35.406	8	9	+2.326	+1.687	162.2
6	42	P. TERLOUW		CUPRA TCR	2:38.456	7	8	+5.376	+3.050	159.1
7	223	P. LEFEVERE		BMW M240i	2:39.507	8	9	+6.427	+1.051	158.1
8	180	D. STEENTJES		BMW M2 CS Racing	2:41.476	5	8	+8.396	+1.969	156.1
9	84	S. MATHIEU / P. SMANIOTTO		996 GT3 Cup	2:49.715	3	7	+16.635	+8.239	148.6

CARS #2, #10, #24, #27, #42, #46, #49, #82, #84, #124, #234, #269, #481 & #498 - SOME LAP TIMES DELETED DUE TO TRACK LIMITS

Published at: .....

Track Status: **DRY**

Stewards:
Jan DHONDT Guy DAUBRIE Peter GEENS

Timekeeper:
Mario ESTÉBANEZ

ROADBOOK MOTOR CLASSIC
www.spasixhours.com
contact@roadbook.net

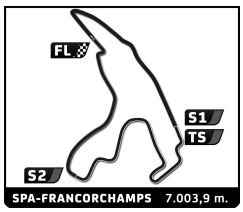

3-ACNN SERIES 1

SUPER SPA

Qualifying

Best Sector Times

	Sector 1		Sector 2		Sector 3							
	No	Driver	Time	No	Driver	Time	No	Driver	Time	No	Team	Class	Ideal Lap	Best Lap	
1	2	M.HARTJES	43.040	224	T.WESSELING	1:09.767	35	J.VERHOEVEN	39.156	1	69	DTC-GT	2:32.671	2:33.080	(1)
2	69	S.KERIC	43.221	69	S.KERIC	1:10.192	2	M.HARTJES	39.242	2	224	DTC-GT	2:32.765	2:33.258	(2)
3	224	T.WESSELING	43.579	35	J.VERHOEVEN	1:10.531	69	S.KERIC	39.258	3	35	DTC-GT	2:33.361	2:33.666	(3)
4	35	J.VERHOEVEN	43.674	2	M.HARTJES	1:11.116	224	T.WESSELING	39.419	4	2	DTC-GT	2:33.398	2:33.719	(4)
5	82	H.KERIC	43.730	82	H.KERIC	1:11.751	82	H.KERIC	39.757	5	82	DTC-GT	2:35.238	2:35.406	(5)
6	223	P.LEFEVERE	45.077	42	P.TERLOUW	1:12.138	42	P.TERLOUW	39.836	6	42	DTC-GT	2:37.847	2:38.456	(6)
7	180	D.STEENTJES	45.468	498	P.DE JONG	1:12.671	269	M.VAN DER VEEN	40.796	7	223	DTC-GT	2:39.095	2:39.507	(7)
8	42	P.TERLOUW	45.873	269	M.VAN DER VEEN	1:12.715	180	D.STEENTJES	41.081	8	269	DTC-1	2:40.042	2:40.158	(8)
9	269	M.VAN DER VEEN	46.531	223	P.LEFEVERE	1:12.847	223	P.LEFEVERE	41.171	9	180	DTC-GT	2:41.116	2:41.476	(9)
10	84	S.MATHIEU	46.983	481	L.BLAAK	1:13.769	498	P.DE JONG	41.486	10	498	DTC-1	2:41.381	2:42.735	(10)
11	498	P.DE JONG	47.224	411	M.WIERINGA	1:14.034	481	L.BLAAK	42.469	11	481	DTC-1	2:43.642	2:44.635	(11)
12	481	L.BLAAK	47.404	180	D.STEENTJES	1:14.567	411	M.WIERINGA	42.600	12	411	DTC-1	2:44.179	2:44.659	(12)
13	411	M.WIERINGA	47.545	92	S.STIKSMA	1:15.468	84	S.MATHIEU	43.140	13	84	DTC-GT	2:47.720	2:49.715	(14)
14	94	M.VAN DER LIP	48.076	88	R.JAGER	1:16.092	94	M.VAN DER LIP	43.145	14	92	330i	2:48.783	2:48.783	(13)
15	7	R.VAN SIKKELERUS	48.773	27	M.VAN DAM	1:16.607	92	S.STIKSMA	43.587	15	7	DTC-2	2:49.664	2:51.138	(18)
16	27	M.VAN DAM	49.598	43	A.BAKKER	1:16.734	27	M.VAN DAM	43.908	16	94	DTC-1	2:49.954	2:50.119	(15)
17	92	S.STIKSMA	49.728	7	R.VAN SIKKELERUS	1:16.833	7	R.VAN SIKKELERUS	44.058	17	27	330i	2:50.113	2:50.683	(17)
18	79	D.VAN DER WEE	49.869	96	M.HOVENGA	1:17.379	88	R.JAGER	44.112	18	88	330i	2:50.227	2:50.477	(16)
19	88	R.JAGER	50.023	24	H.VAN NORDEN	1:17.474	49	M.ALDEWERELD	44.223	19	43	330i	2:51.294	2:51.850	(19)
20	43	A.BAKKER	50.167	84	S.MATHIEU	1:17.597	96	M.HOVENGA	44.374	20	96	330i	2:52.827	2:53.023	(20)
21	49	M.ALDEWERELD	50.779	38	C.CASPERS	1:17.755	43	A.BAKKER	44.393	21	49	330i	2:52.843	2:53.298	(21)
22	24	H.VAN NORDEN	50.962	49	M.ALDEWERELD	1:17.841	38	C.CASPERS	44.663	22	24	330i	2:53.307	2:53.669	(23)
23	96	M.HOVENGA	51.074	94	M.VAN DER LIP	1:18.733	24	H.VAN NORDEN	44.871	23	38	330i	2:53.516	2:53.644	(22)
24	38	C.CASPERS	51.098	79	D.VAN DER WEE	1:19.532	79	D.VAN DER WEE	45.114	24	79	DTC-3	2:54.515	2:55.112	(24)
25	234	M.ARREFFAG	51.223	46	D.HUTTEN	1:19.965	46	D.HUTTEN	46.030	25	46	DTC-4	2:58.507	3:00.391	(27)
26	124	H.MAAS	52.209	124	H.MAAS	1:20.700	124	H.MAAS	46.110	26	124	DTC-2	2:59.019	2:59.019	(25)
27	46	D.HUTTEN	52.512	234	M.ARREFFAG	1:21.783	234	M.ARREFFAG	46.322	27	234	DTC-1	2:59.328	2:59.328	(26)
28	11	A.DAMMINGA	53.867	23	R.VAN HIERDEN	1:22.169	11	A.DAMMINGA	47.298	28	11	330i	3:03.750	3:03.750	(28)
29	23	R.VAN HIERDEN	54.734	11	A.DAMMINGA	1:22.585	23	R.VAN HIERDEN	47.629	29	23	DTC-4	3:04.532	3:05.220	(29)
30	10	A.DAMMINGA	55.612	10	A.DAMMINGA	1:25.356	10	A.DAMMINGA	49.772	30	10	330i	3:10.740	3:12.107	(30)
31	113	F.ROSENKAMP	59.400	113	F.ROSENKAMP	1:26.787	113	F.ROSENKAMP	51.103	31	113	DTC-3	3:17.290		

ROADBOOK MOTOR CLASSIC
www.spasixhours.com
contact@roadbook.net

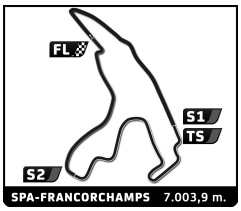

3-ACNN SERIES 1

SUPER SPA

Qualifying

Best Top Speed

Team	Car	Class	Top Speed Driver	Top 1 Kph	Top 1 Lap	Top 2 Kph	Top 2 Lap	Top 3 Kph	Top 3 Lap	Top 4 Kph	Top 4 Lap	Top 5 Kph	Top 5 Lap	Avg
82	BMW M4 GT4	DTC-GT	H. KERIC	249.4	9	247.1	4	246.6	5	246.6	8	241.1	6	246,2
224	BMW M4 GT4	DTC-GT	T. WESSELING	246.6	8	246.6	9	246.0	4	245.5	7	244.9	5	245,9
69	BMW M2 CS Racing	DTC-GT	S. KERIC	245.5	7	244.3	5	243.8	3	237.9	2	232.3	6	240,8
35	BMW M2 CS Racing	DTC-GT	J. VERHOEVEN	244.9	3	244.9	7	244.3	4	243.2	6	223.6	2	240,2
180	BMW M2 CS Racing	DTC-GT	D. STEENTJES	236.8	5	235.8	4	235.8	7	234.3	6	230.8	2	234,7
223	BMW M240i	DTC-GT	P. LEFEVERE	233.3	8	233.3	9	229.3	6	228.8	5	226.9	3	230,3
2	DNRT V8	DTC-GT	M. HARTJES	230.8	9	220.9	5	220.4	4	219.5	7	216.4	8	221,6
42	CUPRA TCR	DTC-GT	P. TERLOUW	224.5	6	224.5	8	224.1	2	224.1	4	223.1	5	224,1
269	BMW E92 M3 GTR	DTC-1	M. VAN DER VEEN	223.6	9	221.8	8	220.9	7	219.5	3	218.6	5	220,9
94	BMW E36 M3	DTC-1	M. VAN DER LIP	218.6	2	211.8	3	206.9	5	203.8	4	151.0	6	198,4
234	CUPRA TCR	DTC-1	M. ARREFFAG	218.6	2	160.5	1	113.6	3	79.9	4			143,2
79	HYUNDAI 130N Performance	DTC-3	D. VAN DER	213.4	3	211.4	4	207.7	7	207.3	8	206.9	2	209,3
92	BMW E90 330i cup	330i	S. STIKSMA	211.8	2	211.4	6	210.5	3	194.9	5	170.3	4	199,8
27	BMW E90 330i cup	330i	M. VAN DAM	211.4	8	208.9	4	208.9	7	208.5	2	206.1	5	208,8
481	ZILHOUETTE 3.0 sport	DTC-1	L. BLAAK	210.9	8	204.9	4	202.6	5	202.6	6	201.9	3	204,6
411	ZILHOUETTE 3.0 GTR	DTC-1	M. WIERINGA	210.1	8	205.7	5	204.2	6	199.6	3	194.2	4	202,8
88	BMW E90 330i cup	330i	R. JAGER	209.7	3	208.5	6	207.3	2	206.9	8	206.5	7	207,8
49	BMW E90 330i cup	330i	M.	206.5	2	206.5	4	206.5	8	204.5	3	198.2	5	204,4
38	BMW E90 330i cup	330i	C. CASPERS	206.1	5	205.7	6	198.9	3	197.1	4	192.5	2	200,1
43	BMW E90 330i cup	330i	A. BAKKER	206.1	3	206.1	4	202.2	6	198.9	2	198.9	5	202,4
498	ZILHOUETTE 3.0	DTC-1	P. DE JONG	205.7	5	204.5	4	203.4	8	203.0	7	201.5	3	203,6
24	BMW E90 330i cup	330i	H. VAN NORDEN	205.3	6	205.3	8	204.9	5	204.2	4	203.8	3	204,7
84	996 GT3 Cup	DTC-GT	S. MATHIEU	204.5	3	200.0	4	197.4	5	194.2	6	191.2	2	197,5
96	BMW E90 330i cup	330i	M. HOVENGA	202.2	4	201.9	5	201.5	6	199.6	8	197.8	2	200,6
46	BMW E87 123D	DTC-4	D. HUTTEN	194.2	4	192.2	5	188.2	3	186.5	2	186.5	7	189,5
11	BMW E90 330i cup	330i	A. DAMMINGA	190.1	7	179.4	3	165.4	4	121.3	1			164,1
23	BMW E36	DTC-4	R. VAN	189.5	7	187.5	6	187.2	5	187.2	8	185.9	4	187,5
124	DW-16	DTC-2	H. MAAS	189.5	4	188.2	3	187.2	7	185.9	8	184.6	5	187,1
7	WESTFIELD	DTC-2	R. VAN SIKKELERUS	185.2	8	183.4	3	180.9	6	176.5	2	174.2	5	180,0
10	BMW E90 330i cup	330i	A. DAMMINGA	169.8	5	169.5	7	169.3	4	167.4	2	159.1	3	167,0
113	BMW E36 328	DTC-3	F. ROSENKAMP	164.4	1									164,4
206	VOLVO S60	DTC-1												
246	AUDI TCR RS3	DTC-1												
488	BMW E46 M3	DTC-3												

ROADBOOK MOTOR CLASSIC
www.spasixhours.com
contact@roadbook.net

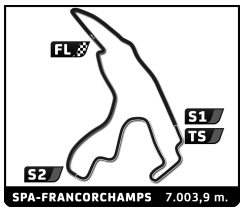

3-ACNN SERIES 1

SUPER SPA

Qualifying

Fastest Lap Sequence

Elapsed	No	Team	Car	Class	Driver	Time	Kph	Lap
5:59.892	69		BMW M2 CS Racing	DTC-GT	Semo KERIC	**2:40.396**	157.2	2
8:33.192	69		BMW M2 CS Racing	DTC-GT	Semo KERIC	**2:33.300**	164.5	3
20:10.564	69		BMW M2 CS Racing	DTC-GT	Semo KERIC	**2:33.080**	164.7	7

ROADBOOK
MOTOR CLASSIC
www.spasixhours.com
contact@roadbook.net

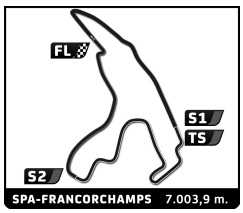

3-ACNN SERIES 1
SUPER SPA
Qualifying
Sector Analysis

__ Invalidated Lap Personal Best Session Best **B** Crossing the pit lane

2 — 1.Martijn HARTJES — DNRT V8 — DTC-GT

Lap	D	Time	Sector 1	Sector 2	Sector 3	T.Spd	Elapsed
1	1	4:14.541	1:58.263	1:30.653	45.625	130.3	4:14.541
2	1	2:48.248	49.580	1:17.592	41.076	201.1	7:02.789
3	1	2:42.691	45.154	1:15.191	42.346	213.4	9:45.480
4	1	2:35.691	43.961	1:12.297	39.433	220.4	12:21.171
5	1	2:34.268	43.175	1:11.851	39.242	220.9	14:55.439
6	1	2:39.638	43.682	1:15.647	40.309	186.9	17:35.077
7	1	2:36.444	43.318	1:12.586	40.540	219.5	20:11.521
8	1	2:36.931	43.061	1:11.875	41.995	216.4	22:48.452
9	1	2:33.719	43.040	1:11.116	39.563	230.8	25:22.171

7 — 1.Richard VAN SIKKELERUS — WESTFIELD — DTC-2

Lap	D	Time	Sector 1	Sector 2	Sector 3	T.Spd	Elapsed
1	1	4:18.213	1:56.643	1:31.420	50.150	126.2	4:18.213
2	1	3:04.773	54.661	1:22.099	48.013	176.5	7:22.986
3	1	2:59.727	51.796	1:20.741	47.190	183.4	10:22.713
4	1	3:00.391	52.604	1:20.327	47.460	161.4	13:23.104
5	1	2:58.294	51.697	1:20.029	46.568	174.2	16:21.398
6	1	2:57.241	52.158	1:19.123	45.960	180.9	19:18.639
7	1	3:00.704	51.348	1:25.298	44.058	158.4	22:19.343
8	1	2:51.138	48.773	1:16.833	45.532	185.2	25:10.481

10 — 1.Arjen DAMMINGA 2.Erik WIERINGA — BMW E90 330i cup — 330i

Lap	D	Time	Sector 1	Sector 2	Sector 3	T.Spd	Elapsed
1	1	4:26.417	1:57.243	1:35.221	53.953	120.5	4:26.417
2	1	3:20.674	58.877	1:31.303	50.494	167.4	7:47.091
3	1	3:14.404	56.561	1:27.915	49.928	159.1	11:01.495
4	1	3:28.169 B	56.054	1:27.673	1:04.442	169.3	14:29.664
5	1	4:08.179	1:51.500	1:26.907	49.772	169.8	18:37.843
6	1	3:17.592	57.941	1:29.823	49.828	127.1	21:55.435
7	1	3:12.107	55.612	1:25.356	51.139	169.5	25:07.542

11 — 1.Arjen DAMMINGA 2.Erik WIERINGA — BMW E90 330i cup — 330i

Lap	D	Time	Sector 1	Sector 2	Sector 3	T.Spd	Elapsed
1	1	4:13.855	1:53.287	1:31.723	48.845	121.3	4:13.855
2	1	3:05.202			48.457		7:19.057
3	1	3:10.655	56.673	1:24.367	49.615	179.4	10:29.712
4	1	3:36.560 B	56.875	1:27.060	1:12.625	165.4	14:06.272
5	1	3:45.409			49.368		17:51.681
6	1	3:05.628			48.343		20:57.309
7	1	3:03.750	53.867	1:22.585	47.298	190.1	24:01.059

23 — 1.Roland VAN HIERDEN — BMW E36 — DTC-4

Lap	D	Time	Sector 1	Sector 2	Sector 3	T.Spd	Elapsed
1	1	4:22.067	1:50.753	1:36.980	54.334	115.5	4:22.067
2	1	3:19.318	1:01.755	1:27.794	49.769	176.2	7:41.385
3	1	3:08.974	56.478	1:23.355	49.141	184.9	10:50.359
4	1	3:08.659	55.706	1:23.830	49.123	185.9	13:59.018
5	1	3:07.093	55.417	1:23.224	48.452	187.2	17:06.111
6	1	3:05.220	54.890	1:22.701	47.629	187.5	20:11.331
7	1	3:07.398	54.734	1:23.256	49.408	189.5	23:18.729
8	1	3:09.619	55.088	1:22.169	52.362	187.2	26:28.348

24 — 1.Hendri VAN NORDEN — BMW E90 330i cup — 330i

Lap	D	Time	Sector 1	Sector 2	Sector 3	T.Spd	Elapsed
1	1	3:41.373	1:24.120	1:28.074	49.179	161.4	3:41.373
2	1	2:59.117	54.302	1:19.397	45.418	192.5	6:40.490
3	1	2:54.323	51.455	1:17.485	45.383	203.8	9:34.813
4	1	2:53.669	51.153	1:17.645	44.871	204.2	12:28.482
5	1	2:53.890	51.306	1:17.474	45.110	204.9	15:22.372
6	1	3:03.917 B	50.962	1:17.757	55.198	205.3	18:26.289
7	1	3:42.902	1:37.248	1:19.787	45.867	172.2	22:09.191
8	1	2:58.479	50.845	1:17.956	49.678	205.3	25:07.670

27 — 1.Martijn VAN DAM 2.Bas DE JONG — BMW E90 330i cup — 330i

Lap	D	Time	Sector 1	Sector 2	Sector 3	T.Spd	Elapsed
1	1	3:19.191	1:08.463	1:24.869	45.859	139.0	3:19.191
2	1	2:51.032	49.961	1:16.666	44.405	208.5	6:10.223
3	1	2:51.628	50.113	1:17.517	43.998	203.8	9:01.851
4	1	2:50.683	49.781	1:16.994	43.908	208.9	11:52.534
5	1	3:01.457 B	50.162	1:16.607	54.688	206.1	14:53.991
6	1	4:29.500	2:23.957	1:17.486	48.057	203.8	19:23.491
7	1	2:53.150	49.598	1:18.233	45.319	208.9	22:16.641
8	1	2:51.399	49.513	1:16.656	45.230	211.4	25:08.040

35 — 1.Jean-Pierre VERHOEVEN 3.Jay VERHOEVEN 2.Jaxon VERHOEVEN — BMW M2 CS Racing — DTC-GT

Lap	D	Time	Sector 1	Sector 2	Sector 3	T.Spd	Elapsed
1	1	3:20.718	1:13.107	1:25.275	42.336	149.4	3:20.718
2	1	2:41.241	45.256	1:14.261	41.724	223.6	6:01.959
3	1	2:33.846	44.024	1:10.666	39.156	244.9	8:35.805
4	1	2:33.715	43.723	1:10.531	39.461	244.3	11:09.520
5	1	2:59.810	47.269	1:16.792	55.749	217.7	14:09.330
6	1	2:34.296	43.883	1:11.025	39.388	243.2	16:43.626
7	1	2:33.666	43.674	1:10.765	39.227	244.9	19:17.292
8	1	2:47.110 B	44.719	1:13.395	48.996	212.2	22:04.402
9	1	4:45.982 B	2:21.906	1:17.080	1:06.996	198.9	26:50.384

38 — 1.Coen CASPERS 2.Hans LIJZENGA — BMW E90 330i cup — 330i

Lap	D	Time	Sector 1	Sector 2	Sector 3	T.Spd	Elapsed
1	1	4:13.202	1:55.117	1:28.845	49.240	122.6	4:13.202
2	1	3:10.528 B	54.065	1:20.634	55.829	192.5	7:23.730
3	1	4:28.071	2:21.487	1:20.917	45.667	198.9	11:51.801
4	1	2:53.644	51.098	1:17.755	44.791	197.1	14:45.445
5	1	2:54.472	51.227	1:18.242	45.003	206.1	17:39.917
6	1	2:53.825	51.112	1:18.050	44.663	205.7	20:33.742
7	1	3:04.710 B	52.642	1:19.156	52.912	189.8	23:38.452

42 — 1.Peter TERLOUW — CUPRA TCR — DTC-GT

Lap	D	Time	Sector 1	Sector 2	Sector 3	T.Spd	Elapsed
1	1	8:14.550	5:58.504	1:27.906	48.140	139.2	8:14.550
2	1	2:43.562	46.629	1:14.726	42.207	224.1	10:58.112
3	1	2:41.651	46.534	1:14.471	40.646	221.3	13:39.763

ROADBOOK MOTOR CLASSIC
www.spasixhours.com
contact@roadbook.net

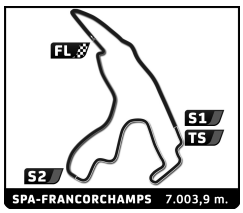

3-ACNN SERIES 1
SUPER SPA
Qualifying

Sector Analysis

__ Invalidated Lap Personal Best Session Best **B** Crossing the pit lane

43
1.Arnold BAKKER — BMW E90 330i cup, 330i

Lap	D	Time	Sector 1	Sector 2	Sector 3	T.Spd	Elapsed
4	1	2:40.236	46.494	1:12.456	41.286	224.1	16:19.999
5	1	2:39.658	46.424	1:12.726	40.508	223.1	18:59.657
6	1	2:38.584	45.873	1:12.875	39.836	224.5	21:38.241
7	1	2:38.456	46.314	1:12.138	40.004	223.1	24:16.697
8	1	3:13.207 B	45.923	1:14.416	1:12.868	224.5	27:29.904
1	1	4:08.164	1:48.907	1:27.263	51.994	154.9	4:08.164
2	1	2:54.685	51.614	1:17.608	45.463	198.9	7:02.849
3	1	2:53.969	51.423	1:17.727	44.819	206.1	9:56.818
4	1	2:55.460	50.167	1:19.335	45.958	206.1	12:52.278
5	1	2:56.084	51.737	1:17.582	46.765	198.9	15:48.362
6	1	2:51.850	50.582	1:16.875	44.393	202.2	18:40.212
7	1	3:04.629	53.501	1:22.779	48.349	154.9	21:44.841

46
1.Dennis HUTTEN
2.Luca HUTTEN — BMW E87 123D, DTC-4

Lap	D	Time	Sector 1	Sector 2	Sector 3	T.Spd	Elapsed
1	1	3:45.318	1:27.351	1:29.320	48.647	140.4	3:45.318
2	1	3:03.326	54.348	1:20.986	47.992	186.5	6:48.644
3	1	3:04.050	54.185	1:21.531	48.334	188.2	9:52.694
4	1	3:00.391	53.171	1:21.190	46.030	194.2	12:53.085
5	1	3:05.999 B	52.512	1:19.965	53.522	192.2	15:59.084
6	1	4:40.064	2:28.346	1:24.117	47.601	185.2	20:39.148
7	1	3:04.317	53.408	1:22.976	47.933	186.5	23:43.465
8	1	3:37.453 B	54.678	1:22.455	1:20.320	184.0	27:20.918

49
1.Merijn ALDEWERELD — BMW E90 330i cup, 330i

Lap	D	Time	Sector 1	Sector 2	Sector 3	T.Spd	Elapsed
1	1	3:55.887	1:36.761	1:30.519	48.607	90.8	3:55.887
2	1	2:55.751	50.815	1:20.159	44.777	206.5	6:51.638
3	1	2:58.936	50.985	1:21.225	46.726	204.5	9:50.574
4	1	2:53.298	51.234	1:17.841	44.223	206.5	12:43.872
5	1	2:54.105	50.779	1:18.307	45.019	198.2	15:37.977
6	1	3:04.711 B	51.794	1:18.797	54.120	194.2	18:42.688
7	1	3:39.903	1:31.568	1:23.128	45.207	167.7	22:22.591
8	1	2:54.478	50.852	1:18.231	45.395	206.5	25:17.069

69
1.Semo KERIC — BMW M2 CS Racing, DTC-GT

Lap	D	Time	Sector 1	Sector 2	Sector 3	T.Spd	Elapsed
1	1	3:19.496	1:16.117	1:20.413	42.966	157.7	3:19.496
2	1	2:40.396	45.391	1:14.356	40.649	237.9	5:59.892
3	1	2:33.300	43.733	1:10.309	39.258	243.8	8:33.192
4	1	2:43.706	48.828	1:14.401	40.477	229.3	11:16.898
5	1	2:50.942 B	43.801	1:14.591	52.550	244.3	14:07.840
6	1	3:29.644	1:34.677	1:14.375	40.592	232.3	17:37.484
7	1	2:33.080	43.221	1:10.192	39.667	245.5	20:10.564
8	1	2:57.138 B	46.611	1:18.606	51.921	205.3	23:07.702

79
1.David VAN DER WEE
2.Jirry VAN VEEN — HYUNDAI 130N Performance, DTC-3

Lap	D	Time	Sector 1	Sector 2	Sector 3	T.Spd	Elapsed
1	1	4:32.467	2:03.784	1:36.035	52.648	128.4	4:32.467
2	1	2:55.807	49.869	1:20.636	45.302	206.9	7:28.274
3	1	2:55.112	50.466	1:19.532	45.114	213.4	10:23.386
4	1	3:11.431 B	51.326	1:20.387	59.718	211.4	13:34.817
5	1	4:56.386	2:44.436	1:25.442	46.508	199.3	18:31.203
6	1	3:04.927	53.876	1:24.413	46.638	177.6	21:36.130
7	1	3:00.034	51.754	1:21.428	46.852	207.7	24:36.164
8	1	4:01.253 B	51.559	1:37.629	1:32.065	207.3	28:37.417

82
1.Haso KERIC — BMW M4 GT4, DTC-GT

Lap	D	Time	Sector 1	Sector 2	Sector 3	T.Spd	Elapsed
1	1	3:28.538	1:17.410	1:26.487	44.641	176.8	3:28.538
2	1	2:46.315	47.229	1:17.755	41.331	213.4	6:14.853
3	1	2:38.734	44.599	1:14.151	39.984	233.8	8:53.587
4	1	2:35.532	43.800	1:11.975	39.757	247.1	11:29.119
5	1	2:37.145	43.952	1:12.544	40.649	246.6	14:06.264
6	1	2:51.136 B	44.947	1:15.306	50.883	241.1	16:57.400
7	1	3:17.442	1:23.978	1:13.509	39.955	203.0	20:14.842
8	1	2:35.406	43.730	1:11.751	39.925	246.6	22:50.248
9	1	2:36.597	43.285	1:11.887	41.425	249.4	25:26.845

84
1.Sébastien MATHIEU
2.Philippe SMANIOTTO — 996 GT3 Cup, DTC-GT

Lap	D	Time	Sector 1	Sector 2	Sector 3	T.Spd	Elapsed
1	1	4:36.889	2:06.947	1:39.398	50.544	131.1	4:36.889
2	1	2:56.850	50.071	1:23.574	43.205	191.2	7:33.739
3	1	2:49.715	48.029	1:18.257	43.429	204.5	10:23.454
4	1	2:49.123	47.816	1:17.734	43.573	200.0	13:12.577
5	1	2:49.728	48.987	1:17.597	43.144	197.4	16:02.305
6	1	3:08.033 B	48.801	1:19.952	59.280	194.2	19:10.338
7	1	5:46.529	3:42.612	1:20.777	43.140	177.3	24:56.867

88
1.Remon JAGER — BMW E90 330i cup, 330i

Lap	D	Time	Sector 1	Sector 2	Sector 3	T.Spd	Elapsed
1	1	3:53.172	1:35.668	1:29.699	47.805	97.1	3:53.172
2	1	3:12.989	50.358	1:28.528	54.103	207.3	7:06.161
3	1	2:51.345	50.023	1:16.879	44.443	209.7	9:57.506
4	1	3:20.803	1:06.451	1:23.830	50.522	159.1	13:18.309
5	1	2:59.452	50.932	1:20.318	48.202	203.8	16:17.761
6	1	2:50.477	50.273	1:16.092	44.112	208.5	19:08.238
7	1	3:26.166	50.217	1:44.216	51.733	206.5	22:34.404
8	1	2:52.968	50.281	1:16.377	46.310	206.9	25:27.372

92
1.Sjoerd STIKSMA
2.Jasper STIKSMA — BMW E90 330i cup, 330i

Lap	D	Time	Sector 1	Sector 2	Sector 3	T.Spd	Elapsed
1	1	3:55.243	1:37.666	1:30.844	46.733	98.8	3:55.243
2	1	2:50.918	49.743	1:16.864	44.311	211.8	6:46.161
3	1	2:48.783	49.728	1:15.468	43.587	210.5	9:34.944
4	1	3:24.330 B	58.057	1:25.467	1:00.806	170.3	12:59.274
5	1	4:42.155	2:33.010	1:21.642	47.503	194.9	17:41.429
6	1	3:06.720 B	50.311	1:18.616	57.793	211.4	20:48.149

94
1.Marcel VAN DER LIP — BMW E36 M3, DTC-1

ROADBOOK MOTOR CLASSIC
www.spasixhours.com
contact@roadbook.net

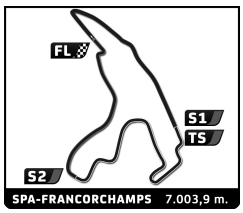

3-ACNN SERIES 1
SUPER SPA
Qualifying
Sector Analysis

__ Invalidated Lap Personal Best Session Best **B** Crossing the pit lane

96 — 1.Mathijs HOVENGA — BMW E90 330i cup 330i

Lap	D	Time	Sector 1	Sector 2	Sector 3	T.Spd	Elapsed
1	1	3:57.575	1:40.082	1:29.988	47.505	143.2	3:57.575
2	1	2:52.041	48.805	1:19.935	43.301	218.6	6:49.616
3	1	2:57.188	48.735	1:23.619	44.834	211.8	9:46.804
4	1	2:50.119	48.241	1:18.733	43.145	203.8	12:36.923
5	1	2:50.724	48.076	1:19.241	43.407	206.9	15:27.647
6	1	3:33.795 B	1:00.715	1:32.229	1:00.851	151.0	19:01.442

96 — 1.Mathijs HOVENGA — BMW E90 330i cup 330i

Lap	D	Time	Sector 1	Sector 2	Sector 3	T.Spd	Elapsed
1	1	3:58.077	1:41.814	1:29.757	46.506	112.4	3:58.077
2	1	2:57.548	52.940	1:19.167	45.441	197.8	6:55.625
3	1	2:57.390	52.009	1:20.439	44.942	196.0	9:53.015
4	1	2:56.084	51.574	1:20.136	44.374	202.2	12:49.099
5	1	2:53.645	51.433	1:17.434	44.778	201.9	15:42.744
6	1	2:53.023	51.074	1:17.379	44.570	201.5	18:35.767
7	1	3:10.581 B	53.450	1:21.391	55.740	152.5	21:46.348
8	1	3:48.833	1:34.056	1:27.812	46.965	199.6	25:35.181

113 — 1.Folkert ROSENKAMP — BMW E36 328 DTC-3

Lap	D	Time	Sector 1	Sector 2	Sector 3	T.Spd	Elapsed
1	1	3:40.099	1:22.209	1:26.787	51.103	164.4	3:40.099

124 — 1.Henk MAAS — DW-16 DTC-2

Lap	D	Time	Sector 1	Sector 2	Sector 3	T.Spd	Elapsed
1	1	3:40.890	1:17.221	1:30.809	52.860	148.6	3:40.890
2	1	3:06.386	54.939	1:24.012	47.435	174.2	6:47.276
3	1	3:03.992	53.865	1:21.933	48.194	188.2	9:51.268
4	1	3:00.633	52.769	1:21.710	46.154	189.5	12:51.901
5	1	2:59.019	52.209	1:20.700	46.110	184.6	15:50.920
6	1	3:14.035 B	53.144	1:22.010	58.881	175.9	19:04.955
7	1	4:09.259	1:59.574	1:21.726	47.959	187.2	23:14.214
8	1	3:10.787	52.404	1:21.426	56.957	185.9	26:25.001

180 — 1.Daaf STEENTJES — BMW M2 CS Racing DTC-GT

Lap	D	Time	Sector 1	Sector 2	Sector 3	T.Spd	Elapsed
1	1	5:09.722	2:58.337	1:25.288	46.097	163.6	5:09.722
2	1	2:48.592	46.787	1:18.755	43.050	230.8	7:58.314
3	1	2:46.012	45.843	1:17.396	42.773	230.8	10:44.326
4	1	2:42.980	45.913	1:15.986	41.081	235.8	13:27.306
5	1	2:41.476	45.540	1:14.567	41.369	236.8	16:08.782
6	1	2:42.437	45.639	1:14.568	42.230	234.3	18:51.219
7	1	2:57.130 B	45.468	1:16.647	55.015	235.8	21:48.349
8	1	3:42.273	1:38.424	1:17.864	45.985	230.3	25:30.622

223 — 1.Pieter-Jan LEFEVERE — BMW M240i DTC-GT

Lap	D	Time	Sector 1	Sector 2	Sector 3	T.Spd	Elapsed
1	1	3:27.153	1:07.343	1:32.121	47.689	146.9	3:27.153
2	1	2:52.829	47.904	1:21.607	43.318	196.0	6:19.982
3	1	2:43.372	46.024	1:16.096	41.252	226.9	9:03.354
4	1	2:43.009	46.447	1:15.150	41.412	224.5	11:46.363
5	1	2:39.714	45.243	1:13.300	41.171	228.8	14:26.077
6	1	2:39.856	45.550	1:12.847	41.459	229.3	17:05.933
7	1	2:41.859	45.569	1:13.980	42.310	210.5	19:47.792
8	1	2:39.507	45.077	1:13.190	41.240	233.3	22:27.299
9	1	2:57.782 B	45.415	1:15.768	56.599	233.3	25:25.081

224 — 1.Thijs WESSELING — BMW M4 GT4 DTC-GT

Lap	D	Time	Sector 1	Sector 2	Sector 3	T.Spd	Elapsed
1	1	3:17.915	1:05.902	1:26.046	45.967	156.1	3:17.915
2	1	2:56.136	46.972	1:23.467	45.697	202.2	6:14.051
3	1	2:36.944	44.996	1:11.998	39.950	243.2	8:50.995
4	1	2:33.566	43.934	1:10.213	39.419	246.0	11:24.561
5	1	2:48.302 B	44.362	1:11.041	52.899	244.9	14:12.863
6	1	3:47.112	1:56.943	1:10.414	39.755	239.5	17:59.975
7	1	2:33.662	43.711	1:09.893	40.058	245.5	20:33.637
8	1	2:34.395	43.661	1:10.590	40.144	246.6	23:08.032
9	1	2:33.258	43.579	1:09.767	39.912	246.6	25:41.290

234 — 1.Mounir ARREFFAG, 2.Hassan ARREFFAG — CUPRA TCR DTC-1

Lap	D	Time	Sector 1	Sector 2	Sector 3	T.Spd	Elapsed
1	1	7:33.511	5:13.620	1:31.706	48.185	160.5	7:33.511
2	1	2:59.328	51.223	1:21.783	46.322	218.6	10:32.839
3	1	4:29.247 B	1:04.086	2:04.272	1:20.889	113.6	15:02.086
4	1	8:30.016 B	4:20.846	2:40.484	1:28.686	79.9	23:32.102

269 — 1.Mark VAN DER VEEN, 2.Martin GROOTEN — BMW E92 M3 GTR DTC-1

Lap	D	Time	Sector 1	Sector 2	Sector 3	T.Spd	Elapsed
1	1	3:28.841	1:18.455	1:26.089	44.297	171.4	3:28.841
2	1	2:46.892	48.150	1:17.021	41.721	210.5	6:15.733
3	1	2:43.715	46.979	1:14.361	42.375	219.5	8:59.448
4	1	2:43.412	47.010	1:14.766	41.636	216.0	11:42.860
5	1	2:42.139	46.766	1:13.823	41.550	218.6	14:24.999
6	1	2:42.093	46.936	1:13.593	41.564	208.9	17:07.092
7	1	2:41.148	46.531	1:12.983	41.634	220.9	19:48.240
8	1	2:40.158	46.647	1:12.715	40.796	221.8	22:28.398
9	1	2:43.135	46.171	1:12.984	43.980	223.6	25:11.533

411 — 1.Mark WIERINGA — ZILHOUETTE 3.0 GTR DTC-1

Lap	D	Time	Sector 1	Sector 2	Sector 3	T.Spd	Elapsed
1	1	4:10.298	1:49.846	1:31.037	49.415	138.8	4:10.298
2	1	2:58.172	50.550	1:23.123	44.499	192.5	7:08.470
3	1	2:49.591	48.425	1:17.531	43.635	199.6	9:58.061
4	1	2:48.480	48.225	1:16.885	43.370	194.2	12:46.541
5	1	2:44.864	47.961	1:14.303	42.600	205.7	15:31.405
6	1	2:55.735 B	47.995	1:15.072	52.668	204.2	18:27.140
7	1	3:50.096	1:46.796	1:19.899	43.401	184.0	22:17.236
8	1	2:44.659	47.545	1:14.034	43.080	210.1	25:01.895

481 — 1.Lars BLAAK — ZILHOUETTE 3.0 sport DTC-1

Lap	D	Time	Sector 1	Sector 2	Sector 3	T.Spd	Elapsed
1	1	4:22.730	2:01.765	1:31.572	49.393	144.6	4:22.730
2	1	2:58.373	52.830	1:21.005	44.538	191.2	7:21.103
3	1	2:57.566 B	50.374	1:16.599	50.593	201.9	10:18.669
4	1	3:57.494	1:57.638	1:15.479	44.377	204.9	14:16.163

ROADBOOK MOTOR CLASSIC
www.spasixhours.com
contact@roadbook.net

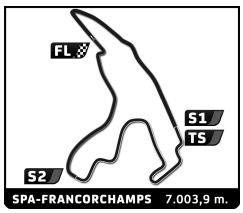

3-ACNN SERIES 1

SUPER SPA

Qualifying

Sector Analysis

__ Invalidated Lap Personal Best Session Best **B** Crossing the pit lane

Lap	D	Time	Sector 1	Sector 2	Sector 3	T.Spd	Elapsed	Lap	D	Time	Sector 1	Sector 2	Sector 3	T.Spd	Elapsed
5	1	2:46.078	49.279	1:14.522	42.277	202.6	17:02.241								
6	1	2:44.635	48.397	1:13.769	42.469	202.6	19:46.876								
7	1	2:51.436	51.286	1:16.767	43.383	197.1	22:38.312								
8	1	2:46.654	47.404	1:15.826	43.424	210.9	25:24.966								

498 1.Pieter DE JONG
2.Jack HOEKSTRA

ZILHOUETTE 3.0
DTC-1

Lap	D	Time	Sector 1	Sector 2	Sector 3	T.Spd	Elapsed	Lap	D	Time	Sector 1	Sector 2	Sector 3	T.Spd	Elapsed
1	1	4:10.855	1:54.283	1:27.174	49.398	125.4	4:10.855								
2	1	2:52.554	50.357	1:18.912	43.285	180.0	7:03.409								
3	1	2:47.781	49.794	1:15.666	42.321	201.5	9:51.190								
4	1	2:45.974	48.775	1:14.293	42.906	204.5	12:37.164								
5	1	3:00.176 **B**	48.411	1:19.338	52.427	205.7	15:37.340								
6	1	3:54.852	1:59.576	1:13.112	42.164	194.6	19:32.192								
7	1	2:42.880	47.649	1:13.745	41.486	203.0	22:15.072								
8	1	2:42.735	47.593	1:12.671	42.471	203.4	24:57.807								

ROADBOOK MOTOR CLASSIC
www.spasixhours.com
contact@roadbook.net

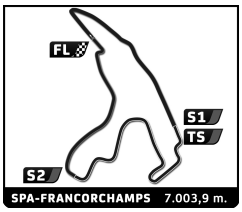

3-ACNN SERIES 1

SUPER SPA

Qualifying

Provisional Race Director Report

Hour	Flag	Message
12:38:06		SESSION WILL START AT 12.43
12:43:00	GF	PIT LANE OPENED
12:48:24	YF	YELLOW FLAG AT TURN 8
12:50:07		TRACK LIMIT - LAP TIME DELETED FOR CAR 49 - T 17
12:50:25	GF	GREEN FLAG
12:50:56		TRACK LIMIT - LAP TIME DELETED FOR CAR 898 - T 3
12:51:15		TRACK LIMIT - LAP TIME DELETED FOR CAR 498 - T 3 - CORRECTION
12:52:13		TRACK LIMIT - LAP TIME DELETED FOR CAR 27 - T 17
12:54:17		TRACK LIMIT - LAP TIME DELETED FOR CAR 84 - T 3
12:54:39		TRACK LIMIT - LAP TIME DELETED FOR CAR 42 - T 3
12:55:12		TRACK LIMIT - LAP TIME DELETED FOR CAR 234 - T 3
12:57:46		TRACK LIMIT - LAP TIME DELETED FOR CAR 481 - T 19
12:59:37		TRACK LIMIT - LAP TIME DELETED FOR CAR 124 - T 3
13:01:01		CAR 11 - CHECK TRANSPONDER
13:01:21		TRACK LIMIT - LAP TIME DELETED FOR CAR 82 - T 3
13:02:30		TRACK LIMIT - LAP TIME DELETED FOR CAR 10 - T 3
13:03:08		TRACK LIMIT - LAP TIME DELETED FOR CAR 234 - T 17
13:03:49		TRACK LIMIT - LAP TIME DELETED FOR CAR 46 - T 17
13:03:58		TRACK LIMIT - LAP TIME DELETED FOR CAR 2 - T 3
13:05:52		TRACK LIMIT - LAP TIME DELETED FOR CAR 24 - T 3
13:06:25		TRACK LIMIT - LAP TIME DELETED FOR CAR 27 - T 3
13:06:41		TRACK LIMIT - LAP TIME DELETED FOR CAR 82 - T 3
13:07:42	YF	YELLOW FLAG AT TURN 18
13:08:20		TRACK LIMIT - LAP TIME DELETED FOR CAR 269 - T 17
13:08:23	YF	DOUBLE YELLOW AT TURN 18
13:08:26	YF	DOUBLE YELLOW AT TURN 18 - YELLOW FLAG AT TURN 17
13:08:51	RF	RED FLAG
13:08:56		SESSION WILL NOT RESTART
13:10:30		DRIVER CAR 23 AND 124 REPORT IMMEDIATELY TO RC
13:11:48		NEXT SESSION WILL START AT 13.27

Published at: .....

Race Director:	Timekeeper:
Pierre-Louis DELETTRE	Mario ESTÉBANEZ

ROADBOOK MOTOR CLASSIC
www.spasixhours.com
contact@roadbook.net

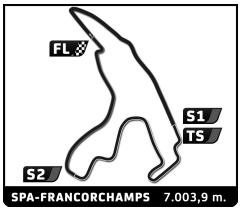

3-ACNN SERIES 1

SUPER SPA

Qualifying

Weather Report

Air Temperature

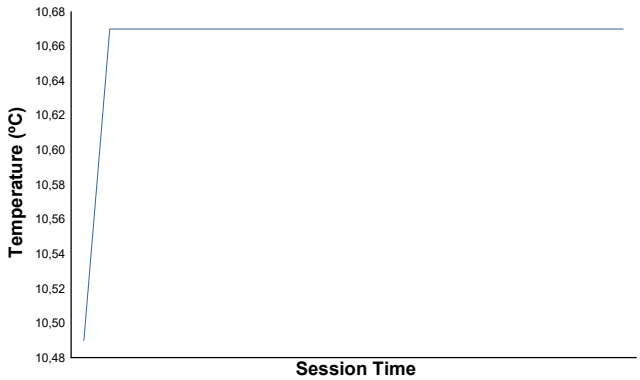

Track Temperature

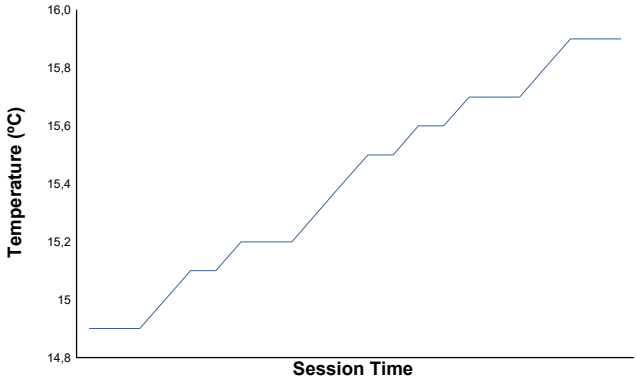

Humidity

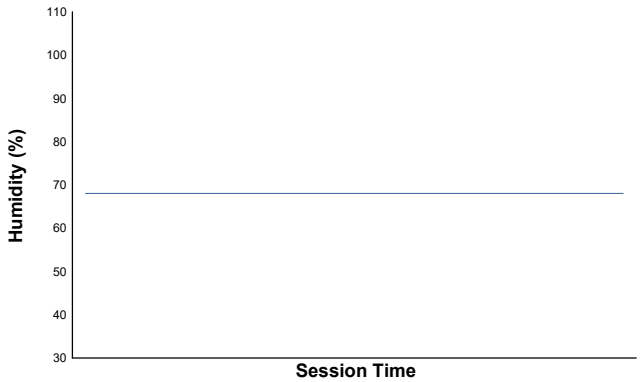

Pressure

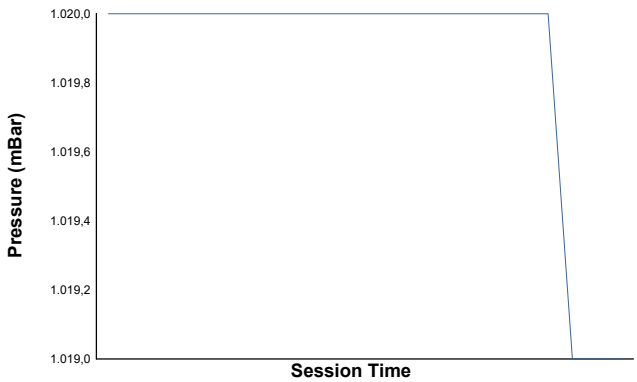

Wind Speed

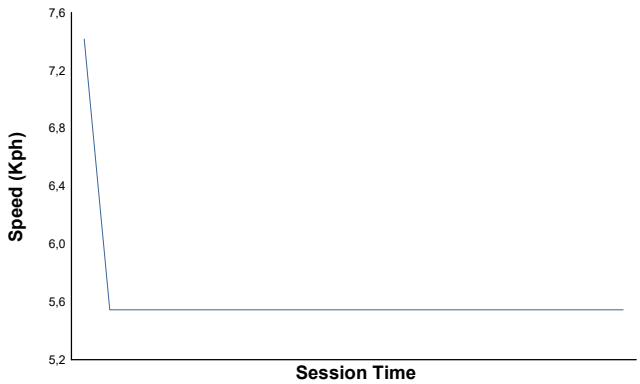

Wind Direction

North=0º/360º East=90º South=180º West=270º

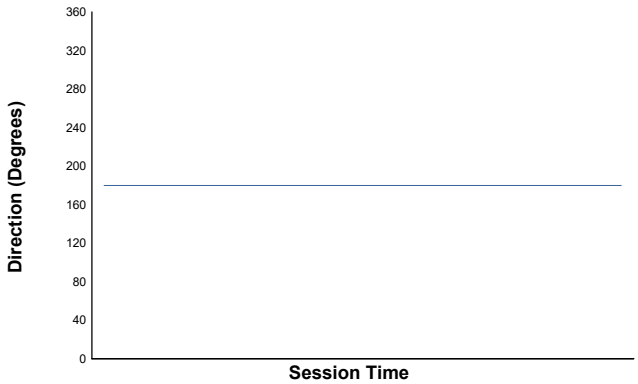

Track Status: **DRY**

ROADBOOK MOTOR CLASSIC
www.spasixhours.com
contact@roadbook.net

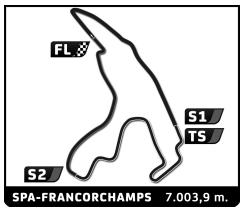

3-ACNN SERIES 1

SUPER SPA

Race 1 (1 Hour 1 Minute)

Final Starting Grid

Pieter VAN NOORDENNE	246	- 17 -	488	Dick VERHOEK	
Folkert ROSENKAMP	113	- 16 -	206	Johan HOOGEWERFF	
3:05.220 Roland VAN HIERDEN	23	- 15 -	10	Arjen DAMMINGA	3:12.107
3:00.391 Dennis HUTTEN	46	- 14 -	11	Arjen DAMMINGA	3:03.750
2:59.019 Henk MAAS	124	- 13 -	234	Mounir ARREFFAG	2:59.328
2:53.669 Hendri VAN NORDEN	24	- 12 -	79	David VAN DER WEE	2:55.112
2:53.298 Merijn ALDEWERELD	49	- 11 -	38	Coen CASPERS	2:53.644
2:51.850 Arnold BAKKER	43	- 10 -	96	Mathijs HOVENGA	2:53.023
2:50.683 Martijn VAN DAM	27	- 9 -	7	Richard VAN SIKKELERUS	2:51.138
2:50.119 Marcel VAN DER LIP	94	- 8 -	88	Remon JAGER	2:50.477
2:48.783 Sjoerd STIKSMA	92	- 7 -	84	Sébastien MATHIEU	2:49.715
2:44.635 Lars BLAAK	481	- 6 -	411	Mark WIERINGA	2:44.659
2:41.476 Daaf STEENTJES	180	- 5 -	498	Pieter DE JONG	2:42.735
2:39.507 Pieter-Jan LEFEVERE	223	- 4 -	269	Mark VAN DER VEEN	2:40.158
2:35.406 Haso KERIC	82	- 3 -	42	Peter TERLOUW	2:38.456
2:33.666 Jean-Pierre VERHOEVEN	35	- 2 -	2	Martijn HARTJES	2:33.719
2:33.080 Semo KERIC	69	- 1 -	224	Thijs WESSELING	2:33.258

Pole

Stewards:
Jan DHONDT Guy DAUBRIE Peter GEENS

Timekeeper:
Mario ESTÉBANEZ

ROADBOOK MOTOR CLASSIC
www.spasixhours.com
contact@roadbook.net

SUPER SPA

ACNN

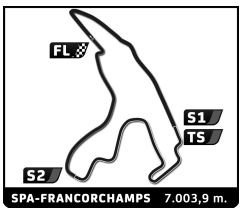

3-ACNN SERIES 1

SUPER SPA

Race 1 (1 Hour 1 Minute)

Amended

Final Classification

	No	Drivers	Team	Car	Cl.	Laps	Total Time	Gap	Kph	Lap	Best Lap Time	Kph
1	224	T. WESSELING		BMW M4 GT4	DTC-GT	23	**1:01:52.345**	-	156.1	6	**2:33.254**	164.5
2	82	H. KERIC		BMW M4 GT4	DTC-GT	23	**1:02:06.363**	+14.018	155.5	6	**2:35.460**	162.2
3	69	S. KERIC		BMW M2 CS Racing	DTC-GT	23	**1:02:16.615**	+24.270	155.1	4	**2:33.258**	164.5
4	2	M. HARTJES		DNRT V8	DTC-GT	23	**1:03:49.891**	+1:57.546	151.3	15	**2:32.038**	165.8
5	35	J. VERHOEVEN / J. VERHOEVEN / J. VERHOEVEN		BMW M2 CS Racing	DTC-GT	22	**1:02:14.314**	1 Lap	148.4	4	**2:33.346**	164.4
6	223	P. LEFEVERE		BMW M240i	DTC-GT	22	**1:02:54.372**	1 Lap	146.9	17	**2:41.302**	156.3
7	498	J. HOEKSTRA / P. DE JONG		ZILHOUETTE 3.0	DTC-1	22	**1:03:17.795**	1 Lap	145.9	16	**2:42.408**	155.3
8	481	L. BLAAK		ZILHOUETTE 3.0 sport	DTC-1	22	**1:03:18.353**	1 Lap	145.9	22	**2:43.068**	154.6
9	411	M. WIERINGA		ZILHOUETTE 3.0 GTR	DTC-1	22	**1:03:26.675**	1 Lap	145.6	19	**2:44.142**	153.6
10	269	M. VAN DER VEEN / M. GROOTEN		BMW E92 M3 GTR	DTC-1	22	**1:03:34.204**	1 Lap	145.3	18	**2:43.049**	154.6
11	84	S. MATHIEU / P. SMANIOTTO		996 GT3 Cup	DTC-GT	22	**1:03:35.154**	1 Lap	145.3	21	**2:38.234**	159.3
12	180	D. STEENTJES		BMW M2 CS Racing	DTC-GT	22	**1:03:58.561**	1 Lap	144.4	4	**2:42.909**	154.8
13	88	R. JAGER		BMW E90 330i cup	330i	21	**1:02:27.998**	2 Laps	141.2	18	**2:52.022**	146.6
14	49	M. ALDEWERELD		BMW E90 330i cup	330i	21	**1:03:21.055**	2 Laps	139.2	14	**2:53.178**	145.6
15	24	H. VAN NORDEN		BMW E90 330i cup	330i	21	**1:03:21.775**	2 Laps	139.2	14	**2:53.549**	145.3
16	96	M. HOVENGA		BMW E90 330i cup	330i	21	**1:03:25.942**	2 Laps	139.0	17	**2:52.569**	146.1
17	27	M. VAN DAM / B. DE JONG		BMW E90 330i cup	330i	21	**1:03:27.492**	2 Laps	139.0	11	**2:51.540**	147.0
18	38	C. CASPERS / H. LIJZENGA		BMW E90 330i cup	330i	21	**1:03:28.959**	2 Laps	138.9	16	**2:51.869**	146.7
19	94	M. VAN DER LIP		BMW E36 M3	DTC-1	21	**1:03:49.506**	2 Laps	138.2	18	**2:45.717**	152.2
20	92	S. STIKSMA / J. STIKSMA		BMW E90 330i cup	330i	20	**1:00:56.731**	3 Laps	137.8	6	**2:49.311**	148.9
21	246	P. VAN NOORDENNE / R. GIELLISE / R. VAN DER LINDE		AUDI TCR RS3	DTC-1	20	**1:02:02.031**	3 Laps	135.4	9	**2:41.971**	155.7
22	124	H. MAAS		DW-16	DTC-2	20	**1:03:04.011**	3 Laps	133.2	19	**2:56.446**	142.9
23	46	D. HUTTEN / L. HUTTEN		BMW E87 123D	DTC-4	20	**1:03:09.804**	3 Laps	132.9	16	**2:57.052**	142.4
24	11	A. DAMMINGA / E. WIERINGA		BMW E90 330i cup	330i	20	**1:03:33.123**	3 Laps	132.1	15	**2:56.138**	143.1
25	79	D. VAN DER WEE / J. VAN VEEN		HYUNDAI 130N Performance	DTC-3	19	**1:01:58.387**	4 Laps	128.7	6	**2:53.240**	145.5
26	7	R. VAN SIKKELERUS		WESTFIELD	DTC-2	15	**45:39.620**	8 Laps	137.9	5	**2:50.941**	147.5
27	42	P. TERLOUW		CUPRA TCR	DTC-GT	11	**31:57.439**	12 Laps	144.4	6	**2:39.290**	158.3
28	10	E. WIERINGA / A. DAMMINGA		BMW E90 330i cup	330i	9	**30:03.151**	14 Laps	125.6	6	**3:10.334**	132.5
29	23	R. VAN HIERDEN		BMW E36	DTC-4	7	**22:33.018**	16 Laps	130.1	7	**3:08.050**	134.1
30	43	A. BAKKER		BMW E90 330i cup	330i	5	**14:42.524**	18 Laps	142.4	5	**2:52.860**	145.9

Not Started

No	Drivers	Car	Cl.
234	M. ARREFFAG / H. ARREFFAG	CUPRA TCR	DTC-1
113	F. ROSENKAMP	BMW E36 328	DTC-3
206	J. HOOGEWERFF	VOLVO S60	DTC-1
488	D. VERHOEK / L. VAN WIJNGAARDEN	BMW E46 M3	DTC-3

Pole Position:		Semo KERIC	**2:33.080**	164.7 Kph
Fastest Lap:	Lap 15	Martijn HARTJES	**2:32.038**	165.8 Kph

CARS #27, #35, #38, #46, #79, #124, #411 & #481 - TIME PENALTY OF 5 SECONDS DUE TO TRACK LIMITS
CARS #2, #11, #94, #269 & #498 - TIME PENALTY OF 5 + 10 SECONDS DUE TO TRACK LIMITS
CAR #94 - DRIVE THROUGH CONVERTED TO 23.300 SECONDS TIME PENALTY - TRACK LIMITS
CAR #2 - TIME PENALTY OF 85 SECONDS - STEWARDS DECISION Nº 1

Published at: .....

Track Status: **DRY**

Stewards:
Jan DHONDT Guy DAUBRIE Peter GEENS

Timekeeper:
Mario ESTÉBANEZ

ROADBOOK MOTOR CLASSIC
www.spasixhours.com
contact@roadbook.net

SUPER SPA

ACNN

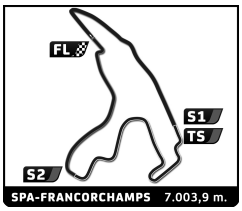

3-ACNN SERIES 1

SUPER SPA

Race 1 (1 Hour 1 Minute)

Amended

Final Classification by Class

	No	Drivers	Team	Car	Laps	Total Time	Gap	Kph	Lap	Best Lap Time	Kph
330i											
1	88	R. JAGER		BMW E90 330i cup	21	1:02:27.998		141.2	18	2:52.022	146.6
2	49	M. ALDEWERELD		BMW E90 330i cup	21	1:03:21.055	+53.057	139.2	14	2:53.178	145.6
3	24	H. VAN NORDEN		BMW E90 330i cup	21	1:03:21.775	+53.777	139.2	14	2:53.549	145.3
4	96	M. HOVENGA		BMW E90 330i cup	21	1:03:25.942	+57.944	139.0	17	2:52.569	146.1
5	27	M. VAN DAM / B. DE JONG		BMW E90 330i cup	21	1:03:27.492	+59.494	139.0	11	2:51.540	147.0
6	38	C. CASPERS / H. LIJZENGA		BMW E90 330i cup	21	1:03:28.959	+1'00.961	138.9	16	2:51.869	146.7
7	92	S. STIKSMA / J. STIKSMA		BMW E90 330i cup	20	1:00:56.731	1 Lap	137.8	6	2:49.311	148.9
8	11	A. DAMMINGA / E. WIERINGA		BMW E90 330i cup	20	1:03:33.123	1 Lap	132.1	15	2:56.138	143.1
9	10	E. WIERINGA / A. DAMMINGA		BMW E90 330i cup	9	30:03.151	12 Laps	125.6	6	3:10.334	132.5
10	43	A. BAKKER		BMW E90 330i cup	5	14:42.524	16 Laps	142.4	5	2:52.860	145.9
DTC-1											
1	498	J. HOEKSTRA / P. DE JONG		ZILHOUETTE 3.0	22	1:03:17.795		145.9	16	2:42.408	155.3
2	481	L. BLAAK		ZILHOUETTE 3.0 sport	22	1:03:18.353	+0.558	145.9	22	2:43.068	154.6
3	411	M. WIERINGA		ZILHOUETTE 3.0 GTR	22	1:03:26.675	+8.880	145.6	19	2:44.142	153.6
4	269	M. VAN DER VEEN / M. GROOTEN		BMW E92 M3 GTR	22	1:03:34.204	+16.409	145.3	18	2:43.049	154.6
5	94	M. VAN DER LIP		BMW E36 M3	21	1:03:49.506	1 Lap	138.2	18	2:45.717	152.2
6	246	P. VAN NOORDENNE / R. GIELLISE / R. VAN DER LINDE		AUDI TCR RS3	20	1:02:02.031	2 Laps	135.4	9	2:41.971	155.7
Not Started											
	234	M. ARREFFAG / H. ARREFFAG		CUPRA TCR							
	206	J. HOOGEWERFF		VOLVO S60							
DTC-2											
1	124	H. MAAS		DW-16	20	1:03:04.011		133.2	19	2:56.446	142.9
2	7	R. VAN SIKKELERUS		WESTFIELD	15	45:39.620	5 Laps	137.9	5	2:50.941	147.5
DTC-3											
1	79	D. VAN DER WEE / J. VAN VEEN		HYUNDAI 130N Performance	19	1:01:58.387		128.7	6	2:53.240	145.5
Not Started											
	113	F. ROSENKAMP		BMW E36 328							
	488	D. VERHOEK / L. VAN WIJNGAARDEN		BMW E46 M3							
DTC-4											
1	46	D. HUTTEN / L. HUTTEN		BMW E87 123D	20	1:03:09.804		132.9	16	2:57.052	142.4
2	23	R. VAN HIERDEN		BMW E36	7	22:33.018	13 Laps	130.1	7	3:08.050	134.1
DTC-GT											
1	224	T. WESSELING		BMW M4 GT4	23	1:01:52.345		156.1	6	2:33.254	164.5
2	82	H. KERIC		BMW M4 GT4	23	1:02:06.363	+14.018	155.5	6	2:35.460	162.2
3	69	S. KERIC		BMW M2 CS Racing	23	1:02:16.615	+24.270	155.1	4	2:33.258	164.5
4	2	M. HARTJES		DNRT V8	23	1:03:49.891	+1'57.546	151.3	15	2:32.038	165.8
5	35	J. VERHOEVEN / J. VERHOEVEN / J. VERHOEVEN		BMW M2 CS Racing	22	1:02:14.314	1 Lap	148.4	4	2:33.346	164.4
6	223	P. LEFEVERE		BMW M240i	22	1:02:54.372	1 Lap	146.9	17	2:41.302	156.3
7	84	S. MATHIEU / P. SMANIOTTO		996 GT3 Cup	22	1:03:35.154	1 Lap	145.3	21	2:38.234	159.3
8	180	D. STEENTJES		BMW M2 CS Racing	22	1:03:58.561	1 Lap	144.4	4	2:42.909	154.8
9	42	P. TERLOUW		CUPRA TCR	11	31:57.439	12 Laps	144.4	6	2:39.290	158.3

CARS #27, #35, #38, #46, #79, #124, #411 & #481 - TIME PENALTY OF 5 SECONDS DUE TO TRACK LIMITS
CARS #2, #11, #94, #269 & #498 - TIME PENALTY OF 5 + 10 SECONDS DUE TO TRACK LIMITS
CAR #94 - DRIVE THROUGH CONVERTED TO 23.300 SECONDS TIME PENALTY - TRACK LIMITS
CAR #2 - TIME PENALTY OF 85 SECONDS - STEWARDS DECISION Nº 1

Published at: .....

Track Status: **DRY**

Stewards:
Jan DHONDT Guy DAUBRIE Peter GEENS

Timekeeper:
Mario ESTÉBANEZ

ROADBOOK MOTOR CLASSIC
www.spasixhours.com
contact@roadbook.net

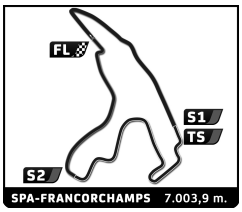

3-ACNN SERIES 1

SUPER SPA

Race 1

Lap Chart

No	Pos	Grid	Lap 1	2	3	4	5	6	7	8	9	10	11	12	13	14	15	16	17	18	19	20	21	22	23
69	1	69	69	69	69	69	69	69	69	69	69	69	69	2	2	224	224	224	224	224	224	224	224	224	224
224	2	224	35	35	35	35	35	35	35	35	35	2	2	69	224	82	82	82	82	82	82	82	82	82	82
35	3	35	224	224	224	224	224	224	224	224	2	35	35	35	82	69	69	2	2	2	2	2	2	2	2
2	4	2	2	2	2	2	2	2	2	2	224	224	224	224	69	2	2	69	69	69	69	69	69	69	69
82	5	82	82	82	82	82	82	82	82	82	82	82	82	82	35	35	35	35	35	35	35	35	35	35	
42	6	42	42	42	42	42	42	42	42	42	42	42	84	481	498	498	223	223	223	223	223	223	223	223	
223	7	223	180	180	180	180	180	180	180	180	180	180	481	411	223	223	498	498	498	498	498	498	498	498	
269	8	269	498	498	498	498	498	498	223	223	223	223	411	84	180	481	481	481	481	481	481	481	481	481	
180	9	180	269	84	84	84	84	223	498	498	84	84	223	498	481	180	411	411	411	411	411	269	269	269	
498	10	498	84	269	223	223	223	84	84	84	498	481	180	223	411	411	269	269	269	269	269	411	411	411	
481	11	481	223	223	269	269	481	481	481	481	481	498	42	180	269	269	180	180	180	180	180	84	84	84	
411	12	411	411	481	481	481	269	269	269	269	269	411	246	269	88	88	84	84	84	84	84	180	180	180	
92	13	92	481	411	411	411	411	411	411	411	411	269	498	88	84	84	88	88	88	88	88	88	88		
84	14	84	94	94	94	94	94	246	246	246	246	246	92	7	7	7	7	49	49	49	49	94	94		
94	15	94	88	88	88	88	246	94	94	94	94	94	269	92	92	92	92	92	92	92	24	24	49		
88	16	88	92	92	92	92	92	92	92	92	92	92	94	49	49	49	49	24	24	24	94	49	24		
27	17	27	7	7	7	246	88	88	88	88	88	88	88	24	24	24	24	96	96	96	92	27	27		
7	18	7	43	43	43	7	7	7	7	7	7	7	7	246	96	96	96	27	27	27	96	38	38		
43	19	43	27	27	96	43	43	96	96	96	96	96	49	96	27	27	27	38	38	38	27	96	96		
96	20	96	96	96	246	96	96	38	38	38	38	49	24	27	38	38	38	94	94	94	38	92			
49	21	49	79	38	27	38	27	49	49	49	49	79	96	38	246	94	94	246	246	246	246	246			
38	22	38	38	79	38	27	38	27	79	79	79	24	27	94	94	246	246	11	11	124	124	124			
24	23	24	49	24	79	49	49	79	27	27	24	27	38	124	11	11	11	124	124	46	46	46			
79	24	79	24	49	24	79	79	24	24	24	27	38	124	11	124	46	124	46	46	11	11	11			
124	25	124	11	246	49	24	24	11	124	124	124	124	11	46	46	124	46	79	79	79	79				
234	26	234	246	11	11	11	11	124	46	11	11	11	46	79	79	79	79								
46	27	46	124	124	124	124	124	46	11	46	46	46	79												
11	28	11	46	46	46	46	46	23	23	10	10														
23	29	23	23	23	23	23	23	10	10																
10	30	10	10	10	10	10	10																		
113	31	113																							
206	32	206																							
246	33	246																							
488	34	488																							

ROADBOOK
MOTOR CLASSIC
www.spasixhours.com
contact@roadbook.net

N N

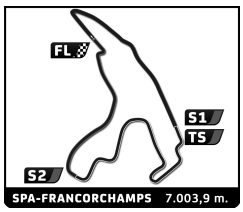

3-ACNN SERIES 1

SUPER SPA

Race 1

Best Sector Times

	Sector 1		Sector 2		Sector 3						
	No Driver	Time	No Driver	Time	No Driver	Time		No Team	Class	Ideal Lap	Best Lap
1	2 M.HARTJES	42.616	224 T.WESSELING	1:09.929	2 M.HARTJES	38.932	1	2	DTC-GT	2:32.006	2:32.038 (1)
2	82 H.KERIC	43.064	2 M.HARTJES	1:10.458	35 J.VERHOEVEN	39.155	2	224	DTC-GT	2:32.850	2:33.254 (2)
3	69 S.KERIC	43.138	69 S.KERIC	1:10.573	224 T.WESSELING	39.397	3	35	DTC-GT	2:33.086	2:33.346 (4)
4	35 J.VERHOEVEN	43.230	35 J.VERHOEVEN	1:10.701	69 S.KERIC	39.446	4	69	DTC-GT	2:33.157	2:33.258 (3)
5	224 T.WESSELING	43.524	82 H.KERIC	1:11.340	82 H.KERIC	39.479	5	82	DTC-GT	2:33.883	2:35.460 (5)
6	84 S.MATHIEU	45.049	498 P.DE JONG	1:12.321	84 S.MATHIEU	40.274	6	84	DTC-GT	2:37.860	2:38.234 (6)
7	223 P.LEFEVERE	45.303	84 S.MATHIEU	1:12.537	42 P.TERLOUW	40.548	7	42	DTC-GT	2:39.283	2:39.290 (7)
8	180 D.STEENTJES	45.825	42 P.TERLOUW	1:12.646	180 D.STEENTJES	41.190	8	223	DTC-GT	2:40.655	2:41.302 (8)
9	42 P.TERLOUW	46.089	481 L.BLAAK	1:13.124	246 P.VAN NOORDENNE	41.250	9	180	DTC-GT	2:40.952	2:42.909 (11)
10	246 P.VAN NOORDENNE	46.320	246 P.VAN NOORDENNE	1:13.729	223 P.LEFEVERE	41.447	10	246	DTC-1	2:41.299	2:41.971 (9)
11	269 M.VAN DER VEEN	46.751	223 P.LEFEVERE	1:13.905	269 M.VAN DER VEEN	41.749	11	498	DTC-1	2:41.595	2:42.408 (10)
12	94 M.VAN DER LIP	46.756	180 D.STEENTJES	1:13.937	498 P.DE JONG	41.897	12	481	DTC-1	2:42.177	2:43.068 (13)
13	481 L.BLAAK	47.119	411 M.WIERINGA	1:13.947	481 L.BLAAK	41.934	13	269	DTC-1	2:42.877	2:43.049 (12)
14	411 M.WIERINGA	47.209	269 M.VAN DER VEEN	1:14.377	94 M.VAN DER LIP	42.226	14	411	DTC-1	2:43.439	2:44.142 (14)
15	498 P.DE JONG	47.377	92 S.STIKSMA	1:15.740	411 M.WIERINGA	42.283	15	94	DTC-1	2:45.628	2:45.717 (15)
16	38 C.CASPERS	49.488	94 M.VAN DER LIP	1:16.646	92 S.STIKSMA	43.666	16	92	330i	2:48.928	2:49.311 (16)
17	79 D.VAN DER WEE	49.510	88 R.JAGER	1:16.898	38 C.CASPERS	44.116	17	38	330i	2:50.658	2:51.869 (19)
18	92 S.STIKSMA	49.522	7 R.VAN SIKKELERUS	1:17.008	7 R.VAN SIKKELERUS	44.243	18	7	DTC-2	2:50.941	2:50.941 (17)
19	7 R.VAN SIKKELERUS	49.690	27 M.VAN DAM	1:17.029	96 M.HOVENGA	44.316	19	27	330i	2:51.211	2:51.540 (18)
20	27 M.VAN DAM	49.849	38 C.CASPERS	1:17.054	88 R.JAGER	44.325	20	88	330i	2:51.565	2:52.022 (20)
21	24 H.VAN NORDEN	50.116	43 A.BAKKER	1:17.114	27 M.VAN DAM	44.333	21	96	330i	2:52.125	2:52.569 (21)
22	96 M.HOVENGA	50.123	24 H.VAN NORDEN	1:17.609	79 D.VAN DER WEE	44.399	22	49	330i	2:52.370	2:53.178 (23)
23	49 M.ALDEWERELD	50.190	49 M.ALDEWERELD	1:17.618	49 M.ALDEWERELD	44.562	23	24	330i	2:52.612	2:53.549 (25)
24	88 R.JAGER	50.342	96 M.HOVENGA	1:17.686	43 A.BAKKER	44.598	24	43	330i	2:52.858	2:52.860 (22)
25	43 A.BAKKER	51.146	11 A.DAMMINGA	1:18.622	24 H.VAN NORDEN	44.887	25	79	DTC-3	2:53.219	2:53.240 (24)
26	124 H.MAAS	51.399	46 D.HUTTEN	1:18.764	124 H.MAAS	45.506	26	124	DTC-2	2:56.074	2:56.446 (27)
27	11 A.DAMMINGA	51.690	124 H.MAAS	1:19.169	46 D.HUTTEN	45.627	27	11	330i	2:56.138	2:56.138 (26)
28	46 D.HUTTEN	52.108	79 D.VAN DER WEE	1:19.310	11 A.DAMMINGA	45.826	28	46	DTC-4	2:56.499	2:57.052 (28)
29	10 E.WIERINGA	54.359	23 R.VAN HIERDEN	1:23.432	23 R.VAN HIERDEN	48.549	29	23	DTC-4	3:07.540	3:08.050 (29)
30	23 R.VAN HIERDEN	55.559	10 E.WIERINGA	1:26.247	10 E.WIERINGA	48.939	30	10	330i	3:09.545	3:10.334 (30)

ROADBOOK MOTOR CLASSIC
www.spasixhours.com
contact@roadbook.net

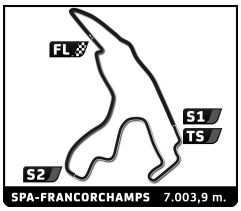

3-ACNN SERIES 1

SUPER SPA

Race 1

Best Top Speed

Team	Car	Class	Top Speed Driver	Top 1 Kph	Top 1 Lap	Top 2 Kph	Top 2 Lap	Top 3 Kph	Top 3 Lap	Top 4 Kph	Top 4 Lap	Top 5 Kph	Top 5 Lap	Avg
35	BMW M2 CS Racing	DTC-GT	J. VERHOEVEN	249.4	8	247.7	5	246.6	10	246.6	4	246.0	9	247,3
69	BMW M2 CS Racing	DTC-GT	S. KERIC	249.4	18	247.7	9	246.0	4	246.0	16	244.9	17	246,8
82	BMW M4 GT4	DTC-GT	H. KERIC	248.8	19	248.3	20	248.3	4	247.7	16	247.7	7	248,2
224	BMW M4 GT4	DTC-GT	T. WESSELING	248.8	20	248.8	10	248.8	9	248.8	8	247.7	22	248,6
2	DNRT V8	DTC-GT	M. HARTJES	239.5	17	235.8	18	232.8	23	232.3	8	231.3	22	234,3
180	BMW M2 CS Racing	DTC-GT	D. STEENTJES	235.8	11	235.3	5	234.8	6	234.3	15	234.3	3	234,9
223	BMW M240i	DTC-GT	P. LEFEVERE	233.8	11	233.3	17	231.3	15	229.3	21	228.8	8	231,3
84	996 GT3 Cup	DTC-GT	S. MATHIEU	232.8	18	228.3	21	225.5	19	225.0	16	224.5	17	227,2
246	AUDI TCR RS3	DTC-1	P. VAN NOORDENNE	231.8	4	230.8	8	228.3	9	228.3	7	228.3	6	229,5
269	BMW E92 M3 GTR	DTC-1	M. VAN DER VEEN	224.5	18	222.7	20	221.8	17	221.8	15	220.9	22	222,3
42	CUPRA TCR	DTC-GT	P. TERLOUW	224.1	7	224.1	6	224.1	2	223.6	5	223.1	3	223,8
94	BMW E36 M3	DTC-1	M. VAN DER LIP	223.1	21	221.3	19	219.5	16	218.2	10	218.2	8	220,1
481	ZILHOUETTE 3.0 sport	DTC-1	L. BLAAK	219.1	6	212.6	2	210.5	4	209.7	21	209.7	11	212,3
79	HYUNDAI 130N Performance	DTC-3	D. VAN DER	218.6	16	216.9	17	216.4	18	216.4	15	215.6	19	216,8
38	BMW E90 330i cup	330i	C. CASPERS	213.9	18	213.4	16	213.0	11	212.6	17	211.8	4	212,9
96	BMW E90 330i cup	330i	M. HOVENGA	213.0	20	210.1	18	208.1	21	207.3	17	206.5	2	209,0
92	BMW E90 330i cup	330i	S. STIKSMA	211.8	9	211.4	5	210.9	20	210.9	10	210.9	8	211,2
411	ZILHOUETTE 3.0 GTR	DTC-1	M. WIERINGA	211.4	15	211.4	14	210.9	7	210.5	21	210.1	18	210,9
27	BMW E90 330i cup	330i	M. VAN DAM	210.1	4	209.7	6	208.9	18	208.1	7	208.1	11	209,0
24	BMW E90 330i cup	330i	H. VAN NORDEN	209.7	9	209.3	17	208.1	14	208.1	8	207.7	16	208,6
498	ZILHOUETTE 3.0	DTC-1	P. DE JONG	209.3	18	208.5	19	206.9	1	206.5	9	205.7	17	207,4
88	BMW E90 330i cup	330i	R. JAGER	206.9	18	206.9	10	206.1	15	206.1	12	206.1	1	206,4
49	BMW E90 330i cup	330i	M.	206.5	21	206.5	16	206.1	14	206.1	2	205.3	7	206,1
43	BMW E90 330i cup	330i	A. BAKKER	203.0	5	202.2	4	201.9	1	201.1	2	199.3	3	201,5
7	WESTFIELD	DTC-2	R. VAN SIKKELERUS	199.3	8	195.7	5	193.9	7	191.8	9	186.5	6	193,4
11	BMW E90 330i cup	330i	A. DAMMINGA	199.3	15	194.9	12	192.9	18	191.8	7	187.2	3	193,2
46	BMW E87 123D	DTC-4	D. HUTTEN	196.0	18	194.6	17	192.9	6	192.5	16	192.5	15	193,7
124	DW-16	DTC-2	H. MAAS	190.1	15	189.5	17	189.1	11	189.1	1	188.2	6	189,2
10	BMW E90 330i cup	330i	E. WIERINGA	185.6	6	178.2	5	175.6	3	174.8	9	174.2	8	177,7
23	BMW E36	DTC-4	R. VAN	184.9	5	184.0	7	183.1	4	182.1	3	182.1	6	183,2
113	BMW E36 328	DTC-3												
206	VOLVO S60	DTC-1												
234	CUPRA TCR	DTC-1												
488	BMW E46 M3	DTC-3												

ROADBOOK MOTOR CLASSIC
www.spasixhours.com
contact@roadbook.net

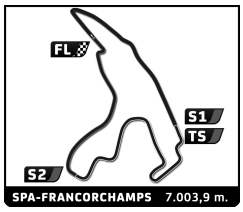

3-ACNN SERIES 1

SUPER SPA

Race 1

Fastest Lap Sequence

Elapsed	No	Team	Car	Class	Driver	Time	Kph	Lap
5:11.286	69		BMW M2 CS Racing	DTC-GT	Semo KERIC	**2:33.749**	164.0	2
7:45.004	69		BMW M2 CS Racing	DTC-GT	Semo KERIC	**2:33.718**	164.0	3
7:47.736	35		BMW M2 CS Racing	DTC-GT	Jean-Pierre VERHOEVEN	**2:33.526**	164.2	3
10:18.262	69		BMW M2 CS Racing	DTC-GT	Semo KERIC	**2:33.258**	164.5	4
15:34.009	224		BMW M4 GT4	DTC-GT	Thijs WESSELING	**2:33.254**	164.5	6
15:34.931	2		DNRT V8	DTC-GT	Martijn HARTJES	**2:33.176**	164.6	6
41:31.469	2		DNRT V8	DTC-GT	Martijn HARTJES	**2:32.038**	165.8	15

ROADBOOK
MOTOR CLASSIC
www.spasixhours.com
contact@roadbook.net

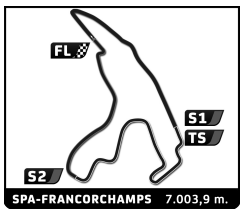

3-ACNN SERIES 1
SUPER SPA
Race 1

Sector Analysis

__ Invalidated Lap Personal Best Session Best **B** Crossing the pit lane

2 — 1.Martijn HARTJES — DNRT V8 / DTC-GT

Lap	D	Time	Sector 1	Sector 2	Sector 3	Kph	Elapsed
1	1	2:41.117	47.398	1:13.278	40.441	153.8	2:41.117
2	1	2:36.416	43.934	1:12.385	40.097	161.2	5:17.533
3	1	2:35.083	44.049	1:11.225	39.809	162.6	7:52.616
4	1	2:34.917	43.179	1:10.913	40.825	162.8	10:27.533
5	1	2:34.222	43.570	1:10.873	39.779	163.5	13:01.755
6	1	2:33.176	43.050	1:10.729	39.397	164.6	15:34.931
7	1	2:34.941	44.239	1:11.430	39.272	162.7	18:09.872
8	1	2:35.078	43.158	1:11.011	40.909	162.6	20:44.950
9	1	2:34.695	42.773	1:12.137	39.785	163.0	23:19.645
10	1	2:34.378	43.107	1:12.017	39.254	163.3	25:54.023
11	1	2:35.751	43.565	1:11.977	40.209	161.9	28:29.774
12	1	3:54.151	1:32.363	1:42.517	39.271	107.7	32:23.925
13	1	2:43.330 B	43.430	1:11.229	48.671	154.4	35:07.255
14	1	3:52.176	2:00.357	1:12.504	39.315	108.6	38:59.431
15	1	2:32.038	42.648	1:10.458	38.932	165.8	41:31.469
16	1	2:34.488	42.784	1:12.260	39.444	163.2	44:05.957
17	1	2:34.453	43.602	1:10.629	40.222	163.2	46:40.410
18	1	2:33.832	42.867	1:11.669	39.296	163.9	49:14.242
19	1	2:35.538	44.014	1:11.285	40.239	162.1	51:49.780
20	1	2:36.118	43.569	1:12.785	39.764	161.5	54:25.898
21	1	2:37.068	43.422	1:13.559	40.087	160.5	57:02.966
22	1	2:33.355	43.554	1:10.852	38.949	164.4	59:36.321
23	1	2:33.570	42.616	1:11.662	39.292	164.2	1:02:09.891

7 — 1.Richard VAN SIKKELERUS — WESTFIELD / DTC-2

Lap	D	Time	Sector 1	Sector 2	Sector 3	Kph	Elapsed
1	1	3:01.535	56.531	1:19.605	45.399	136.5	3:01.535
2	1	2:55.691	51.319	1:18.040	46.332	143.5	5:57.226
3	1	2:54.448	51.175	1:18.866	44.407	144.5	8:51.674
4	1	2:57.597	51.227	1:19.561	46.809	142.0	11:49.271
5	1	2:50.941	49.690	1:17.008	44.243	147.5	14:40.212
6	1	2:53.574	51.126	1:17.632	44.816	145.3	17:33.786
7	1	2:53.532	50.456	1:18.113	44.963	145.3	20:27.318
8	1	2:56.248	50.821	1:18.284	47.143	143.1	23:23.566
9	1	2:56.360	53.462	1:17.466	45.432	143.0	26:19.926
10	1	3:14.575 B	50.896	1:18.426	1:05.253	129.6	29:34.501
11	1	4:15.761	2:08.945	1:18.983	47.833	98.6	33:50.262
12	1	2:55.977	51.988	1:18.095	45.894	143.3	36:46.239
13	1	2:55.394	51.634	1:17.546	46.214	143.8	39:41.633
14	1	2:57.776	52.356	1:19.264	46.156	141.8	42:39.409
15	1	3:00.211 B				139.9	45:39.620

10 — 1.Erik WIERINGA, 2.Arjen DAMMINGA — BMW E90 330i cup / 330i

Lap	D	Time	Sector 1	Sector 2	Sector 3	Kph	Elapsed
1	1	3:33.821	1:12.010	1:30.291	51.520	115.9	3:33.821
2	1	3:15.693	56.816	1:27.716	51.161	128.8	6:49.514
3	1	3:12.822	55.116	1:28.310	49.396	130.8	10:02.336
4	1	3:10.964	55.276	1:26.749	48.939	132.0	13:13.300
5	1	3:11.068	54.867	1:26.247	49.954	132.0	16:24.368
6	1	3:10.334	54.359	1:26.954	49.021	132.5	19:34.702
7	1	3:13.783	54.400	1:27.076	52.307	130.1	22:48.485
8	1	3:20.005	1:02.183	1:28.211	49.611	126.1	26:08.490
9	1	3:54.661 B	56.091	1:28.252	1:30.318	107.4	30:03.151

11 — 1.Arjen DAMMINGA, 2.Erik WIERINGA — BMW E90 330i cup / 330i

Lap	D	Time	Sector 1	Sector 2	Sector 3	Kph	Elapsed
1	1	3:11.606			47.101	129.3	3:11.606
2	1	3:03.682	54.705	1:21.388	47.589	137.3	6:15.288
3	1	3:03.751	54.162	1:22.279	47.310	137.2	9:19.039
4	1	3:03.043			47.575	137.7	12:22.082
5	1	3:01.704	53.228	1:21.019	47.457	138.8	15:23.786
6	1	3:01.895			47.457	138.6	18:25.681
7	1	3:06.774	53.001	1:22.370	51.403	135.0	21:32.455
8	1	3:00.668			46.812	139.6	24:33.123
9	1	2:59.666			46.873	140.3	27:32.789
10	1	4:16.294 B			1:22.264	98.4	31:49.083
11	1	4:19.087			46.060	97.3	36:08.170
12	1	3:00.004	52.199	1:21.159	46.646	140.1	39:08.174
13	1	3:00.223	52.056	1:20.765	47.402	139.9	42:08.397
14	1	3:03.095			48.089	137.7	45:11.492
15	1	2:56.138	51.690	1:18.622	45.826	143.1	48:07.630
16	1	3:00.041			47.361	140.0	51:07.671
17	1	3:00.018			46.698	140.1	54:07.689
18	1	3:03.386	53.502	1:22.938	46.946	137.5	57:11.075
19	1	3:02.076			48.570	138.5	1:00:13.151
20	1	3:04.972	53.925	1:20.768	50.279	136.3	1:03:18.123

23 — 1.Roland VAN HIERDEN — BMW E36 / DTC-4

Lap	D	Time	Sector 1	Sector 2	Sector 3	Kph	Elapsed
1	1	3:28.721	1:11.786	1:25.925	51.010	118.7	3:28.721
2	1	3:14.269	57.257	1:26.598	50.414	129.8	6:42.990
3	1	3:11.717	56.509	1:25.637	49.571	131.5	9:54.707
4	1	3:12.212	56.766	1:25.558	49.888	131.2	13:06.919
5	1	3:08.068	55.559	1:23.818	48.691	134.1	16:14.987
6	1	3:09.981	56.437	1:24.995	48.549	132.7	19:24.968
7	1	3:08.050	55.887	1:23.432	48.731	134.1	22:33.018

24 — 1.Hendri VAN NORDEN — BMW E90 330i cup / 330i

Lap	D	Time	Sector 1	Sector 2	Sector 3	Kph	Elapsed
1	1	3:08.707	1:03.407	1:19.549	45.751	131.3	3:08.707
2	1	2:56.692	51.462	1:18.933	46.297	142.7	6:05.399
3	1	2:56.812	51.136	1:19.285	46.391	142.6	9:02.211
4	1	2:57.021	51.064	1:18.961	46.996	142.4	11:59.232
5	1	2:57.243	51.182	1:20.058	46.003	142.3	14:56.475
6	1	2:56.253	51.421	1:18.791	46.041	143.1	17:52.728
7	1	2:58.720	51.666	1:19.720	47.334	141.1	20:51.448
8	1	2:56.321	51.073	1:19.224	46.024	143.0	23:47.769
9	1	2:55.964	50.875	1:19.040	46.049	143.3	26:43.733
10	1	3:26.754 B	50.932	1:18.273	1:17.549	122.0	30:10.487
11	1	4:07.486	2:03.938	1:18.377	45.171	101.9	34:17.973
12	1	2:54.747	51.341	1:17.912	45.494	144.3	37:12.720
13	1	2:53.848	51.247	1:17.675	44.926	145.0	40:06.568
14	1	2:53.549	50.709	1:17.790	45.050	145.3	43:00.117

ROADBOOK MOTOR CLASSIC
www.spasixhours.com
contact@roadbook.net

3-ACNN SERIES 1
SUPER SPA
Race 1

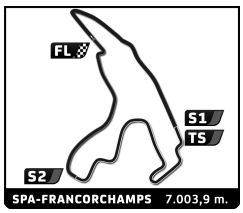

Sector Analysis

__ Invalidated Lap Personal Best Session Best **B** Crossing the pit lane

Lap	D	Time	Sector 1	Sector 2	Sector 3	Kph	Elapsed
15	1	2:53.566	50.731	1:17.909	44.926	145.3	45:53.683
16	1	2:54.262	51.073	1:17.609	45.580	144.7	48:47.945
17	1	2:54.657	50.996	1:18.473	45.188	144.4	51:42.602
18	1	2:55.506	51.085	1:19.413	45.008	143.7	54:38.108
19	1	2:54.339	50.912	1:18.540	44.887	144.6	57:32.447
20	1	2:53.923	50.116	1:18.630	45.177	145.0	1:00:26.370
21	1	2:55.405	51.123	1:18.940	45.342	143.7	1:03:21.775

27 1.Martijn VAN DAM 2.Bas DE JONG — BMW E90 330i cup 330i

Lap	D	Time	Sector 1	Sector 2	Sector 3	Kph	Elapsed
1	1	3:05.477	58.346	1:21.474	45.657	133.6	3:05.477
2	1	2:56.481	50.753	1:20.611	45.117	142.9	6:01.958
3	1	2:57.501	51.184	1:20.340	45.977	142.1	8:59.459
4	1	2:56.149	51.253	1:19.974	44.922	143.1	11:55.608
5	1	2:54.748	49.979	1:19.558	45.211	144.3	14:50.356
6	1	2:58.060	51.460	1:20.808	45.792	141.6	17:48.416
7	1	3:01.943	52.297	1:21.563	48.083	138.6	20:50.359
8	1	2:56.947	50.677	1:20.358	45.912	142.5	23:47.306
9	1	3:03.417 B	50.860	1:19.195	53.362	137.5	26:50.723
10	1	4:54.470	2:10.827	1:37.051	1:06.592	85.6	31:45.193
11	1	2:51.540	49.947	1:17.029	44.564	147.0	34:36.733
12	1	2:52.174	50.278	1:17.369	44.527	146.4	37:28.907
13	1	2:52.367	50.132	1:17.512	44.723	146.3	40:21.274
14	1	2:53.192	50.906	1:17.430	44.856	145.6	43:14.466
15	1	2:52.729	50.365	1:17.791	44.573	146.0	46:07.195
16	1	2:51.576	49.950	1:17.293	44.333	147.0	48:58.771
17	1	2:52.171	49.959	1:17.328	44.884	146.4	51:50.942
18	1	2:52.795	49.849	1:17.509	45.437	145.9	54:43.737
19	1	2:53.624	50.126	1:17.904	45.594	145.2	57:37.361
20	1	2:52.742	50.482	1:17.378	44.882	146.0	1:00:30.103
21	1	2:52.389	50.179	1:17.382	44.828	146.3	1:03:22.492

35 1.Jean-Pierre VERHOEVEN 3.Jay VERHOEVEN 2.Jaxon VERHOEVEN — BMW M2 CS Racing DTC-GT

Lap	D	Time	Sector 1	Sector 2	Sector 3	Kph	Elapsed
1	1	2:39.891	47.094	1:13.220	39.577	154.9	2:39.891
2	1	2:34.319	43.642	1:11.321	39.356	163.4	5:14.210
3	1	2:33.526	43.311	1:10.924	39.291	164.2	7:47.736
4	1	2:33.346	43.490	1:10.701	39.155	164.4	10:21.082
5	1	2:34.233	43.403	1:11.345	39.485	163.5	12:55.315
6	1	2:34.387	43.510	1:11.388	39.489	163.3	15:29.702
7	1	2:36.035	44.177	1:12.312	39.546	161.6	18:05.737
8	1	2:37.280	43.230	1:13.229	40.821	160.3	20:43.017
9	1	2:35.927	43.775	1:12.426	39.726	161.7	23:18.944
10	1	2:35.598	43.673	1:11.907	40.018	162.0	25:54.542
11	1	2:36.805	43.425	1:12.758	40.622	160.8	28:31.347
12	1	4:09.240 B	1:36.879	1:44.825	47.536	101.2	32:40.587
13	1	4:21.398	2:19.305	1:19.503	42.590	96.5	37:01.985
14	1	2:43.847	46.001	1:16.198	41.648	153.9	39:45.832
15	1	2:45.658	46.199	1:17.169	42.290	152.2	42:31.490
16	1	2:47.292	46.521	1:18.308	42.463	150.7	45:18.782
17	1	2:49.977	46.537	1:20.577	42.863	148.3	48:08.759
18	1	2:46.128	46.390	1:17.458	42.280	151.8	50:54.887
19	1	2:47.776	46.238	1:18.325	43.213	150.3	53:42.663
20	1	2:48.383	46.594	1:18.609	43.180	149.7	56:31.046
21	1	2:48.366	46.856	1:18.994	42.516	149.8	59:19.412

Lap	D	Time	Sector 1	Sector 2	Sector 3	Kph	Elapsed
22	1	2:49.902	46.924	1:18.802	44.176	148.4	1:02:09.314

38 1.Coen CASPERS 2.Hans LIJZENGA — BMW E90 330i cup 330i

Lap	D	Time	Sector 1	Sector 2	Sector 3	Kph	Elapsed
1	1	3:07.749	1:01.265	1:19.837	46.647	132.0	3:07.749
2	1	2:55.838	50.892	1:19.244	45.702	143.4	6:03.587
3	1	2:55.974	51.336	1:19.209	45.429	143.3	8:59.561
4	1	2:55.418	51.254	1:19.477	44.687	143.7	11:54.979
5	1	2:55.654	50.671	1:20.065	44.918	143.5	14:50.633
6	1	2:54.272	50.850	1:18.773	44.649	144.7	17:44.905
7	1	2:53.285	50.141	1:17.873	45.271	145.5	20:38.190
8	1	2:54.415	50.420	1:19.078	44.917	144.6	23:32.605
9	1	3:03.771 B	51.429	1:18.983	53.359	137.2	26:36.376
10	1	5:09.189	2:24.027	1:37.020	1:08.142	81.5	31:45.565
11	1	2:51.947	50.123	1:17.493	44.331	146.6	34:37.512
12	1	2:52.152	50.014	1:17.819	44.319	146.5	37:29.664
13	1	2:54.018	50.517	1:18.050	45.451	144.9	40:23.682
14	1	2:52.071	50.204	1:17.689	44.178	146.5	43:15.753
15	1	2:52.093	50.923	1:17.054	44.116	146.5	46:07.846
16	1	2:51.869	50.016	1:17.276	44.577	146.7	48:59.715
17	1	2:51.923	50.327	1:17.427	44.169	146.7	51:51.638
18	1	2:52.670	49.488	1:18.823	44.359	146.0	54:44.308
19	1	2:54.917	49.666	1:18.277	46.974	144.1	57:39.225
20	1	2:52.034	50.271	1:17.256	44.507	146.6	1:00:31.259
21	1	2:52.700	50.377	1:17.879	44.444	146.0	1:03:23.959

42 1.Peter TERLOUW — CUPRA TCR DTC-GT

Lap	D	Time	Sector 1	Sector 2	Sector 3	Kph	Elapsed
1	1	2:47.755	49.530	1:14.755	43.470	147.7	2:47.755
2	1	2:41.682	46.696	1:14.036	40.950	155.9	5:29.437
3	1	2:40.380	46.195	1:13.637	40.548	157.2	8:09.817
4	1	2:40.331	46.373	1:13.249	40.709	157.3	10:50.148
5	1	2:39.943	46.126	1:13.247	40.570	157.6	13:30.091
6	1	2:39.290	46.089	1:12.646	40.555	158.3	16:09.381
7	1	2:41.538	46.148	1:13.891	41.499	156.1	18:50.919
8	1	2:42.545	46.861	1:13.946	41.738	155.1	21:33.464
9	1	2:46.870	49.783	1:15.904	41.183	151.1	24:20.334
10	1	2:41.210	46.968	1:12.925	41.317	156.4	27:01.544
11	1	4:55.895 B			1:06.799	85.2	31:57.439

43 1.Arnold BAKKER — BMW E90 330i cup 330i

Lap	D	Time	Sector 1	Sector 2	Sector 3	Kph	Elapsed
1	1	3:03.231	59.023	1:19.382	44.826	135.2	3:03.231
2	1	2:54.906	51.414	1:17.985	45.507	144.2	5:58.137
3	1	2:54.831	51.146	1:18.740	44.945	144.2	8:52.968
4	1	2:56.696	51.372	1:18.731	46.593	142.7	11:49.664
5	1	2:52.860	51.148	1:17.114	44.598	145.9	14:42.524

46 1.Dennis HUTTEN 2.Luca HUTTEN — BMW E87 123D DTC-4

Lap	D	Time	Sector 1	Sector 2	Sector 3	Kph	Elapsed
1	1	3:18.558	1:08.294	1:23.028	47.236	124.8	3:18.558
2	1	3:03.083	53.692	1:22.230	47.161	137.7	6:21.641

ROADBOOK MOTOR CLASSIC
www.spasixhours.com
contact@roadbook.net

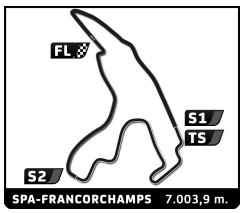

3-ACNN SERIES 1
SUPER SPA
Race 1

Sector Analysis

__ Invalidated Lap Personal Best Session Best **B** Crossing the pit lane

Lap	D	Time	Sector 1	Sector 2	Sector 3	Kph	Elapsed
3	1	3:02.868	54.074	1:21.952	46.842	137.9	9:24.509
4	1	3:02.033	53.080	1:21.780	47.173	138.5	12:26.542
5	1	3:01.900	53.210	1:21.863	46.827	138.6	15:28.442
6	1	3:01.393	53.132	1:21.686	46.575	139.0	18:29.835
7	1	3:01.900	53.445	1:20.981	47.474	138.6	21:31.735
8	1	3:02.651	53.825	1:21.580	47.246	138.0	24:34.386
9	1	2:59.900	52.622	1:20.222	47.056	140.2	27:34.286
10	1	4:16.041 B	52.928	2:00.296	1:22.817	98.5	31:50.327
11	1	4:23.811	2:17.879	1:19.686	46.246	95.6	36:14.138
12	1	2:58.426	53.348	1:19.062	46.016	141.3	39:12.564
13	1	2:57.097	52.329	1:18.764	46.004	142.4	42:09.661
14	1	3:02.199	53.365	1:20.878	47.956	138.4	45:11.860
15	1	3:02.774	52.814	1:21.118	48.842	138.0	48:14.634
16	1	2:57.052	52.312	1:18.969	45.771	142.4	51:11.686
17	1	2:57.082	52.108	1:19.347	45.627	142.4	54:08.768
18	1	2:58.538	52.747	1:19.211	46.580	141.2	57:07.306
19	1	2:58.614	52.723	1:19.264	46.627	141.2	1:00:05.920
20	1	2:58.884	53.116	1:19.432	46.336	141.0	1:03:04.804

49 1.Merijn ALDEWERELD — BMW E90 330i cup, 330i

Lap	D	Time	Sector 1	Sector 2	Sector 3	Kph	Elapsed
1	1	3:08.107	1:01.848	1:19.418	46.841	131.7	3:08.107
2	1	2:57.887	51.511	1:18.542	47.834	141.7	6:05.994
3	1	2:56.576	51.423	1:19.398	45.755	142.8	9:02.570
4	1	2:55.653	50.880	1:19.136	45.637	143.5	11:58.223
5	1	2:55.025	51.605	1:18.548	44.872	144.1	14:53.248
6	1	2:54.902	51.255	1:18.523	45.124	144.2	17:48.150
7	1	2:57.272	51.752	1:19.252	46.268	142.2	20:45.422
8	1	2:55.512	51.107	1:19.150	45.255	143.7	23:40.934
9	1	2:55.473	52.034	1:17.964	45.475	143.7	26:36.407
10	1	3:29.649 B	51.594	1:19.651	1:18.404	120.3	30:06.056
11	1	4:09.951	2:05.497	1:18.444	46.010	100.9	34:16.007
12	1	2:54.790	51.130	1:17.858	45.802	144.3	37:10.797
13	1	2:53.759	51.077	1:18.000	44.682	145.1	40:04.556
14	1	2:53.178	50.892	1:17.724	44.562	145.6	42:57.734
15	1	2:53.855	51.391	1:17.618	44.846	145.0	45:51.589
16	1	2:53.952	50.914	1:17.959	45.079	144.9	48:45.541
17	1	2:54.934	51.928	1:18.034	44.972	144.1	51:40.475
18	1	2:55.878	51.363	1:19.483	45.032	143.4	54:36.353
19	1	2:55.389	51.989	1:18.413	44.987	143.8	57:31.742
20	1	2:55.508	50.917	1:19.471	45.120	143.7	1:00:27.250
21	1	2:53.805	50.190	1:18.586	45.029	145.1	1:03:21.055

69 1.Semo KERIC — BMW M2 CS Racing, DTC-GT

Lap	D	Time	Sector 1	Sector 2	Sector 3	Kph	Elapsed
1	1	2:37.537	46.171	1:11.884	39.482	157.3	2:37.537
2	1	2:33.749	43.472	1:10.743	39.534	164.0	5:11.286
3	1	2:33.718	43.478	1:10.698	39.542	164.0	7:45.004
4	1	2:33.258	43.239	1:10.573	39.446	164.5	10:18.262
5	1	2:33.766	43.310	1:10.841	39.615	164.0	12:52.028
6	1	2:34.567	43.408	1:10.717	40.442	163.1	15:26.595
7	1	2:34.354	43.382	1:10.983	39.989	163.4	18:00.949
8	1	2:35.726	43.138	1:12.746	39.842	161.9	20:36.675
9	1	2:35.839	43.307	1:12.769	39.763	161.8	23:12.514
10	1	2:34.386	43.311	1:11.455	39.620	163.3	25:46.900
11	1	2:34.657	43.382	1:11.109	40.166	163.0	28:21.557
12	1	4:05.837 B	1:34.578	1:45.096	46.163	102.6	32:27.394
13	1	3:51.951	2:00.875	1:11.170	39.906	108.7	36:19.345
14	1	2:36.395	44.826	1:11.821	39.748	161.2	38:55.740
15	1	2:34.967	43.710	1:11.643	39.614	162.7	41:30.707
16	1	2:36.027	43.261	1:12.238	40.528	161.6	44:06.734
17	1	2:34.897	43.553	1:11.490	39.854	162.8	46:41.631
18	1	2:35.667	43.197	1:12.463	40.007	162.0	49:17.298
19	1	2:35.821	43.486	1:12.789	39.546	161.8	51:53.119
20	1	2:36.515	43.722	1:12.846	39.947	161.1	54:29.634
21	1	2:35.782	43.431	1:11.665	40.686	161.9	57:05.416
22	1	2:35.573	43.578	1:12.096	39.899	162.1	59:40.989
23	1	2:35.626	43.481	1:11.931	40.214	162.0	1:02:16.615

79 1.David VAN DER WEE, 2.Jirry VAN VEEN — HYUNDAI 130N Performance, DTC-3

Lap	D	Time	Sector 1	Sector 2	Sector 3	Kph	Elapsed
1	1	3:06.536	59.609	1:20.859	46.068	132.8	3:06.536
2	1	2:57.754	50.689	1:20.662	46.403	141.8	6:04.290
3	1	2:56.733	51.057	1:20.213	45.463	142.7	9:01.023
4	1	2:58.066	50.038	1:20.902	47.126	141.6	11:59.089
5	1	2:56.632	50.617	1:20.539	45.476	142.7	14:55.721
6	1	2:53.240	49.510	1:19.331	44.399	145.5	17:48.961
7	1	2:58.686	50.341			141.1	20:47.647
8	1	2:56.159	49.650	1:21.362	45.147	143.1	23:43.806
9	1	2:55.469	50.861	1:19.310	45.298	143.7	26:39.275
10	1	3:28.739 B	49.824	1:21.143	1:17.772	120.8	30:08.014
11	1	8:08.379	6:00.891	1:20.914	46.574	51.6	38:16.393
12	1	3:00.445	51.303	1:22.848	46.294	139.7	41:16.838
13	1	2:59.812	51.950	1:22.450	45.412	140.2	44:16.650
14	1	2:56.429	50.373	1:20.558	45.498	142.9	47:13.079
15	1	2:56.529	50.021	1:20.924	45.584	142.8	50:09.608
16	1	2:56.497	49.969	1:20.822	45.706	142.9	53:06.105
17	1	2:55.925	50.117	1:20.725	45.083	143.3	56:02.030
18	1	2:56.503	49.997	1:20.825	45.681	142.9	58:58.533
19	1	2:54.854	49.914	1:19.679	45.261	144.2	1:01:53.387

82 1.Haso KERIC — BMW M4 GT4, DTC-GT

Lap	D	Time	Sector 1	Sector 2	Sector 3	Kph	Elapsed
1	1	2:41.802	47.793	1:13.941	40.068	153.1	2:41.802
2	1	2:36.953	44.073	1:12.978	39.902	160.6	5:18.755
3	1	2:36.366	43.916	1:12.566	39.884	161.3	7:55.121
4	1	2:35.888	43.333	1:12.665	39.890	161.7	10:31.009
5	1	2:35.713	43.468	1:11.568	40.677	161.9	13:06.722
6	1	2:35.460	43.527	1:12.120	39.813	162.2	15:42.182
7	1	2:38.130	43.459	1:14.415	40.256	159.5	18:20.312
8	1	2:37.385	43.659	1:12.650	41.076	160.2	20:57.697
9	1	2:39.482	43.571	1:15.513	40.398	158.1	23:37.179
10	1	2:39.647	45.664	1:12.238	41.745	157.9	26:16.826
11	1	2:52.267 B	43.890	1:11.340	57.037	146.4	29:09.093
12	1	4:13.775	2:19.848	1:12.417	41.510	99.4	33:22.868
13	1	2:37.341	44.134	1:13.180	40.027	160.3	36:00.209
14	1	2:35.785	43.271	1:12.002	40.512	161.9	38:35.994
15	1	2:36.544	44.278	1:12.445	39.821	161.1	41:12.538
16	1	2:35.715	43.344	1:12.586	39.785	161.9	43:48.253
17	1	2:35.664	43.555	1:12.630	39.479	162.0	46:23.917

ROADBOOK MOTOR CLASSIC
www.spasixhours.com
contact@roadbook.net

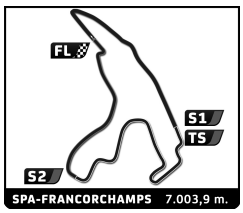

3-ACNN SERIES 1
SUPER SPA
Race 1

Sector Analysis

__ Invalidated Lap Personal Best Session Best **B** Crossing the pit lane

Lap	D	Time	Sector 1	Sector 2	Sector 3	Kph	Elapsed
18	1	2:36.074	43.847	1:12.256	39.971	161.6	48:59.991
19	1	2:37.333	43.806	1:13.088	40.439	160.3	51:37.324
20	1	2:35.753	43.064	1:12.384	40.305	161.9	54:13.077
21	1	2:38.956	45.902	1:12.687	40.367	158.6	56:52.033
22	1	2:38.328	44.958	1:12.888	40.482	159.3	59:30.361
23	1	2:36.002	43.175	1:12.265	40.562	161.6	1:02:06.363

84
1.Sébastien MATHIEU
2.Philippe SMANIOTTO

996 GT3 Cup
DTC-GT

Lap	D	Time	Sector 1	Sector 2	Sector 3	Kph	Elapsed
1	1	2:53.299	52.712	1:17.926	42.661	143.0	2:53.299
2	1	2:46.926	47.598	1:16.653	42.675	151.0	5:40.225
3	1	2:48.243	48.218	1:16.973	43.052	149.9	8:28.468
4	1	2:46.041	47.051	1:16.691	42.299	151.9	11:14.509
5	1	2:44.620	46.879	1:15.815	41.926	153.2	13:59.129
6	1	2:44.929	46.582	1:15.931	42.416	152.9	16:44.058
7	1	2:45.218	47.345	1:16.268	41.605	152.6	19:29.276
8	1	2:43.836	47.165	1:15.450	41.221	153.9	22:13.112
9	1	2:44.419	46.377	1:16.578	41.464	153.4	24:57.531
10	1	2:47.000	47.392	1:17.503	42.105	151.0	27:44.531
11	1	3:56.659	46.556	1:57.084	1:13.019	106.5	31:41.190
12	1	3:31.355 **B**	1:19.192	1:18.143	54.020	119.3	35:12.545
13	1	4:23.222	2:24.930	1:16.059	42.233	95.8	39:35.767
14	1	2:41.957	46.236	1:14.701	41.020	155.7	42:17.724
15	1	2:43.110	46.540	1:15.141	41.429	154.6	45:00.834
16	1	2:39.088	45.752	1:13.060	40.276	158.5	47:39.922
17	1	2:39.026	45.529	1:13.096	40.401	158.6	50:18.948
18	1	2:39.687	45.133	1:12.837	41.717	157.9	52:58.635
19	1	2:38.941	45.567	1:13.100	40.274	158.6	55:37.576
20	1	2:38.317	45.476	1:12.537	40.304	159.3	58:15.893
21	1	2:38.234	45.049	1:12.738	40.447	159.3	1:00:54.127
22	1	2:41.027	45.815	1:14.456	40.756	156.6	1:03:35.154

88
1.Remon JAGER

BMW E90 330i cup
330i

Lap	D	Time	Sector 1	Sector 2	Sector 3	Kph	Elapsed
1	1	3:00.446	55.142	1:20.068	45.236	137.3	3:00.446
2	1	2:56.372	52.297	1:19.034	45.041	143.0	5:56.818
3	1	2:54.560	51.651	1:18.124	44.785	144.4	8:51.378
4	1	2:54.849	51.653	1:18.642	44.554	144.2	11:46.227
5	1	2:53.113	51.270	1:17.194	44.649	145.7	14:39.340
6	1	2:53.758	51.535	1:17.679	44.544	145.1	17:33.098
7	1	2:53.381	50.891	1:17.676	44.814	145.4	20:26.479
8	1	2:55.322	50.989	1:18.328	46.005	143.8	23:21.801
9	1	2:52.870	51.240	1:17.158	44.472	145.9	26:14.671
10	1	3:02.977 **B**	50.643	1:17.864	54.470	137.8	29:17.648
11	1	4:21.577	2:19.003	1:17.871	44.703	96.4	33:39.225
12	1	2:52.473	50.850	1:16.898	44.725	146.2	36:31.698
13	1	2:52.561	50.922	1:17.260	44.379	146.1	39:24.259
14	1	2:52.350	50.822	1:17.005	44.523	146.3	42:16.609
15	1	2:54.064	50.957	1:17.314	45.793	144.9	45:10.673
16	1	2:52.479	50.711	1:17.068	44.700	146.2	48:03.152
17	1	2:52.919	50.862	1:17.168	44.889	145.8	50:56.071
18	1	2:52.022	50.342	1:17.093	44.587	146.6	53:48.093
19	1	2:52.402	50.825	1:17.252	44.325	146.3	56:40.495
20	1	2:53.516	50.680	1:18.111	44.725	145.3	59:34.011
21	1	2:53.987	50.648	1:18.221	45.118	144.9	1:02:27.998

92
1.Sjoerd STIKSMA
2.Jasper STIKSMA

BMW E90 330i cup
330i

Lap	D	Time	Sector 1	Sector 2	Sector 3	Kph	Elapsed
1	1	3:00.743	55.017	1:20.590	45.136	137.1	3:00.743
2	1	2:56.379	52.437	1:18.893	45.049	143.0	5:57.122
3	1	2:54.508	51.619	1:18.136	44.753	144.5	8:51.630
4	1	2:54.992	51.747	1:18.781	44.464	144.1	11:46.622
5	1	2:50.715	50.609	1:16.169	43.937	147.7	14:37.337
6	1	2:49.311	49.905	1:15.740	43.666	148.9	17:26.648
7	1	2:49.903	49.755	1:16.416	43.732	148.4	20:16.551
8	1	2:50.242	49.522	1:16.716	44.004	148.1	23:06.793
9	1	2:50.570	49.662	1:17.235	43.673	147.8	25:57.363
10	1	2:55.067	49.555	1:15.918	49.594	144.0	28:52.430
11	1	4:07.566 **B**	1:42.342	1:31.030	54.194	101.8	32:59.996
12	1	4:09.995	2:05.235	1:18.401	46.359	100.9	37:09.991
13	1	2:53.795	50.473	1:17.861	45.461	145.1	40:03.786
14	1	2:53.345	50.637	1:17.921	44.787	145.5	42:57.131
15	1	2:53.738	50.981	1:17.514	45.243	145.1	45:50.869
16	1	2:55.587	50.575	1:18.545	46.467	143.6	48:46.456
17	1	2:55.040	51.411	1:18.656	44.973	144.0	51:41.496
18	1	2:56.177	51.301	1:19.486	45.390	143.1	54:37.673
19	1	2:58.888	51.981	1:19.976	46.931	140.9	57:36.561
20	1	3:20.170 **B**	50.493	1:22.973	1:06.704	126.0	1:00:56.731

94
1.Marcel VAN DER LIP

BMW E36 M3
DTC-1

Lap	D	Time	Sector 1	Sector 2	Sector 3	Kph	Elapsed
1	1	2:58.997	53.888	1:21.012	44.097	138.4	2:58.997
2	1	2:53.262	48.539	1:19.807	44.916	145.5	5:52.259
3	1	2:51.227	48.474	1:19.145	43.608	147.3	8:43.486
4	1	2:51.181	48.316	1:19.421	43.444	147.3	11:34.667
5	1	2:51.367	48.845	1:18.618	43.904	147.1	14:26.034
6	1	2:51.163	48.256	1:19.060	43.847	147.3	17:17.197
7	1	2:52.524	48.686	1:19.695	44.143	146.1	20:09.721
8	1	2:49.481	47.743	1:18.113	43.625	148.8	22:59.202
9	1	2:48.961	48.627	1:17.336	42.998	149.2	25:48.163
10	1	2:48.948	47.091	1:18.147	43.710	149.2	28:37.111
11	1	4:49.130 **B**	1:31.840	1:46.892	1:30.398	87.2	33:26.241
12	1	4:31.934	2:28.968	1:19.143	43.823	92.7	37:58.175
13	1	2:48.859	47.610	1:18.095	43.154	149.3	40:47.034
14	1	2:48.637	47.665	1:17.816	43.156	149.5	43:35.671
15	1	2:47.709	47.735	1:17.466	42.508	150.3	46:23.380
16	1	2:47.876	47.388	1:17.424	43.064	150.2	49:11.256
17	1	2:49.160	47.870	1:18.925	42.365	149.1	52:00.416
18	1	2:45.717	46.756	1:16.735	42.226	152.2	54:46.133
19	1	2:49.339	47.307	1:16.646	45.386	148.9	57:35.472
20	1	2:48.603	47.807	1:18.251	42.545	149.5	1:00:24.075
21	1	2:47.231	47.122	1:16.875	43.234	150.8	1:03:11.306

96
1.Mathijs HOVENGA

BMW E90 330i cup
330i

Lap	D	Time	Sector 1	Sector 2	Sector 3	Kph	Elapsed
1	1	3:05.762	58.862	1:21.271	45.629	133.4	3:05.762
2	1	2:56.504	51.143	1:20.237	45.124	142.9	6:02.266
3	1	2:56.934	51.219	1:19.586	46.129	142.5	8:59.200

ROADBOOK MOTOR CLASSIC
www.spasixhours.com
contact@roadbook.net

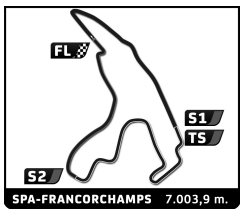

3-ACNN SERIES 1
SUPER SPA
Race 1

Sector Analysis

__ Invalidated Lap Personal Best Session Best **B** Crossing the pit lane

Lap	D	Time	Sector 1	Sector 2	Sector 3	Kph	Elapsed
4	1	2:54.659	51.261	1:18.375	45.023	144.4	11:53.859
5	1	2:54.123	50.820	1:18.394	44.909	144.8	14:47.982
6	1	2:54.168	51.038	1:18.281	44.849	144.8	17:42.150
7	1	2:55.518	50.946	1:18.709	45.863	143.7	20:37.668
8	1	2:54.058	50.690	1:18.425	44.943	144.9	23:31.726
9	1	2:56.297	52.654	1:18.078	45.565	143.0	26:28.023
10	1	3:36.489 B	50.707	1:19.292	1:26.490	116.5	30:04.512
11	1	4:17.899	2:14.820	1:18.305	44.774	97.8	34:22.411
12	1	2:54.745	51.176	1:18.760	44.809	144.3	37:17.156
13	1	2:54.838	50.851	1:19.380	44.607	144.2	40:11.994
14	1	2:52.958	50.651	1:17.686	44.621	145.8	43:04.952
15	1	2:53.873	51.488	1:17.756	44.629	145.0	45:58.825
16	1	2:53.103	50.660	1:17.878	44.565	145.7	48:51.928
17	1	2:52.569	50.333	1:17.920	44.316	146.1	51:44.497
18	1	2:53.890	50.123	1:18.758	45.009	145.0	54:38.387
19	1	2:58.819	51.609	1:19.985	47.225	141.0	57:37.206
20	1	2:54.392	50.639	1:18.538	45.215	144.6	1:00:31.598
21	1	2:54.344	50.150	1:19.529	44.665	144.6	1:03:25.942

124 1.Henk MAAS — DW-16, DTC-2

Lap	D	Time	Sector 1	Sector 2	Sector 3	Kph	Elapsed
1	1	3:17.917	1:07.125	1:23.632	47.160	125.2	3:17.917
2	1	3:02.748	52.985	1:22.586	47.177	138.0	6:20.665
3	1	3:02.646	53.056	1:22.715	46.875	138.0	9:23.311
4	1	3:02.666	52.744	1:22.421	47.501	138.0	12:25.977
5	1	3:01.381	53.377	1:21.370	46.634	139.0	15:27.358
6	1	3:01.805	53.030	1:21.803	46.972	138.7	18:29.163
7	1	3:01.505	52.345	1:20.968	48.192	138.9	21:30.668
8	1	3:01.308	53.319	1:21.208	46.781	139.1	24:31.976
9	1	3:00.495	52.840	1:20.504	47.151	139.7	27:32.471
10	1	4:14.423 B	52.607	1:59.780	1:22.036	99.1	31:46.894
11	1	4:18.678	2:10.432	1:21.341	46.905	97.5	36:05.572
12	1	3:01.967	52.588	1:22.798	46.581	138.6	39:07.539
13	1	3:01.281	52.366	1:22.069	46.846	139.1	42:08.820
14	1	3:03.553	53.409	1:22.141	48.003	137.4	45:12.373
15	1	3:01.265	53.135	1:21.062	47.068	139.1	48:13.638
16	1	2:57.566	51.927	1:19.634	46.005	142.0	51:11.204
17	1	2:56.876	51.519	1:19.851	45.506	142.6	54:08.080
18	1	2:57.244	52.330	1:19.184	45.730	142.3	57:05.324
19	1	2:56.446	51.399	1:19.169	45.878	142.9	1:00:01.770
20	1	2:57.241	51.537	1:20.109	45.595	142.3	1:02:59.011

180 1.Daaf STEENTJES — BMW M2 CS Racing, DTC-GT

Lap	D	Time	Sector 1	Sector 2	Sector 3	Kph	Elapsed
1	1	2:50.657	50.179	1:18.448	42.030	145.2	2:50.657
2	1	2:44.098	46.308	1:15.689	42.101	153.7	5:34.755
3	1	2:44.206	46.341	1:15.662	42.203	153.6	8:18.961
4	1	2:42.909	46.252	1:15.467	41.190	154.8	11:01.870
5	1	2:43.336	45.924	1:13.937	43.475	154.4	13:45.206
6	1	2:43.602	46.066	1:15.686	41.850	154.1	16:28.808
7	1	2:47.457	46.897	1:18.505	42.055	150.6	19:16.265
8	1	2:46.146	46.069	1:17.039	43.038	151.8	22:02.411
9	1	2:45.339	46.223	1:17.293	41.823	152.5	24:47.750
10	1	2:45.448	46.289	1:16.076	43.083	152.4	27:33.198
11	1	4:12.171 B	45.825	1:57.954	1:28.392	100.0	31:45.369
12	1	3:58.663	1:59.638	1:16.398	42.627	105.6	35:44.032
13	1	2:47.534	46.552	1:18.139	42.843	150.5	38:31.566
14	1	2:48.304	46.488	1:18.186	43.630	149.8	41:19.870
15	1	2:53.050	47.963	1:18.441	46.646	145.7	44:12.920
16	1	2:48.315	46.660	1:18.430	43.225	149.8	47:01.235
17	1	2:49.999	46.778	1:19.527	43.694	148.3	49:51.234
18	1	2:48.442	46.896	1:18.494	43.052	149.7	52:39.676
19	1	2:49.280	46.826	1:18.859	43.595	148.9	55:28.956
20	1	2:49.519	47.149	1:18.854	43.516	148.7	58:18.475
21	1	2:49.899	46.918	1:19.261	43.720	148.4	1:01:08.374
22	1	2:50.187	46.939	1:19.175	44.073	148.2	1:03:58.561

223 1.Pieter-Jan LEFEVERE — BMW M240i, DTC-GT

Lap	D	Time	Sector 1	Sector 2	Sector 3	Kph	Elapsed
1	1	2:54.346	52.627	1:19.024	42.695	142.1	2:54.346
2	1	2:47.236	47.472	1:17.501	42.263	150.8	5:41.582
3	1	2:47.349	47.828	1:16.814	42.707	150.7	8:28.931
4	1	2:46.185	46.997	1:16.848	42.340	151.7	11:15.116
5	1	2:44.563	46.826	1:15.969	41.768	153.2	13:59.679
6	1	2:42.883	46.683	1:14.753	41.447	154.8	16:42.562
7	1	2:42.020	46.102	1:14.285	41.633	155.6	19:24.582
8	1	2:42.061	45.770	1:13.905	42.386	155.6	22:06.643
9	1	2:42.090	45.303	1:15.228	41.559	155.6	24:48.733
10	1	2:45.539	45.662	1:16.298	43.579	152.3	27:34.272
11	1	4:10.298 B	45.829	1:57.832	1:26.637	100.7	31:44.570
12	1	3:55.797	1:58.967	1:14.654	42.176	106.9	35:40.367
13	1	2:41.778	45.525	1:14.718	41.535	155.9	38:22.145
14	1	2:43.574	46.868	1:14.544	42.162	154.1	41:05.719
15	1	2:41.790	45.940	1:13.961	41.889	155.8	43:47.509
16	1	2:43.800	46.685	1:15.085	42.030	153.9	46:31.309
17	1	2:41.302	45.469	1:14.055	41.778	156.3	49:12.611
18	1	2:43.481	46.171	1:15.524	41.786	154.2	51:56.092
19	1	2:45.208	45.482	1:16.898	42.828	152.6	54:41.300
20	1	2:45.157	47.756	1:15.319	42.082	152.7	57:26.457
21	1	2:42.564	45.887	1:14.428	42.249	155.1	1:00:09.021
22	1	2:45.351	45.898	1:16.002	43.451	152.5	1:02:54.372

224 1.Thijs WESSELING — BMW M4 GT4, DTC-GT

Lap	D	Time	Sector 1	Sector 2	Sector 3	Kph	Elapsed
1	1	2:40.303	46.977	1:12.764	40.562	154.6	2:40.303
2	1	2:36.081	44.766	1:11.377	39.938	161.5	5:16.384
3	1	2:35.478	44.090	1:11.103	40.285	162.2	7:51.862
4	1	2:34.788	43.753	1:10.391	40.644	162.9	10:26.650
5	1	2:34.105	43.830	1:10.513	39.762	163.6	13:00.755
6	1	2:33.254	43.805	1:09.929	39.520	164.5	15:34.009
7	1	2:34.996	44.990	1:10.609	39.397	162.7	18:09.005
8	1	2:35.064	43.560	1:10.523	40.981	162.6	20:44.069
9	1	2:36.870	43.591	1:11.782	41.497	160.7	23:20.939
10	1	2:34.016	43.524	1:10.882	39.610	163.7	25:54.955
11	1	2:44.214 B	43.821	1:12.374	48.019	153.5	28:39.169
12	1	4:32.811	2:38.628	1:12.266	41.917	92.4	33:11.980
13	1	2:35.571	44.197	1:11.303	40.071	162.1	35:47.551
14	1	2:35.450	43.746	1:11.888	39.816	162.2	38:23.001
15	1	2:36.208	44.558	1:11.591	40.059	161.4	40:59.209
16	1	2:35.534	44.219	1:10.843	40.472	162.1	43:34.743

ROADBOOK MOTOR CLASSIC
www.spasixhours.com
contact@roadbook.net

3-ACNN SERIES 1
SUPER SPA
Race 1

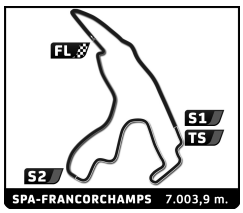

Sector Analysis

__ Invalidated Lap Personal Best Session Best **B** Crossing the pit lane

Lap	D	Time	Sector 1	Sector 2	Sector 3	Kph	Elapsed
17	1	2:35.584	44.105	1:11.546	39.933	162.1	46:10.327
18	1	2:37.168	44.069	1:12.134	40.965	160.4	48:47.495
19	1	2:36.711	44.800	1:11.756	40.155	160.9	51:24.206
20	1	2:38.396	43.969	1:13.541	40.886	159.2	54:02.602
21	1	2:34.882	43.827	1:11.320	39.735	162.8	56:37.484
22	1	2:36.548	43.991	1:12.309	40.248	161.1	59:14.032
23	1	2:38.313	43.976	1:12.369	41.968	159.3	1:01:52.345

246 1.Pieter VAN NOORDENNE 2.Robert GIELLISE 3.Rogier VAN DER LINDE — AUDI TCR RS3 — DTC-1

Lap	D	Time	Sector 1	Sector 2	Sector 3	Kph	Elapsed
1	1	3:14.297	1:07.429	1:21.590	45.278	127.5	3:14.297
2	1	2:54.643	48.451	1:22.608	43.584	144.4	6:08.940
3	1	2:50.436	47.805	1:19.450	43.181	147.9	8:59.376
4	1	2:47.743	46.574	1:17.431	43.738	150.3	11:47.119
5	1	2:43.445	46.890	1:14.817	41.738	154.3	14:30.564
6	1	2:42.694	46.529	1:14.915	41.250	155.0	17:13.258
7	1	2:42.316	46.328	1:14.602	41.386	155.3	19:55.574
8	1	2:45.662	46.320	1:14.962	44.380	152.2	22:41.236
9	1	2:41.971	46.737	1:13.729	41.505	155.7	25:23.207
10	1	2:43.718	46.831	1:15.073	41.814	154.0	28:06.925
11	1	4:10.967 B	59.300	2:18.664	53.003	100.5	32:17.892
12	1	4:55.981	2:34.798	1:30.056	51.127	85.2	37:13.873
13	1	3:14.400	52.676	1:31.086	50.638	129.7	40:28.273
14	1	3:09.983	51.666	1:28.286	50.031	132.7	43:38.256
15	1	3:10.730	51.346	1:29.659	49.725	132.2	46:48.986
16	1	3:07.276	50.888	1:28.788	47.600	134.6	49:56.262
17	1	3:02.425	50.219	1:25.241	46.965	138.2	52:58.687
18	1	3:00.477	49.840	1:24.017	46.620	139.7	55:59.164
19	1	3:02.281	50.219	1:24.858	47.204	138.3	59:01.445
20	1	3:00.586	49.563	1:24.779	46.244	139.6	1:02:02.031

269 1.Mark VAN DER VEEN 2.Martin GROOTEN — BMW E92 M3 GTR — DTC-1

Lap	D	Time	Sector 1	Sector 2	Sector 3	Kph	Elapsed
1	1	2:52.481	52.172	1:17.489	42.820	143.6	2:52.481
2	1	2:48.554	48.371	1:17.503	42.680	149.6	5:41.035
3	1	2:48.166	48.888	1:16.564	42.714	149.9	8:29.201
4	1	2:47.295	47.656	1:17.024	42.615	150.7	11:16.496
5	1	2:46.101	48.076	1:14.450	43.575	151.8	14:02.597
6	1	2:45.596	48.186	1:15.198	42.212	152.3	16:48.193
7	1	2:44.983	46.766	1:15.236	42.981	152.8	19:33.176
8	1	2:44.442	47.420	1:14.377	42.645	153.3	22:17.618
9	1	2:43.520	46.807	1:14.715	41.998	154.2	25:01.138
10	1	2:53.992 B	47.172	1:15.323	51.497	144.9	27:55.130
11	1	5:11.466	2:58.917	1:26.013	46.536	81.0	33:06.596
12	1	2:48.495	49.419	1:15.993	43.083	149.6	35:55.091
13	1	2:45.121	47.185	1:15.594	42.342	152.7	38:40.212
14	1	2:44.430	47.604	1:14.944	41.882	153.3	41:24.642
15	1	2:47.165	46.996	1:15.743	44.426	150.8	44:11.807
16	1	2:43.974	47.013	1:14.865	42.096	153.8	46:55.781
17	1	2:44.651	47.022	1:15.466	42.163	153.1	49:40.432
18	1	2:43.049	46.751	1:14.549	41.749	154.6	52:23.481
19	1	2:43.238	46.781	1:14.707	41.750	154.5	55:06.719
20	1	2:43.809	47.084	1:14.593	42.132	153.9	57:50.528
21	1	2:44.128	46.840	1:14.592	42.696	153.6	1:00:34.656
22	1	2:44.548	46.758	1:15.537	42.253	153.2	1:03:19.204

411 1.Mark WIERINGA — ZILHOUETTE 3.0 GTR — DTC-1

Lap	D	Time	Sector 1	Sector 2	Sector 3	Kph	Elapsed
1	1	2:56.156	53.153	1:19.267	43.736	140.6	2:56.156
2	1	2:48.930	49.133	1:16.323	43.474	149.3	5:45.086
3	1	2:46.833	48.148	1:15.385	43.300	151.1	8:31.919
4	1	2:46.411	48.076	1:15.296	43.039	151.5	11:18.330
5	1	2:45.583	48.069	1:14.618	42.896	152.3	14:03.913
6	1	2:45.304	47.744	1:14.901	42.659	152.5	16:49.217
7	1	2:45.080	47.404	1:14.433	43.243	152.7	19:34.297
8	1	2:46.989	47.601	1:16.243	43.145	151.0	22:21.286
9	1	2:46.637	47.937	1:15.639	43.061	151.3	25:07.923
10	1	2:46.742	48.168	1:15.083	43.491	151.2	27:54.665
11	1	3:48.372	52.880	1:46.432	1:09.060	110.4	31:43.037
12	1	2:53.611 B	48.278	1:15.452	49.881	145.2	34:36.648
13	1	3:59.306	2:01.215	1:15.127	42.964	105.4	38:35.954
14	1	2:45.953	47.823	1:15.156	42.974	151.9	41:21.907
15	1	2:46.259	47.454	1:15.441	43.364	151.7	44:08.166
16	1	2:45.258	47.990	1:14.585	42.683	152.6	46:53.424
17	1	2:44.471	47.596	1:14.458	42.417	153.3	49:37.895
18	1	2:44.287	47.802	1:14.081	42.404	153.5	52:22.182
19	1	2:44.142	47.634	1:13.947	42.561	153.6	55:06.324
20	1	2:44.991	47.579	1:15.129	42.283	152.8	57:51.315
21	1	2:44.751	47.401	1:14.600	42.750	153.0	1:00:36.066
22	1	2:45.609	47.209	1:15.199	43.201	152.3	1:03:21.675

481 1.Lars BLAAK — ZILHOUETTE 3.0 sport — DTC-1

Lap	D	Time	Sector 1	Sector 2	Sector 3	Kph	Elapsed
1	1	2:56.388	54.414	1:18.207	43.767	140.5	2:56.388
2	1	2:46.009	48.918	1:14.091	43.000	151.9	5:42.397
3	1	2:47.331	47.717	1:16.531	43.083	150.7	8:29.728
4	1	2:47.139	47.420	1:16.872	42.847	150.9	11:16.867
5	1	2:45.565	48.003	1:14.291	43.271	152.3	14:02.432
6	1	2:44.653	48.484	1:13.901	42.268	153.1	16:47.085
7	1	2:44.838	47.616	1:14.136	43.086	153.0	19:31.923
8	1	2:43.927	47.703	1:13.905	42.319	153.8	22:15.850
9	1	2:43.658	47.894	1:13.830	41.934	154.1	24:59.508
10	1	2:45.586	47.715	1:14.606	43.265	152.3	27:45.094
11	1	3:56.225	47.884	1:56.775	1:11.566	106.7	31:41.319
12	1	2:52.664 B	48.867	1:14.449	49.348	146.0	34:33.983
13	1	3:59.532	2:02.952	1:14.348	42.232	105.3	38:33.515
14	1	2:45.162	48.389	1:14.160	42.613	152.7	41:18.677
15	1	2:44.467	47.817	1:13.507	43.143	153.3	44:03.144
16	1	2:43.836	48.191	1:13.124	42.521	153.9	46:46.980
17	1	2:45.523	48.958	1:13.871	42.694	152.3	49:32.503
18	1	2:44.073	48.057	1:13.621	42.395	153.7	52:16.576
19	1	2:44.710	48.194	1:13.162	43.354	153.1	55:01.286
20	1	2:44.113	47.826	1:13.744	42.543	153.6	57:45.399
21	1	2:44.886	47.527	1:14.072	43.287	152.9	1:00:30.285
22	1	2:43.068	47.119	1:13.816	42.133	154.6	1:03:13.353

498 1.Jack HOEKSTRA 2.Pieter DE JONG — ZILHOUETTE 3.0 — DTC-1

ROADBOOK MOTOR CLASSIC
www.spasixhours.com
contact@roadbook.net

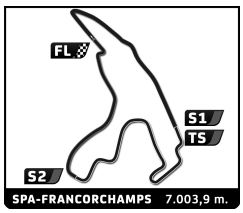

3-ACNN SERIES 1

SUPER SPA

Race 1

Sector Analysis

__ Invalidated Lap Personal Best Session Best **B** Crossing the pit lane

Lap	D	Time	Sector 1	Sector 2	Sector 3	Kph	Elapsed	Lap	D	Time	Sector 1	Sector 2	Sector 3	Kph	Elapsed
1	2	2:51.723	51.592	1:17.368	42.763	144.3	2:51.723								
2	2	2:46.197	48.601	1:14.852	42.744	151.7	5:37.920								
3	2	2:46.224	48.604	1:14.627	42.993	151.7	8:24.144								
4	2	2:46.276	48.094	1:15.362	42.820	151.6	11:10.420								
5	2	2:46.485	48.643	1:15.088	42.754	151.4	13:56.905								
6	2	2:44.791	48.048	1:14.024	42.719	153.0	16:41.696								
7	2	2:45.838	49.039	1:14.210	42.589	152.0	19:27.534								
8	2	2:45.027	48.213	1:13.925	42.889	152.8	22:12.561								
9	2	2:46.352	48.352	1:15.533	42.467	151.6	24:58.913								
10	2	2:51.656 **B**	48.437	1:15.391	47.828	146.9	27:50.569								
11	2	5:00.238	2:47.669	1:27.721	44.848	84.0	32:50.807								
12	2	2:44.893	48.907	1:13.331	42.655	152.9	35:35.700								
13	2	2:44.773	48.699	1:13.523	42.551	153.0	38:20.473								
14	2	2:44.464	48.009	1:13.918	42.537	153.3	41:04.937								
15	2	2:45.477	49.398	1:13.379	42.700	152.4	43:50.414								
16	2	2:42.408	48.190	1:12.321	41.897	155.3	46:32.822								
17	2	2:42.582	47.781	1:12.433	42.368	155.1	49:15.404								
18	2	2:43.500	47.377	1:13.768	42.355	154.2	51:58.904								
19	2	2:43.812	47.801	1:13.476	42.535	153.9	54:42.716								
20	2	2:46.909	47.627	1:16.570	42.712	151.1	57:29.625								
21	2	2:45.497	48.724	1:13.648	43.125	152.4	1:00:15.122								
22	2	2:47.673	50.336	1:14.404	42.933	150.4	1:03:02.795								

ROADBOOK MOTOR CLASSIC
www.spasixhours.com
contact@roadbook.net

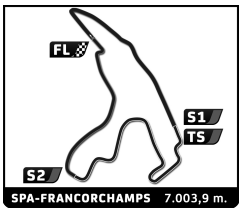

3-ACNN SERIES 1

SUPER SPA

Race 1

Final Race Director Report

Hour	Flag	Message
16:01:56		FORMATION LAP
16:10:01		WARNING FLAG CAR 94 AND 2 - TRACK LIMITS
16:10:15		WARNING FLAG CAR 94 AND 2 AND 269 - TRACK LIMITS
16:10:31		WARNING FLAG CAR 46 - TRACK LIMITS
16:11:07	YF	YELLOW FLAG AT TURN 9
16:11:10	GF	GREEN FLAG
16:12:58		WARNING FLAG CAR 811 - TRACK LIMITS
16:13:11		WARNING FLAG CAR 38 - TRACK LIMITS
16:13:55		CAR 11 CHECK TRANSPONDER DURING PIT STOP - VERY LOW STRENGHT
16:15:00		WARNING FLAG CAR 82 - TRACK LIMITS
16:15:28		5" TIME PENALTY FOR CAR 94 - TRACK LIMITS - SECOND FAULT
16:15:52		WARNING FLAG CAR 898
16:16:06		5" TIME PENALTY FOR CAR 269 - TRACK LIMITS - SECOND FAULT
16:16:52		5" TIME PENALTY FOR CAR 46 - TRACK LIMITS - SECOND FAULT
16:17:06		WARNING FLAG CAR 35
16:18:43		WARNING FLAG CAR 481 - TRACK LIMIT FIRST FAULT
16:19:47		WARNING FLAG CAR 11 AND 79 - TRACK LIMIT FIRST FAULT
16:21:20		5" TIME PENALTY FOR CAR 498 - TRACK LIMIT - SECOND FAULT
16:21:30		WARNING FLAG CAR 38 - TRACK LIMIT FIRST FAULT
16:22:10		WARNING FLAG CAR 43 - TRACK LIMIT FIRST FAULT
16:22:54	YF	YELLOW FLAG AT TURN 10
16:23:19	YF	DOUBLE YELLOW AT TURN 10
16:23:41		WARNING FLAG CAR 23 - TRACK LIMIT FIRST FAULT
16:23:49	YF	YELLOW FLAG AT TURN 10
16:24:15		5" TIME PENALTY FOR CAR 481 - TRACK LIMIT SECOND FAULT
16:25:02		WARNING FLAG CAR 96 - TRACK LIMIT FIRST FAULT
16:28:01	YF	DOUBLE YELLOW AT TURN 10
16:28:20	YF	DOUBLE YELLOW AT TURN 10 - YELLOW FLAG AT TURN 9
16:28:25	YF	DOUBLE YELLOW AT TURN 10 - YELLOW FLAG AT TURN 8,9
16:29:39		10" TIME PENALTY CAR 498 - TRACK LIMIT - THIRD FAULT
16:29:49	YF	DOUBLE YELLOW AT TURN 2,10 - YELLOW FLAG AT TURN 8,9
16:29:57	YF	DOUBLE YELLOW AT TURN 2 - YELLOW FLAG AT TURN 8,9
16:29:58	YF	DOUBLE YELLOW AT TURN 2 - YELLOW FLAG AT TURN 8
16:29:58	YF	DOUBLE YELLOW AT TURN 2
16:30:03	GF	GREEN FLAG
16:32:30		Pit window Open 10:00
16:33:05		5" TIME PENALTY FOR CAR 2 - TRACK LIMIT - SECOND FAULT
16:33:18		WARNING FLAG CAR 35 - TRACK LIMIT> FIRST FAULT
16:34:07	YF	YELLOW FLAG AT TURN 19
16:34:44	FY	YELLOW FLAG
16:34:51		FULL COURSE YELLOW
16:37:35	GF	GREEN FLAG
16:38:32	YF	YELLOW FLAG AT TURN 1
16:38:49	GF	GREEN FLAG
16:38:52	YF	YELLOW FLAG AT TURN 17
16:39:05	YF	DOUBLE YELLOW AT TURN 17
16:39:26	GF	GREEN FLAG

ROADBOOK MOTOR CLASSIC
www.spasixhours.com
contact@roadbook.net

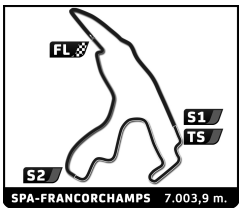

3-ACNN SERIES 1

SUPER SPA

Race 1

Final Race Director Report

Hour	Flag	Message
16:42:15		5" TIME PENALTY FOR CAR 38 - TRACK LIMIT - SECOND FAULT
16:42:32		PIT WINDOW CLOSED
16:43:02		WARNING FLAG CAR 124 - TRACK LIMIT FIRST FAULT
16:43:17		5" TIME PENALTY FOR CAR 11 - TRACK LIMIT - SECOND FAULT
16:44:52		WARNING FLAG CAR 27 - TRACK LIMIT FIRST FAULT
16:45:32		WARNING FLAG CAR 69 - TRACK LIMIT FIRST FAULT
16:45:54		5" TIME PENALTY FOR CAR 79 - TRACK LIMIT - SECOND FAULT
16:46:15		10" TIME PENALTY CAR 2 - TRACK LIMIT - THIRD FAULT
16:47:26		WARNING FLAG CAR 24 - TRACK LIMIT FIRST FAULT
16:48:04		5" TIME PENALTY FOR CAR 411 - TRACK LIMIT - SECOND FAULT
16:48:16		10" TIME PENALTY CAR 269 - TRACK LIMIT - THIRD FAULT
16:48:51		5" TIME PENALTY FOR CAR 124 - TRACK LIMIT AT T - SECOND FAULT
16:49:14		DRIVE TROUGH CAR 2 - TRACK LIMIT - 4TH FAULT
16:49:48	YF	DOUBLE YELLOW AT TURN 2
16:49:58	GF	GREEN FLAG
16:51:11		WARNING FLAG CAR 4 - TRACK LIMIT FIRST FAULT
16:51:33		WARNING FLAG CAR 4 AND 180 - TRACK LIMIT FIRST FAULT
16:53:56		10" TIME PENALTY CAR 94 - TRACK LIMIT - THIRD FAULT
16:54:58		5" TIME PENALTY FOR CAR 11 - TRACK LIMIT SECOND FAULT
16:55:25		5" TIME PENALTY FOR CAR 35 - TRACK LIMIT - SECOND FAULT
16:59:26		5" TIME PENALTY FOR CAR 27 - TRACK LIMIT - SECOND FAULT
17:07:37		DRIVE TROUGH CAR 94 CONVERTED TO TIME PEN - TRACK LIMIT - 4TH FAULT
17:08:16		CHEQUERED FLAG
17:12:09	GF	PIT LANE OPENED

Published at: .....

Stewards:			Timekeeper:
Jan DHONDT	Guy DAUBRIE	Peter GEENS	Mario ESTÉBANEZ

ROADBOOK MOTOR CLASSIC
www.spasixhours.com
contact@roadbook.net

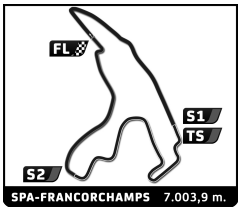

3-ACNN SERIES 1

SUPER SPA

Race 1

Weather Report

Air Temperature

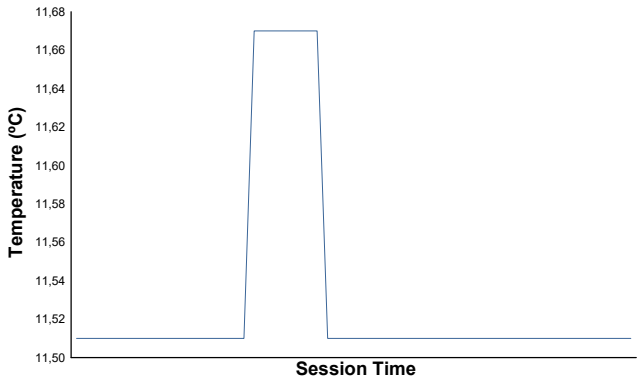

Track Temperature

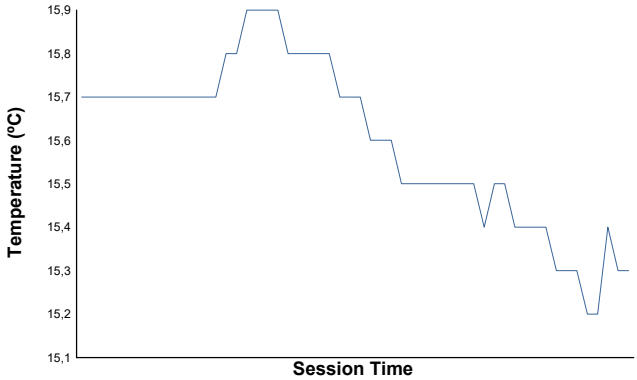

Humidity

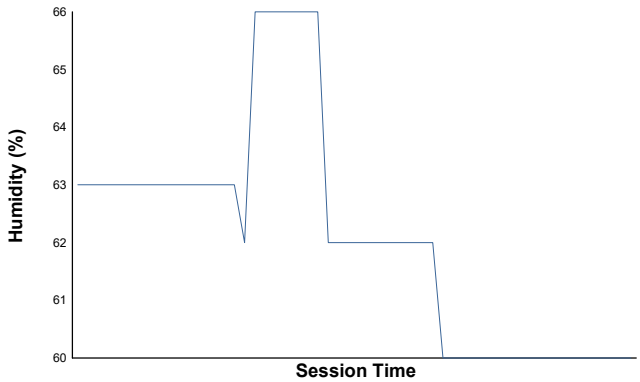

Pressure

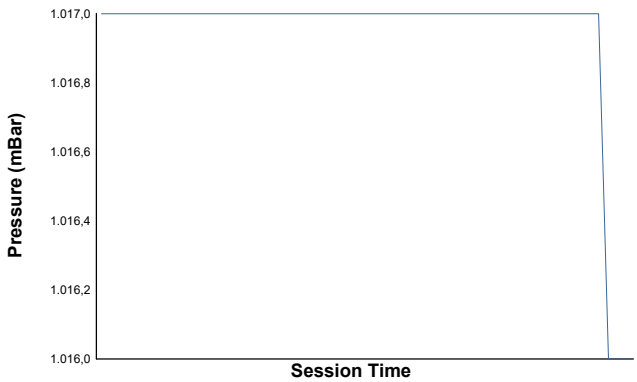

Wind Speed

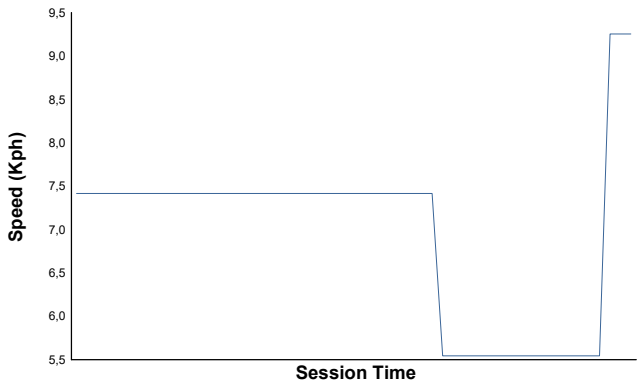

Wind Direction

North=0º/360º East=90º South=180º West=270º

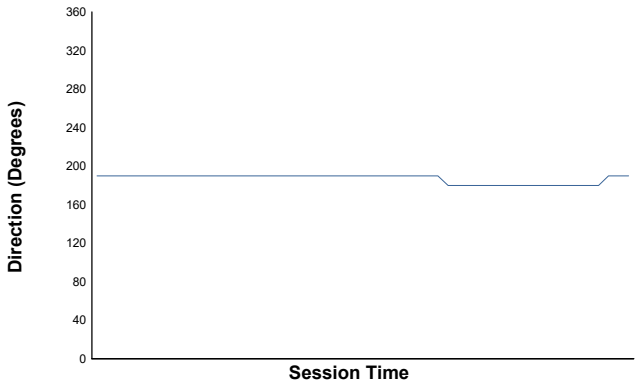

Track Status: **DRY**

ROADBOOK MOTOR CLASSIC
www.spasixhours.com
contact@roadbook.net

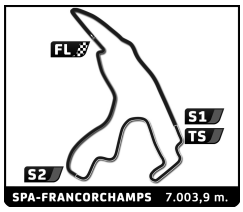

3-ACNN SERIES 1

SUPER SPA

Race 2 (1 Hour 1 Minute)

Final Starting Grid

Folkert ROSENKAMP	113	- 17 -		
Mounir ARREFFAG	234	- 16 -	488	Dick VERHOEK
Roland VAN HIERDEN	23	- 15 -	43	Arnold BAKKER
Peter TERLOUW	42	- 14 -	10	Arjen DAMMINGA
David VAN DER WEE	79	- 13 -	7	Richard VAN SIKKELERUS
Dennis HUTTEN	46	- 12 -	11	Arjen DAMMINGA
Pieter VAN NOORDENNE	246	- 11 -	124	Henk MAAS
Marcel VAN DER LIP	94	- 10 -	92	Sjoerd STIKSMA
Martijn VAN DAM	27	- 9 -	38	Coen CASPERS
Hendri VAN NORDEN	24	- 8 -	96	Mathijs HOVENGA
Remon JAGER	88	- 7 -	49	Merijn ALDEWERELD
Sébastien MATHIEU	84	- 6 -	180	Daaf STEENTJES
Mark WIERINGA	411	- 5 -	269	Mark VAN DER VEEN
Jack HOEKSTRA	498	- 4 -	481	Lars BLAAK
Jean-Pierre VERHOEVEN	35	- 3 -	223	Pieter-Jan LEFEVERE
Semo KERIC	69	- 2 -	2	Martijn HARTJES
Thijs WESSELING	224	- 1 -	82	Haso KERIC

Pole

CAR #234 - BACK OF THE GRID - STEWARDS DECISION
CAR #488 - BACK OF THE GRID - STEWARDS DECISION
CAR #113 - BACK OF THE GRID - STEWARDS DECISION

Stewards:
Jan DHONDT Guy DAUBRIE Peter GEENS

Timekeeper:
Mario ESTÉBANEZ

ROADBOOK MOTOR CLASSIC
www.spasixhours.com
contact@roadbook.net

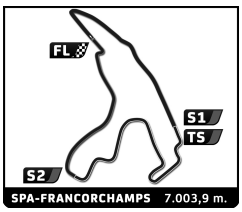

3-ACNN SERIES 1

SUPER SPA

Race 2 (1 Hour 1 Minute)

Final Classification

	No	Drivers	Team	Car	Cl.	Laps	Total Time	Gap	Kph	Lap	Best Lap Time	Kph
1	82	H. KERIC		BMW M4 GT4	DTC-GT	21	**1:02:27.027**	-	141.2	4	**2:51.130**	147.3
2	69	S. KERIC		BMW M2 CS Racing	DTC-GT	21	**1:02:43.141**	+16.114	140.6	2	**2:50.586**	147.8
3	2	M. HARTJES		DNRT V8	DTC-GT	21	**1:03:06.746**	+39.719	139.7	8	**2:51.908**	146.7
4	224	T. WESSELING		BMW M4 GT4	DTC-GT	21	**1:03:52.340**	+1:25.313	138.1	14	**2:55.707**	143.5
5	35	J. VERHOEVEN / J. VERHOEVEN / J. VERHOEVEN		BMW M2 CS Racing	DTC-GT	21	**1:04:18.133**	+1:51.106	137.1	5	**2:53.462**	145.4
6	42	P. TERLOUW		CUPRA TCR	DTC-GT	20	**1:03:01.248**	1 Lap	133.2	13	**3:00.698**	139.5
7	481	L. BLAAK		ZILHOUETTE 3.0 sport	DTC-1	20	**1:03:39.422**	1 Lap	131.9	9	**3:03.563**	137.4
8	223	P. LEFEVERE		BMW M240i	DTC-GT	20	**1:03:56.771**	1 Lap	131.3	7	**3:02.669**	138.0
9	84	S. MATHIEU / P. SMANIOTTO		996 GT3 Cup	DTC-GT	20	**1:04:00.637**	1 Lap	131.2	5	**2:54.590**	144.4
10	411	M. WIERINGA		ZILHOUETTE 3.0 GTR	DTC-1	20	**1:04:03.244**	1 Lap	131.1	17	**3:02.415**	138.2
11	498	J. HOEKSTRA / P. DE JONG		ZILHOUETTE 3.0	DTC-1	20	**1:04:16.129**	1 Lap	130.7	7	**3:04.063**	137.0
12	113	F. ROSENKAMP		BMW M2 CS	DTC-3	20	**1:04:45.772**	1 Lap	129.7	15	**3:01.072**	139.2
13	180	D. STEENTJES		BMW M2 CS Racing	DTC-GT	20	**1:05:04.490**	1 Lap	129.0	8	**3:06.163**	135.4
14	94	M. VAN DER LIP		BMW E36 M3	DTC-1	20	**1:05:08.409**	1 Lap	128.9	15	**3:05.335**	136.0
15	92	S. STIKSMA / J. STIKSMA		BMW E90 330i cup	330i	19	**1:04:47.413**	2 Laps	123.1	9	**3:11.853**	131.4
16	124	H. MAAS		DW-16	DTC-2	19	**1:04:49.010**	2 Laps	123.1	17	**3:12.388**	131.1
17	246	P. VAN NOORDENNE / R. GIELLISE / R. VAN DER LINDE		AUDI TCR RS3	DTC-1	19	**1:05:24.365**	2 Laps	122.0	9	**3:10.705**	132.2
18	488	D. VERHOEK / L. VAN WIJNGAARDEN		BMW E46 M3	DTC-3	18	**56:40.540**	3 Laps	133.3	6	**2:59.193**	140.7
19	269	M. VAN DER VEEN / M. GROOTEN		BMW E92 M3 GTR	DTC-1	18	**1:00:25.311**	3 Laps	125.1	13	**3:12.688**	130.9
20	7	R. VAN SIKKELERUS		WESTFIELD	DTC-2	18	**1:02:24.467**	3 Laps	121.1	15	**3:14.426**	129.7
21	88	R. JAGER		BMW E90 330i cup	330i	18	**1:02:26.267**	3 Laps	121.0	16	**3:19.403**	126.4
22	24	H. VAN NORDEN		BMW E90 330i cup	330i	18	**1:02:42.047**	3 Laps	120.5	14	**3:19.454**	126.4
23	96	M. HOVENGA		BMW E90 330i cup	330i	18	**1:02:43.088**	3 Laps	120.5	15	**3:17.486**	127.7
24	49	M. ALDEWERELD		BMW E90 330i cup	330i	18	**1:02:50.077**	3 Laps	120.3	15	**3:19.752**	126.2
25	234	M. ARREFFAG / H. ARREFFAG		CUPRA TCR	DTC-1	18	**1:03:50.277**	3 Laps	118.4	14	**3:14.335**	129.7
26	43	A. BAKKER		BMW E90 330i cup	330i	18	**1:04:25.820**	3 Laps	117.3	14	**3:22.391**	124.6
27	38	C. CASPERS / H. LIJZENGA		BMW E90 330i cup	330i	18	**1:04:27.325**	3 Laps	117.2	15	**3:23.338**	124.0
28	27	M. VAN DAM / B. DE JONG		BMW E90 330i cup	330i	18	**1:04:34.754**	3 Laps	117.0	8	**3:17.357**	127.8
29	79	D. VAN DER WEE / J. VAN VEEN		HYUNDAI 130N Performance	DTC-3	17	**1:02:40.487**	4 Laps	113.9	8	**3:21.204**	125.3
30	46	D. HUTTEN / L. HUTTEN		BMW E87 123D	DTC-4	17	**1:02:56.365**	4 Laps	113.4	6	**3:25.618**	122.6
31	23	R. VAN HIERDEN		BMW E36	DTC-4	17	**1:04:42.152**	4 Laps	110.3	13	**3:34.305**	117.7
32	11	A. DAMMINGA / E. WIERINGA		BMW E90 330i cup	330i	13	**51:46.219**	8 Laps	105.4	2	**3:38.720**	115.3

Not Started

	10	E. WIERINGA / A. DAMMINGA		BMW E90 330i cup	330i							

Pole Position:		Thijs WESSELING		
Fastest Lap:	Lap 2	Semo KERIC	**2:50.586**	147.8 Kph

CARS #49, #82, #411 & #481 - TIME PENALTY OF 5 SECONDS DUE TO TRACK LIMITS
CARS #498 - TIME PENALTY OF 5 + 10 SECONDS DUE TO TRACK LIMITS
CARS #94 & #124 - TIME PENALTY OF 20 SECONDS - OUTSIDE PIT WINDOW
CAR #24 - TIME PENALTY OF 3.608 SECONDS - PIT STOP INFRINGEMENT

Track Status: **WET**

Published at: .....

Stewards:
Jan DHONDT Guy DAUBRIE Peter GEENS

Timekeeper:
Mario ESTÉBANEZ

ROADBOOK MOTOR CLASSIC
www.spasixhours.com
contact@roadbook.net

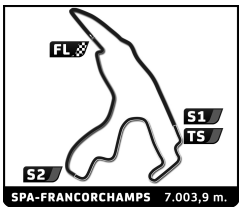

3-ACNN SERIES 1

SUPER SPA

Race 2 (1 Hour 1 Minute)

Final Classification by Class

	No	Drivers	Team	Car	Laps	Total Time	Gap	Kph	Lap	Best Lap Time	Kph
330i											
1	92	S. STIKSMA / J. STIKSMA		BMW E90 330i cup	19	1:04:47.413		123.1	9	3:11.853	131.4
2	88	R. JAGER		BMW E90 330i cup	18	1:02:26.267	1 Lap	121.0	16	3:19.403	126.4
3	24	H. VAN NORDEN		BMW E90 330i cup	18	1:02:42.047	1 Lap	120.5	14	3:19.454	126.4
4	96	M. HOVENGA		BMW E90 330i cup	18	1:02:43.088	1 Lap	120.5	15	3:17.486	127.7
5	49	M. ALDEWERELD		BMW E90 330i cup	18	1:02:50.077	1 Lap	120.3	15	3:19.752	126.2
6	43	A. BAKKER		BMW E90 330i cup	18	1:04:25.820	1 Lap	117.3	14	3:22.391	124.6
7	38	C. CASPERS / H. LIJZENGA		BMW E90 330i cup	18	1:04:27.325	1 Lap	117.2	15	3:23.338	124.0
8	27	M. VAN DAM / B. DE JONG		BMW E90 330i cup	18	1:04:34.754	1 Lap	117.0	8	3:17.357	127.8
9	11	A. DAMMINGA / E. WIERINGA		BMW E90 330i cup	13	51:46.219	6 Laps	105.4	2	3:38.720	115.3
Not Started											
	10	E. WIERINGA / A. DAMMINGA		BMW E90 330i cup							
DTC-1											
1	481	L. BLAAK		ZILHOUETTE 3.0 sport	20	1:03:39.422		131.9	9	3:03.563	137.4
2	411	M. WIERINGA		ZILHOUETTE 3.0 GTR	20	1:04:03.244	+23.822	131.1	17	3:02.415	138.2
3	498	J. HOEKSTRA / P. DE JONG		ZILHOUETTE 3.0	20	1:04:16.129	+36.707	130.7	7	3:04.063	137.0
4	94	M. VAN DER LIP		BMW E36 M3	20	1:05:08.409	+1'28.987	128.9	15	3:05.335	136.0
5	246	P. VAN NOORDENNE / R. GIELLISE / R. VAN DER LINDE		AUDI TCR RS3	19	1:05:24.365	1 Lap	122.0	9	3:10.705	132.2
6	269	M. VAN DER VEEN / M. GROOTEN		BMW E92 M3 GTR	18	1:00:25.311	2 Laps	125.1	13	3:12.688	130.9
7	234	M. ARREFFAG / H. ARREFFAG		CUPRA TCR	18	1:03:50.277	2 Laps	118.4	14	3:14.335	129.7
DTC-2											
1	124	H. MAAS		DW-16	19	1:04:49.010		123.1	17	3:12.388	131.1
2	7	R. VAN SIKKELERUS		WESTFIELD	18	1:02:24.467	1 Lap	121.1	15	3:14.426	129.7
DTC-3											
1	113	F. ROSENKAMP		BMW M2 CS	20	1:04:45.772		129.7	15	3:01.072	139.2
2	488	D. VERHOEK / L. VAN WIJNGAARDEN		BMW E46 M3	18	56:40.540	2 Laps	133.3	6	2:59.193	140.7
3	79	D. VAN DER WEE / J. VAN VEEN		HYUNDAI 130N Performance	17	1:02:40.487	3 Laps	113.9	8	3:21.204	125.3
DTC-4											
1	46	D. HUTTEN / L. HUTTEN		BMW E87 123D	17	1:02:56.365		113.4	6	3:25.618	122.6
2	23	R. VAN HIERDEN		BMW E36	17	1:04:42.152	+1'45.787	110.3	13	3:34.305	117.7
DTC-GT											
1	82	H. KERIC		BMW M4 GT4	21	1:02:27.027		141.2	4	2:51.130	147.3
2	69	S. KERIC		BMW M2 CS Racing	21	1:02:43.141	+16.114	140.6	2	2:50.586	147.8
3	2	M. HARTJES		DNRT V8	21	1:03:06.746	+39.719	139.7	8	2:51.908	146.7
4	224	T. WESSELING		BMW M4 GT4	21	1:03:52.340	+1'25.313	138.1	14	2:55.707	143.5
5	35	J. VERHOEVEN / J. VERHOEVEN / J. VERHOEVEN		BMW M2 CS Racing	21	1:04:18.133	+1'51.106	137.1	5	2:53.462	145.4
6	42	P. TERLOUW		CUPRA TCR	20	1:03:01.248	1 Lap	133.2	13	3:00.698	139.5
7	223	P. LEFEVERE		BMW M240i	20	1:03:56.771	1 Lap	131.3	7	3:02.669	138.0
8	84	S. MATHIEU / P. SMANIOTTO		996 GT3 Cup	20	1:04:00.637	1 Lap	131.2	5	2:54.590	144.4
9	180	D. STEENTJES		BMW M2 CS Racing	20	1:05:04.490	1 Lap	129.0	8	3:06.163	135.4

CARS #49, #82, #411 & #481 - TIME PENALTY OF 5 SECONDS DUE TO TRACK LIMITS
CARS #498 - TIME PENALTY OF 5 + 10 SECONDS DUE TO TRACK LIMITS
CARS #94 & #124 - TIME PENALTY OF 20 SECONDS - OUTSIDE PIT WINDOW
CAR #24 - TIME PENALTY OF 3.608 SECONDS - PIT STOP INFRINGEMENT

Published at: .....

Track Status: **WET**

Stewards:
Jan DHONDT Guy DAUBRIE Peter GEENS

Timekeeper:
Mario ESTÉBANEZ

ROADBOOK MOTOR CLASSIC
www.spasixhours.com
contact@roadbook.net

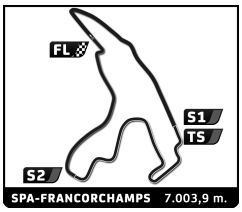

3-ACNN SERIES 1

SUPER SPA

Race 2

Lap Chart

No	Pos	Grid	Lap 1	2	3	4	5	6	7	8	9	10	11	12	13	14	15	16	17	18	19	20	21
224	1	224	69	69	69	69	69	69	69	69	69	69	69	69	69	82	82	82	82	82	82	82	82
82	2	82	224	82	82	82	82	82	82	82	82	82	82	82	82	69	69	69	69	69	69	69	69
69	3	69	82	224	224	224	224	2	2	2	2	2	2	2	2	2	2	2	2	2	2	2	2
2	4	2	35	35	2	2	2	224	224	224	224	84	84	35	35	224	224	224	224	224	224	224	224
35	5	35	2	2	84	84	84	35	35	35	35	224	488	224	224	35	35	35	35	35	35	35	35
223	6	223	84	84	35	35	35	84	84	84	84	35	35	488	488	488	488	488	488	488	42	42	
498	7	498	498	498	498	488	488	488	488	488	488	488	224	84	84	42	42	42	42	42	481	481	
481	8	481	223	223	223	498	223	223	223	498	498	42	42	42	42	84	84	481	481	481	84	223	
411	9	411	481	481	488	223	498	498	498	223	42	481	481	481	481	481	481	84	84	84	411	411	
269	10	269	411	411	481	481	481	481	481	42	481	498	94	498	498	498	498	498	498	411	223	84	
84	11	84	269	488	411	42	42	42	42	481	223	411	498	223	223	223	223	411	411	498	498	498	
180	12	180	180	269	180	411	411	411	411	411	411	94	223	411	411	411	411	223	223	223	113	113	
88	13	88	488	180	42	180	180	180	180	180	180	113	411	180	180	94	94	94	94	94	94	94	
49	14	49	94	94	269	269	94	94	94	94	94	269	180	94	94	180	180	180	113	113	180	180	
24	15	24	88	42	94	94	269	269	269	269	269	223	113	113	113	113	113	113	180	180	124		
96	16	96	42	246	246	246	113	113	113	113	113	246	124	269	269	269	269	269	269	269	92		
27	17	27	49	92	27	113	246	246	246	246	246	180	269	92	92	92	92	92	92	124	246		
38	18	38	246	27	113	27	92	92	92	92	92	92	92	246	246	124	124	124	124	92			
94	19	94	27	88	88	92	27	27	27	27	27	124	246	124	124	246	246	246	246	246			
92	20	92	92	124	124	124	124	124	124	124	124	27	88	88	88	88	88	88	88	7			
246	21	246	96	49	92	88	88	88	88	88	88	88	27	24	24	24	7	7	7	88			
124	22	124	124	96	49	49	234	49	234	234	234	7	24	49	7	7	24	24	24	24			
46	23	46	24	24	96	96	49	234	49	49	7	24	49	7	49	49	49	49	96	96			
11	24	11	38	38	24	234	96	79	79	79	24	49	7	96	96	96	96	96	49	49			
79	25	79	79	113	38	79	79	96	96	7	49	96	96	27	27	27	27	234	234	234			
7	26	7	46	79	79	24	24	24	7	24	79	38	38	234	234	234	234	27	27	43			
42	27	42	7	234	234	38	7	7	24	96	38	234	234	38	38	43	43	43	43	38			
10	28	10	43	7	7	7	38	38	38	38	46	43	43	43	43	38	38	38	38	27			
23	29	23	234	46	46	46	46	46	46	46	43	46	46	46	46	46	46	46	79				
43	30	43	113	43	43	43	43	43	43	43	96	79	79	79	79	79	79	79	46				
234	31	234	11	11	11	11	23	23	23	23	23	23	23	23	23	23	23	23	23				
488	32	488	23	23	23	23	11	11	11	11	11	11	11	11	11								
113	33	113																					

ROADBOOK
MOTOR CLASSIC
www.spasixhours.com
contact@roadbook.net

N N

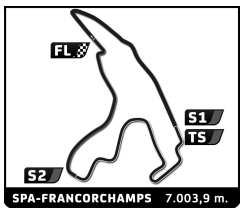

3-ACNN SERIES 1

SUPER SPA

Race 2

Best Sector Times

	Sector 1		Sector 2		Sector 3							
	No	Driver	Time	No	Driver	Time	No	Driver	Time	No	Team	Class	Ideal Lap	Best Lap	
1	82	H.KERIC	46.688	69	S.KERIC	1:19.397	82	H.KERIC	42.840	1	69	DTC-GT	2:49.818	2:50.586	(1)
2	2	M.HARTJES	47.181	2	M.HARTJES	1:20.481	69	S.KERIC	43.233	2	82	DTC-GT	2:50.143	2:51.130	(2)
3	69	S.KERIC	47.188	82	H.KERIC	1:20.615	2	M.HARTJES	43.853	3	2	DTC-GT	2:51.515	2:51.908	(3)
4	35	J.VERHOEVEN	47.377	35	J.VERHOEVEN	1:21.033	35	J.VERHOEVEN	44.476	4	35	DTC-GT	2:52.886	2:53.462	(4)
5	224	T.WESSELING	47.433	84	S.MATHIEU	1:21.121	224	T.WESSELING	44.682	5	224	DTC-GT	2:53.925	2:55.707	(6)
6	84	S.MATHIEU	48.342	224	T.WESSELING	1:21.810	84	S.MATHIEU	44.806	6	84	DTC-GT	2:54.269	2:54.590	(5)
7	113	F.ROSENKAMP	48.572	488	D.VERHOEK	1:23.036	488	D.VERHOEK	45.626	7	488	DTC-3	2:58.644	2:59.193	(7)
8	223	P.LEFEVERE	49.164	42	P.TERLOUW	1:23.978	42	P.TERLOUW	46.050	8	42	DTC-GT	2:59.755	3:00.698	(8)
9	180	D.STEENTJES	49.588	411	M.WIERINGA	1:24.649	113	F.ROSENKAMP	46.094	9	113	DTC-3	3:00.798	3:01.072	(9)
10	42	P.TERLOUW	49.727	481	L.BLAAK	1:24.814	223	P.LEFEVERE	46.377	10	223	DTC-GT	3:00.918	3:02.669	(11)
11	488	D.VERHOEK	49.982	498	J.HOEKSTRA	1:24.855	481	L.BLAAK	46.401	11	411	DTC-1	3:02.415	3:02.415	(10)
12	94	M.VAN DER LIP	50.372	223	P.LEFEVERE	1:25.377	411	M.WIERINGA	46.684	12	481	DTC-1	3:02.693	3:03.563	(12)
13	246	P.VAN NOORDENNE	50.878	94	M.VAN DER LIP	1:25.487	498	J.HOEKSTRA	46.736	13	94	DTC-1	3:03.217	3:05.335	(14)
14	411	M.WIERINGA	51.082	113	F.ROSENKAMP	1:26.132	94	M.VAN DER LIP	47.358	14	498	DTC-1	3:03.370	3:04.063	(13)
15	481	L.BLAAK	51.478	124	H.MAAS	1:27.699	180	D.STEENTJES	47.807	15	180	DTC-GT	3:05.516	3:06.163	(15)
16	498	J.HOEKSTRA	51.779	180	D.STEENTJES	1:28.121	246	P.VAN NOORDENNE	48.394	16	246	DTC-1	3:09.176	3:10.705	(16)
17	269	M.VAN DER VEEN	52.520	92	S.STIKSMA	1:28.527	92	S.STIKSMA	49.000	17	269	DTC-1	3:11.440	3:12.688	(19)
18	234	M.ARREFFAG	53.065	269	M.VAN DER VEEN	1:29.808	269	M.VAN DER VEEN	49.112	18	92	330i	3:11.673	3:11.853	(17)
19	7	R.VAN SIKKELERUS	54.003	246	P.VAN NOORDENNE	1:29.904	124	H.MAAS	49.487	19	124	DTC-2	3:11.861	3:12.388	(18)
20	92	S.STIKSMA	54.146	234	M.ARREFFAG	1:29.985	234	M.ARREFFAG	49.763	20	234	DTC-1	3:12.813	3:14.335	(20)
21	124	H.MAAS	54.675	7	R.VAN SIKKELERUS	1:30.611	7	R.VAN SIKKELERUS	49.812	21	7	DTC-2	3:14.426	3:14.426	(21)
22	79	D.VAN DER WEE	54.683	27	M.VAN DAM	1:31.351	96	M.HOVENGA	50.203	22	27	330i	3:17.166	3:17.357	(22)
23	96	M.HOVENGA	55.299	24	H.VAN NORDEN	1:31.765	27	M.VAN DAM	50.258	23	96	330i	3:17.486	3:17.486	(23)
24	88	R.JAGER	55.356	96	M.HOVENGA	1:31.984	88	R.JAGER	50.657	24	88	330i	3:18.618	3:19.403	(24)
25	27	M.VAN DAM	55.557	49	M.ALDEWERELD	1:32.290	49	M.ALDEWERELD	50.688	25	24	330i	3:19.102	3:19.454	(25)
26	24	H.VAN NORDEN	55.985	88	R.JAGER	1:32.605	79	D.VAN DER WEE	50.765	26	49	330i	3:19.224	3:19.752	(26)
27	49	M.ALDEWERELD	56.246	43	A.BAKKER	1:33.092	24	H.VAN NORDEN	51.352	27	79	DTC-3	3:19.793	3:21.204	(27)
28	38	C.CASPERS	56.520	38	C.CASPERS	1:33.893	43	A.BAKKER	51.374	28	43	330i	3:21.271	3:22.391	(28)
29	43	A.BAKKER	56.805	79	D.VAN DER WEE	1:34.345	38	C.CASPERS	51.513	29	38	330i	3:21.926	3:23.338	(29)
30	46	D.HUTTEN	57.699	46	D.HUTTEN	1:34.368	46	D.HUTTEN	52.545	30	46	DTC-4	3:24.612	3:25.618	(30)
31	23	R.VAN HIERDEN	1:00.087	23	R.VAN HIERDEN	1:38.293	11	A.DAMMINGA	55.342	31	23	DTC-4	3:33.731	3:34.305	(31)
32	11	A.DAMMINGA	1:00.251	11	A.DAMMINGA	1:40.553	23	R.VAN HIERDEN	55.351	32	11	330i	3:36.146	3:38.720	(32)

ROADBOOK MOTOR CLASSIC
www.spasixhours.com
contact@roadbook.net

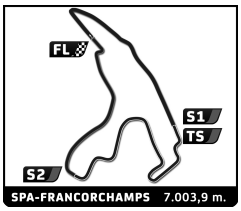

3-ACNN SERIES 1

SUPER SPA

Race 2

Best Top Speed

Team	Car	Class	Top Speed Driver	Top 1 Kph	Top 1 Lap	Top 2 Kph	Top 2 Lap	Top 3 Kph	Top 3 Lap	Top 4 Kph	Top 4 Lap	Top 5 Kph	Top 5 Lap	Avg
82	BMW M4 GT4	DTC-GT	H. KERIC	237.9	14	234.8	18	232.8	8	231.8	17	229.8	11	233,4
69	BMW M2 CS Racing	DTC-GT	S. KERIC	229.8	19	227.8	18	226.4	9	225.9	21	224.5	8	226,9
35	BMW M2 CS Racing	DTC-GT	J. VERHOEVEN	224.1	9	219.5	16	218.6	4	218.2	10	216.0	15	219,3
224	BMW M4 GT4	DTC-GT	T. WESSELING	224.1	14	224.1	4	221.3	16	220.4	10	220.4	6	222,1
42	CUPRA TCR	DTC-GT	P. TERLOUW	220.4	13	220.0	20	217.3	16	214.3	9	213.0	18	217,0
180	BMW M2 CS Racing	DTC-GT	D. STEENTJES	214.7	17	213.9	18	213.0	13	209.7	10	207.7	12	211,8
94	BMW E36 M3	DTC-1	M. VAN DER LIP	213.0	10	212.2	13	206.9	17	204.9	9	202.2	8	207,8
488	BMW E46 M3	DTC-3	D. VERHOEK	212.6	14	212.2	16	211.4	11	210.5	8	210.1	15	211,4
2	DNRT V8	DTC-GT	M. HARTJES	210.9	11	209.7	7	207.3	17	206.9	13	203.0	12	207,6
113	BMW M2 CS	DTC-3	F. ROSENKAMP	209.7	16	206.1	17	205.3	15	204.9	18	203.0	13	205,8
246	AUDI TCR RS3	DTC-1	P. VAN NOORDENNE	207.7	7	203.8	6	197.8	10	197.8	9	194.6	8	200,3
84	996 GT3 Cup	DTC-GT	S. MATHIEU	207.3	8	206.1	5	205.3	6	201.1	10	201.1	4	204,2
223	BMW M240i	DTC-GT	P. LEFEVERE	205.7	14	202.6	8	200.4	20	200.0	16	198.9	13	201,5
481	ZILHOUETTE 3.0 sport	DTC-1	L. BLAAK	203.0	14	202.2	18	200.0	3	199.6	9	199.3	13	200,8
92	BMW E90 330i cup	330i	S. STIKSMA	202.6	9	201.9	8	200.7	5	199.6	10	199.6	7	200,9
269	BMW E92 M3 GTR	DTC-1	M. VAN DER VEEN	202.6	18	197.4	15	197.1	17	197.1	6	196.7	16	198,2
411	ZILHOUETTE 3.0 GTR	DTC-1	M. WIERINGA	200.7	17	196.4	13	196.0	15	195.7	18	194.6	16	196,7
88	BMW E90 330i cup	330i	R. JAGER	197.4	16	195.3	17	193.9	15	193.5	12	192.9	18	194,6
498	ZILHOUETTE 3.0	DTC-1	J. HOEKSTRA	197.4	14	197.1	18	194.9	7	194.9	4	193.9	11	195,6
24	BMW E90 330i cup	330i	H. VAN NORDEN	196.4	16	194.2	9	193.9	14	192.2	15	190.8	12	193,5
27	BMW E90 330i cup	330i	M. VAN DAM	192.9	6	192.2	8	191.2	10	190.8	9	187.2	5	190,9
234	CUPRA TCR	DTC-1	M. ARREFFAG	192.9	7	191.8	5	189.8	16	186.2	12	185.2	9	189,2
49	BMW E90 330i cup	330i	M. [illegible]	192.2	15	190.5	18	189.5	17	189.5	13	188.8	9	190,1
79	HYUNDAI 130N Performance	DTC-3	D. VAN DER [illegible]	191.8	7	189.8	6	189.1	16	189.1	8	187.5	9	189,5
96	BMW E90 330i cup	330i	M. HOVENGA	190.8	15	190.5	17	189.1	18	187.5	13	183.4	9	188,3
124	DW-16	DTC-2	H. MAAS	187.5	16	184.9	9	183.1	14	182.7	17	182.1	6	184,1
38	BMW E90 330i cup	330i	C. CASPERS	185.2	14	183.4	13	179.7	16	178.8	15	178.5	11	181,1
43	BMW E90 330i cup	330i	A. BAKKER	184.6	13	184.0	9	183.7	18	181.8	16	181.8	15	183,2
46	BMW E87 123D	DTC-4	D. HUTTEN	181.8	7	181.5	8	180.6	4	180.3	6	180.3	5	180,9
23	BMW E36	DTC-4	R. VAN [illegible]	176.2	17	173.1	13	170.3	6	167.4	12	164.9	15	170,4
11	BMW E90 330i cup	330i	A. DAMMINGA	171.2	1	170.9	13	166.2	9	159.5	10	159.5	5	165,5
7	WESTFIELD	DTC-2	R. VAN SIKKELERUS	170.9	9	169.8	15	168.0	14	163.1	10	161.7	13	166,7
10	BMW E90 330i cup	330i												

ROADBOOK MOTOR CLASSIC
www.spasixhours.com
contact@roadbook.net

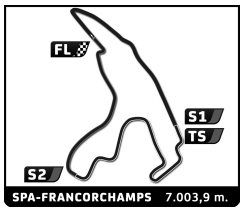

3-ACNN SERIES 1

SUPER SPA

Race 2

Fastest Lap Sequence

Elapsed	No Team	Car	Class	Driver	Time	Kph	Lap
5:43.417	69	BMW M2 CS Racing	DTC-GT	Semo KERIC	**2:50.586**	147.8	2

ROADBOOK
MOTOR CLASSIC
www.spasixhours.com
contact@roadbook.net

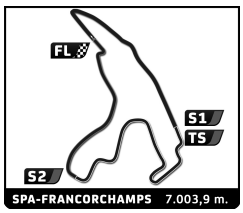

3-ACNN SERIES 1
SUPER SPA
Race 2

Sector Analysis

__ Invalidated Lap Personal Best Session Best **B** Crossing the pit lane

2 — 1.Martijn HARTJES — DNRT V8 / DTC-GT

Lap	D	Time	Sector 1	Sector 2	Sector 3	Kph	Elapsed
1	1	3:04.505	54.885	1:24.103	45.517	134.3	3:04.505
2	1	2:55.816	49.057	1:21.492	45.267	143.4	6:00.321
3	1	2:54.915	48.937	1:21.558	44.420	144.2	8:55.236
4	1	2:54.334	48.193	1:20.481	45.660	144.6	11:49.570
5	1	2:56.805	48.633	1:21.781	46.391	142.6	14:46.375
6	1	2:55.713	48.326	1:23.220	44.167	143.5	17:42.088
7	1	2:54.122	48.943	1:21.326	43.853	144.8	20:36.210
8	1	2:51.908	47.181	1:20.746	43.981	146.7	23:28.118
9	1	2:53.732	48.644	1:21.013	44.075	145.1	26:21.850
10	1	2:53.814	47.825	1:21.208	44.781	145.1	29:15.664
11	1	3:03.475 B	49.715	1:21.090	52.670	137.4	32:19.139
12	1	4:13.363	2:06.619	1:21.643	45.101	99.5	36:32.502
13	1	2:53.544	47.602	1:20.760	45.182	145.3	39:26.046
14	1	2:57.443	48.863	1:24.258	44.322	142.1	42:23.489
15	1	2:53.753	47.444	1:22.381	43.928	145.1	45:17.242
16	1	2:54.000	47.493	1:21.327	45.180	144.9	48:11.242
17	1	2:55.882	48.690	1:22.703	44.489	143.4	51:07.124
18	1	2:55.884	48.697	1:22.083	45.104	143.4	54:03.008
19	1	2:57.628	48.273	1:23.294	46.061	141.9	57:00.636
20	1	2:57.954	47.924	1:24.249	45.781	141.7	59:58.590
21	1	3:08.156	48.764	1:23.731	55.661	134.0	1:03:06.746

7 — 1.Richard VAN SIKKELERUS — WESTFIELD / DTC-2

Lap	D	Time	Sector 1	Sector 2	Sector 3	Kph	Elapsed
1	1	3:54.711	1:13.252	1:46.164	55.295	105.6	3:54.711
2	1	3:29.341	56.923	1:36.510	55.908	120.4	7:24.052
3	1	3:27.750	59.333	1:34.128	54.289	121.4	10:51.802
4	1	3:23.024	56.690	1:34.182	52.152	124.2	14:14.826
5	1	3:23.342	56.304	1:34.970	52.068	124.0	17:38.168
6	1	3:24.764	56.786	1:35.762	52.216	123.1	21:02.932
7	1	3:22.804	55.450	1:35.504	51.850	124.3	24:25.736
8	1	3:19.176	56.460	1:32.378	50.338	126.6	27:44.912
9	1	3:18.356	54.934	1:32.286	51.136	127.1	31:03.268
10	1	3:29.512 B	55.735	1:33.139	1:00.638	120.3	34:32.780
11	1	4:46.048	2:18.365	1:34.759	52.924	88.1	39:18.828
12	1	3:19.621	55.414	1:32.809	51.398	126.3	42:38.449
13	1	3:16.486	54.278	1:31.573	50.635	128.3	45:54.935
14	1	3:17.115	54.476	1:31.379	51.260	127.9	49:12.050
15	1	3:14.426	54.003	1:30.611	49.812	129.7	52:26.476
16	1	3:19.176	54.229	1:33.457	51.490	126.6	55:45.652
17	1	3:19.357	54.731	1:33.018	51.608	126.5	59:05.009
18	1	3:19.458	55.069	1:32.193	52.196	126.4	1:02:24.467

11 — 1.Arjen DAMMINGA, 2.Erik WIERINGA — BMW E90 330i cup / 330i

Lap	D	Time	Sector 1	Sector 2	Sector 3	Kph	Elapsed
1	1	4:00.610	1:15.133	1:45.906	59.571	103.0	4:00.610
2	1	3:38.720	1:02.825	1:40.553	55.342	115.3	7:39.330
3	1	4:17.066	1:34.640	1:44.729	57.697	98.1	11:56.396
4	1	3:41.374	1:02.902	1:41.539	56.933	113.9	15:37.770
5	1	3:57.845	1:01.766	1:55.620	1:00.459	106.0	19:35.615
6	1	3:44.026	1:02.573	1:42.427	59.026	112.6	23:19.641
7	1	3:52.463 B	1:00.602	1:42.955	1:08.906	108.5	27:12.104
8	1	4:58.270	2:19.288	1:42.743	56.239	84.5	32:10.374
9	1	3:56.296	1:00.390	1:58.261	57.645	106.7	36:06.670
10	1	3:44.165	1:02.301	1:43.894	57.970	112.5	39:50.835
11	1	3:49.851	1:00.251	1:53.845	55.755	109.7	43:40.686
12	1	4:23.677	1:31.444	1:49.962	1:02.271	95.6	48:04.363
13	1	3:41.856	1:03.197	1:41.973	56.686	113.7	51:46.219

23 — 1.Roland VAN HIERDEN — BMW E36 / DTC-4

Lap	D	Time	Sector 1	Sector 2	Sector 3	Kph	Elapsed
1	1	4:19.202	1:26.235	1:49.885	1:03.082	95.6	4:19.202
2	1	3:53.152	1:07.055	1:44.864	1:01.233	108.1	8:12.354
3	1	3:53.718	1:09.472	1:44.429	59.817	107.9	12:06.072
4	1	3:45.094	1:03.356	1:42.511	59.227	112.0	15:51.166
5	1	3:43.342	1:02.055	1:42.448	58.839	112.9	19:34.508
6	1	3:42.852	1:03.323	1:41.005	58.524	113.1	23:17.360
7	1	3:39.708	1:01.484	1:41.099	57.125	114.8	26:57.068
8	1	3:50.097 B	1:01.630	1:40.535	1:07.932	109.6	30:47.165
9	1	4:53.382	2:13.568	1:41.587	58.227	85.9	35:40.547
10	1	3:43.133	1:02.239	1:42.967	57.927	113.0	39:23.680
11	1	3:37.081	1:01.751	1:38.334	56.996	116.2	43:00.761
12	1	3:36.313	1:00.840	1:39.517	55.956	116.6	46:37.074
13	1	3:34.305	1:00.087	1:38.293	55.925	117.7	50:11.379
14	1	3:36.497	1:00.989	1:39.251	56.257	116.5	53:47.876
15	1	3:34.529	1:00.572	1:38.606	55.351	117.5	57:22.405
16	1	3:40.839	1:01.758	1:42.009	57.072	114.2	1:01:03.244
17	1	3:38.908	1:01.851	1:39.970	57.087	115.2	1:04:42.152

24 — 1.Hendri VAN NORDEN — BMW E90 330i cup / 330i

Lap	D	Time	Sector 1	Sector 2	Sector 3	Kph	Elapsed
1	1	3:48.008	1:09.986	1:43.161	54.861	108.7	3:48.008
2	1	3:31.135	59.026	1:37.191	54.918	119.4	7:19.143
3	1	3:27.413	58.712	1:34.853	53.848	121.6	10:46.556
4	1	3:26.419	57.560	1:36.272	52.587	122.2	14:12.975
5	1	3:25.080	56.710	1:35.545	52.825	122.9	17:38.055
6	1	3:24.522	56.942	1:35.278	52.302	123.3	21:02.577
7	1	3:23.868	56.710	1:35.246	51.912	123.7	24:26.445
8	1	3:21.683	56.636	1:33.628	51.419	125.0	27:48.128
9	1	3:21.457	56.487	1:32.495	52.475	125.2	31:09.585
10	1	3:28.314 B	56.809	1:32.643	58.862	121.0	34:37.899
11	1	4:28.276	2:03.698	1:32.788	51.790	94.0	39:06.175
12	1	3:22.249	58.495	1:32.402	51.352	124.7	42:28.424
13	1	3:19.503	56.169	1:31.765	51.569	126.4	45:47.927
14	1	3:19.454	55.985	1:31.828	51.641	126.4	49:07.381
15	1	3:20.911	56.737	1:32.168	52.006	125.5	52:28.292
16	1	3:22.082	56.235	1:33.776	52.071	124.8	55:50.374
17	1	3:22.254	56.423	1:32.808	53.023	124.7	59:12.628
18	1	3:25.811	57.891	1:35.161	52.759	122.5	1:02:38.439

27 — 1.Martijn VAN DAM, 2.Bas DE JONG — BMW E90 330i cup / 330i

Lap	D	Time	Sector 1	Sector 2	Sector 3	Kph	Elapsed
1	1	3:43.210	1:09.794	1:40.393	53.023	111.0	3:43.210

ROADBOOK MOTOR CLASSIC
www.spasixhours.com
contact@roadbook.net

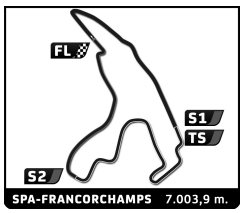

3-ACNN SERIES 1
SUPER SPA
Race 2

Sector Analysis

__ Invalidated Lap Personal Best Session Best **B** Crossing the pit lane

Lap	D	Time	Sector 1	Sector 2	Sector 3	Kph	Elapsed
2	1	3:24.089	57.736	1:35.069	51.284	123.5	7:07.299
3	1	3:21.893	57.284	1:32.952	51.657	124.9	10:29.192
4	1	3:20.288	56.728	1:33.048	50.512	125.9	13:49.480
5	1	3:19.676	55.938	1:32.741	50.997	126.3	17:09.156
6	1	3:20.522	56.577	1:32.961	50.984	125.7	20:29.678
7	1	3:18.750	56.173	1:32.081	50.496	126.9	23:48.428
8	1	3:17.357	55.557	1:31.351	50.449	127.8	27:05.785
9	1	3:17.783	55.741	1:31.784	50.258	127.5	30:23.568
10	1	3:25.576 B	55.721	1:32.791	57.064	122.7	33:49.144
11	1	5:15.949	2:36.953	1:41.645	57.351	79.8	39:05.093
12	1	3:37.162	1:00.902	1:40.116	56.144	116.1	42:42.255
13	1	3:37.860	1:00.625	1:41.841	55.394	115.7	46:20.115
14	1	3:33.027	59.701	1:39.212	54.114	118.4	49:53.142
15	1	3:37.057	59.237	1:40.201	57.619	116.2	53:30.199
16	1	3:42.030	59.577	1:44.635	57.818	113.6	57:12.229
17	1	3:43.669	1:00.667	1:44.481	58.521	112.7	1:00:55.898
18	1	3:38.856	1:00.853	1:40.911	57.092	115.2	1:04:34.754

35 1.Jean-Pierre VERHOEVEN 3.Jay VERHOEVEN 2.Jaxon VERHOEVEN — BMW M2 CS Racing, DTC-GT

Lap	D	Time	Sector 1	Sector 2	Sector 3	Kph	Elapsed
1	1	2:59.757	51.210	1:22.296	46.251	137.8	2:59.757
2	1	2:56.214	48.180	1:21.935	46.099	143.1	5:55.971
3	1	3:12.592	47.918	1:40.097	44.577	130.9	9:08.563
4	1	2:54.535	48.300	1:21.198	45.037	144.5	12:03.098
5	1	2:53.462	47.953	1:21.033	44.476	145.4	14:56.560
6	1	2:54.856	47.676	1:21.912	45.268	144.2	17:51.416
7	1	2:59.457	47.377	1:26.859	45.221	140.5	20:50.873
8	1	2:54.924	47.822	1:22.078	45.024	144.1	23:45.797
9	1	2:56.795	47.491	1:23.509	45.795	142.6	26:42.592
10	1	3:04.701 B	47.699	1:23.234	53.768	136.5	29:47.293
11	1	4:13.724	2:04.732	1:23.681	45.311	99.4	34:01.017
12	1	2:59.775	48.068	1:24.567	47.140	140.3	37:00.792
13	1	2:59.944	48.506	1:24.406	47.032	140.1	40:00.736
14	1	2:59.316	48.629	1:24.113	46.574	140.6	43:00.052
15	1	3:01.027	48.124	1:25.544	47.359	139.3	46:01.079
16	1	2:58.557	48.037	1:24.671	45.849	141.2	48:59.636
17	1	2:59.261	48.465	1:24.450	46.346	140.7	51:58.897
18	1	3:01.317	48.796	1:26.020	46.501	139.1	55:00.214
19	1	3:03.573	49.757	1:26.380	47.436	137.4	58:03.787
20	1	3:05.299	49.062	1:28.852	47.385	136.1	1:01:09.086
21	1	3:09.047	52.892	1:28.212	47.943	133.4	1:04:18.133

38 1.Coen CASPERS 2.Hans LIJZENGA — BMW E90 330i cup, 330i

Lap	D	Time	Sector 1	Sector 2	Sector 3	Kph	Elapsed
1	1	3:49.252	1:08.342	1:47.166	53.744	108.1	3:49.252
2	1	3:30.532	58.771	1:36.877	54.884	119.8	7:19.784
3	1	3:27.021	58.491	1:36.025	52.505	121.8	10:46.805
4	1	3:27.017	58.637	1:36.416	51.964	121.8	14:13.822
5	1	3:28.000	59.352	1:36.241	52.407	121.2	17:41.822
6	1	3:27.308	58.257	1:36.873	52.178	121.6	21:09.130
7	1	3:25.231	57.538	1:36.180	51.513	122.9	24:34.361
8	1	3:24.745	57.542	1:35.209	51.994	123.1	27:59.106
9	1	3:35.509 B	57.777	1:37.836	59.896	117.0	31:34.615
10	1	5:11.592	2:34.538	1:40.134	56.920	80.9	36:46.207
11	1	3:35.806	1:00.213	1:39.070	56.523	116.8	40:22.013
12	1	3:29.032	57.949	1:36.329	54.754	120.6	43:51.045
13	1	3:27.083	59.106	1:34.889	53.088	121.8	47:18.128
14	1	3:26.856	57.697	1:35.794	53.365	121.9	50:44.984
15	1	3:23.338	56.520	1:33.893	52.925	124.0	54:08.322
16	1	3:24.716	56.888	1:34.317	53.511	123.2	57:33.038
17	1	3:27.164	58.101	1:35.561	53.502	121.7	1:01:00.202
18	1	3:27.123	57.867	1:36.805	52.451	121.7	1:04:27.325

42 1.Peter TERLOUW — CUPRA TCR, DTC-GT

Lap	D	Time	Sector 1	Sector 2	Sector 3	Kph	Elapsed
1	1	3:37.784	1:11.905	1:36.092	49.787	113.8	3:37.784
2	1	3:08.467	52.220	1:26.995	49.252	133.8	6:46.251
3	1	3:06.155	52.419	1:25.104	48.632	135.4	9:52.406
4	1	3:02.239	51.160	1:24.642	46.437	138.4	12:54.645
5	1	3:02.511	52.061	1:23.978	46.472	138.2	15:57.156
6	1	3:04.714	53.496	1:24.462	46.756	136.5	19:01.870
7	1	3:02.901	51.678	1:24.409	46.814	137.9	22:04.771
8	1	3:01.541	50.383	1:24.422	46.736	138.9	25:06.312
9	1	3:01.400	50.771	1:24.382	46.247	139.0	28:07.712
10	1	3:03.695	50.482	1:25.826	47.387	137.3	31:11.407
11	1	3:10.439 B	50.685	1:26.434	53.320	132.4	34:21.846
12	1	4:21.373	2:07.303	1:26.991	47.079	96.5	38:43.219
13	1	3:00.698	49.729	1:24.171	46.798	139.5	41:43.917
14	1	3:02.459	50.500	1:24.594	47.365	138.2	44:46.376
15	1	3:02.069	50.903	1:24.872	46.294	138.5	47:48.445
16	1	3:01.083	50.324	1:24.334	46.425	139.2	50:49.528
17	1	3:01.033	49.727	1:25.256	46.050	139.3	53:50.561
18	1	3:02.528	50.354	1:25.584	46.590	138.1	56:53.089
19	1	3:03.586	50.481	1:25.108	47.997	137.3	59:56.675
20	1	3:04.573	49.836	1:25.923	48.814	136.6	1:03:01.248

43 1.Arnold BAKKER — BMW E90 330i cup, 330i

Lap	D	Time	Sector 1	Sector 2	Sector 3	Kph	Elapsed
1	1	3:58.123	1:17.812	1:42.722	57.589	104.0	3:58.123
2	1	3:37.439	1:01.454	1:40.890	55.095	116.0	7:35.562
3	1	3:35.453	1:00.360	1:40.161	54.932	117.0	11:11.015
4	1	3:33.119	59.608	1:38.879	54.632	118.3	14:44.134
5	1	3:33.517	1:00.696	1:38.014	54.807	118.1	18:17.651
6	1	3:31.101	59.168	1:37.955	53.978	119.4	21:48.752
7	1	3:31.847	59.247	1:39.605	52.995	119.0	25:20.599
8	1	3:29.663	59.070	1:36.818	53.775	120.3	28:50.262
9	1	3:37.628 B	58.644	1:36.757	1:02.227	115.9	32:27.890
10	1	4:38.312	2:09.139	1:36.220	52.953	90.6	37:06.202
11	1	3:25.810	58.189	1:35.205	52.416	122.5	40:32.012
12	1	3:23.130	57.361	1:33.962	51.807	124.1	43:55.142
13	1	3:23.286	58.337	1:33.575	51.374	124.0	47:18.428
14	1	3:22.391	57.755	1:33.092	51.544	124.6	50:40.819
15	1	3:24.672	59.234	1:33.512	51.926	123.2	54:05.491
16	1	3:23.278	56.805	1:34.766	51.707	124.0	57:28.769
17	1	3:27.450	57.938	1:35.330	54.182	121.5	1:00:56.219
18	1	3:29.601	1:00.126	1:35.936	53.539	120.3	1:04:25.820

ROADBOOK MOTOR CLASSIC
www.spasixhours.com
contact@roadbook.net

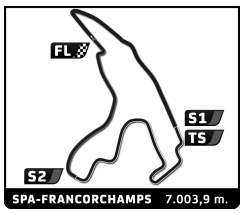

3-ACNN SERIES 1
SUPER SPA
Race 2

Sector Analysis

__ Invalidated Lap Personal Best Session Best **B** Crossing the pit lane

46
1.Dennis HUTTEN
2.Luca HUTTEN
BMW E87 123D
DTC-4

Lap	D	Time	Sector 1	Sector 2	Sector 3	Kph	Elapsed
1	1	3:53.794	1:17.039	1:41.346	55.409	106.0	3:53.794
2	1	3:33.211	1:00.247	1:38.384	54.580	118.3	7:27.005
3	1	3:34.920	59.267	1:42.294	53.359	117.3	11:01.925
4	1	3:29.086	59.311	1:36.226	53.549	120.6	14:31.011
5	1	3:28.829	58.520	1:36.110	54.199	120.7	17:59.840
6	1	3:25.618	58.705	1:34.368	52.545	122.6	21:25.458
7	1	3:42.502	57.699	1:50.155	54.648	113.3	25:07.960
8	1	3:28.520	58.787	1:36.226	53.507	120.9	28:36.480
9	1	3:35.300 B	58.195	1:38.081	59.024	117.1	32:11.780
10	1	5:07.459	2:18.139	1:52.576	56.744	82.0	37:19.239
11	1	3:41.734	1:01.176	1:43.121	57.437	113.7	41:00.973
12	1	3:38.349	59.852	1:41.041	57.456	115.5	44:39.322
13	1	3:38.237	1:00.443	1:41.267	56.527	115.5	48:17.559
14	1	3:39.305	1:00.597	1:42.217	56.491	115.0	51:56.864
15	1	3:38.661	1:00.531	1:41.926	56.204	115.3	55:35.525
16	1	3:39.190	1:00.129	1:41.852	57.209	115.0	59:14.715
17	1	3:41.650	1:01.078	1:42.290	58.282	113.8	1:02:56.365

49
1.Merijn ALDEWERELD
BMW E90 330i cup
330i

Lap	D	Time	Sector 1	Sector 2	Sector 3	Kph	Elapsed
1	1	3:40.950	1:07.010	1:38.392	55.548	112.1	3:40.950
2	1	3:32.678	1:00.292	1:38.181	54.205	118.6	7:13.628
3	1	3:28.814	1:00.154	1:35.297	53.363	120.7	10:42.442
4	1	3:23.993	58.156	1:34.253	51.584	123.6	14:06.435
5	1	3:24.650	57.813	1:34.900	51.937	123.2	17:31.085
6	1	3:24.079	57.179	1:34.415	52.485	123.6	20:55.164
7	1	3:22.726	57.246	1:33.820	51.660	124.4	24:17.890
8	1	3:21.810	57.232	1:33.143	51.435	124.9	27:39.700
9	1	3:32.752 B	57.340	1:34.750	1:00.662	118.5	31:12.452
10	1	4:36.556	2:11.189	1:33.685	51.682	91.2	35:49.008
11	1	3:22.815	57.036	1:34.516	51.263	124.3	39:11.823
12	1	3:22.156	56.246	1:34.948	50.962	124.7	42:33.979
13	1	3:22.543	56.580	1:33.323	52.640	124.5	45:56.522
14	1	3:20.709	57.575	1:32.377	50.757	125.6	49:17.231
15	1	3:19.752	56.774	1:32.290	50.688	126.2	52:36.983
16	1	3:21.654	56.848	1:32.975	51.831	125.0	55:58.637
17	1	3:22.651	56.569	1:34.417	51.665	124.4	59:21.288
18	1	3:23.789	57.107	1:34.862	51.820	123.7	1:02:45.077

69
1.Semo KERIC
BMW M2 CS Racing
DTC-GT

Lap	D	Time	Sector 1	Sector 2	Sector 3	Kph	Elapsed
1	1	2:52.831	49.866	1:19.732	43.233	143.3	2:52.831
2	1	2:50.586	47.748	1:19.397	43.441	147.8	5:43.417
3	1	2:50.768	47.613	1:19.627	43.528	147.7	8:34.185
4	1	2:52.207	47.565	1:21.037	43.605	146.4	11:26.392
5	1	2:52.668	47.357	1:21.570	43.741	146.0	14:19.060
6	1	2:56.057	49.646	1:22.036	44.375	143.2	17:15.117
7	1	2:52.410	47.459	1:21.077	43.874	146.2	20:07.527
8	1	2:53.392	47.188	1:22.262	43.942	145.4	23:00.919
9	1	2:53.601	47.233	1:21.866	44.502	145.2	25:54.520
10	1	2:55.016	47.430	1:22.535	45.051	144.1	28:49.536
11	1	3:01.322 B	47.386	1:23.388	50.548	139.1	31:50.858
12	1	4:09.068	2:01.575	1:22.698	44.795	101.2	35:59.926
13	1	2:57.652	48.012	1:24.351	45.289	141.9	38:57.578
14	1	2:56.200	47.477	1:22.916	45.807	143.1	41:53.778
15	1	2:56.198	47.933	1:23.668	44.597	143.1	44:49.976
16	1	2:56.801	47.647	1:24.234	44.920	142.6	47:46.777
17	1	2:56.597	47.960	1:23.598	45.039	142.8	50:43.374
18	1	2:58.532	48.708	1:24.130	45.694	141.2	53:41.906
19	1	2:58.594	47.725	1:24.988	45.881	141.2	56:40.500
20	1	2:59.584	48.236	1:25.422	45.926	140.4	59:40.084
21	1	3:03.057	50.094	1:26.312	46.651	137.7	1:02:43.141

79
1.David VAN DER WEE
2.Jirry VAN VEEN
HYUNDAI 130N Performance
DTC-3

Lap	D	Time	Sector 1	Sector 2	Sector 3	Kph	Elapsed
1	1	3:52.575	1:15.717	1:42.279	54.579	106.5	3:52.575
2	1	3:28.547	57.262	1:37.072	54.213	120.9	7:21.122
3	1	3:27.643	57.149	1:37.666	52.828	121.4	10:48.765
4	1	3:23.702	55.041	1:36.222	52.439	123.8	14:12.467
5	1	3:24.230	55.292	1:37.193	51.745	123.5	17:36.697
6	1	3:24.276	55.198	1:37.461	51.617	123.4	21:00.973
7	1	3:21.481	54.905	1:35.811	50.765	125.1	24:22.454
8	1	3:21.204	54.838	1:35.180	51.186	125.3	27:43.658
9	1	3:32.843 B	55.263	1:37.792	59.788	118.5	31:16.501
10	1	6:22.671	3:45.267	1:40.035	57.369	65.9	37:39.172
11	1	3:43.537 B	1:00.718	1:39.993	1:02.826	112.8	41:22.709
12	1	4:15.720	1:43.191	1:38.817	53.712	98.6	45:38.429
13	1	3:23.421	55.448	1:35.895	52.078	124.0	49:01.850
14	1	3:24.601	55.280	1:36.733	52.588	123.2	52:26.451
15	1	3:27.383	55.599	1:38.827	52.957	121.6	55:53.834
16	1	3:21.370	54.683	1:34.345	52.342	125.2	59:15.204
17	1	3:25.283	56.096	1:36.428	52.759	122.8	1:02:40.487

82
1.Haso KERIC
BMW M4 GT4
DTC-GT

Lap	D	Time	Sector 1	Sector 2	Sector 3	Kph	Elapsed
1	1	2:58.626	50.900	1:22.168	45.558	138.7	2:58.626
2	1	2:53.079	47.665	1:21.803	43.611	145.7	5:51.705
3	1	2:51.739	47.396	1:20.684	43.659	146.8	8:43.444
4	1	2:51.130	47.675	1:20.615	42.840	147.3	11:34.574
5	1	2:53.568	46.688	1:21.641	45.239	145.3	14:28.142
6	1	2:56.499	47.295	1:24.467	44.737	142.9	17:24.641
7	1	2:52.199	47.125	1:21.224	43.850	146.4	20:16.840
8	1	2:53.482	47.968	1:20.985	44.529	145.3	23:10.322
9	1	2:53.837	47.212	1:22.025	44.600	145.0	26:04.159
10	1	2:52.197	47.265	1:20.720	44.212	146.4	28:56.356
11	1	3:00.835 B	48.158	1:22.436	50.241	139.4	31:57.191
12	1	4:08.310	2:02.766	1:20.760	44.784	101.5	36:05.501
13	1	2:55.079	47.215	1:23.376	44.488	144.0	39:00.580
14	1	2:52.505	46.790	1:21.084	44.631	146.2	41:53.085
15	1	2:53.016	47.026	1:21.669	44.321	145.7	44:46.101
16	1	2:54.068	47.763	1:22.328	43.977	144.9	47:40.169
17	1	2:53.936	47.864	1:22.304	43.768	145.0	50:34.105
18	1	2:55.259	47.301	1:23.713	44.245	143.9	53:29.364
19	1	2:54.340	46.792	1:22.306	45.242	144.6	56:23.704
20	1	2:57.143	48.039	1:23.873	45.231	142.3	59:20.847

ROADBOOK MOTOR CLASSIC
www.spasixhours.com
contact@roadbook.net

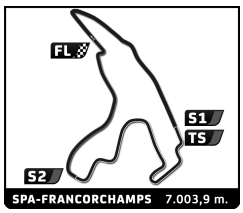

3-ACNN SERIES 1
SUPER SPA
Race 2

Sector Analysis

__ Invalidated Lap Personal Best Session Best **B** Crossing the pit lane

84
1.Sébastien MATHIEU
2.Philippe SMANIOTTO
996 GT3 Cup
DTC-GT

Lap	D	Time	Sector 1	Sector 2	Sector 3	Kph	Elapsed
21	1	3:01.180	49.955	1:24.220	47.005	139.2	1:02:22.027
1	1	3:07.137	57.200	1:24.165	45.772	132.4	3:07.137
2	1	2:59.490	49.790	1:23.468	46.232	140.5	6:06.627
3	1	2:56.784	49.669	1:21.985	45.130	142.6	9:03.411
4	1	2:56.725	49.108	1:21.147	46.470	142.7	12:00.136
5	1	2:54.590	48.663	1:21.121	44.806	144.4	14:54.726
6	1	2:57.183	48.695	1:22.016	46.472	142.3	17:51.909
7	1	3:01.074	49.124	1:25.968	45.982	139.2	20:52.983
8	1	2:56.896	49.216	1:22.311	45.369	142.5	23:49.879
9	1	2:56.801	49.132	1:22.295	45.374	142.6	26:46.680
10	1	2:57.264	48.342	1:22.845	46.077	142.2	29:43.944
11	1	3:07.070 B	49.369	1:24.287	53.414	134.8	32:51.014
12	1	5:38.050	3:00.094	1:28.699	1:09.257	74.6	38:29.064
13	1	3:11.154	52.650	1:29.822	48.682	131.9	41:40.218
14	1	3:11.000	53.154	1:29.219	48.627	132.0	44:51.218
15	1	3:09.191	52.223	1:28.542	48.426	133.3	48:00.409
16	1	3:10.211	52.070	1:29.418	48.723	132.6	51:10.620
17	1	3:08.544	51.414	1:28.541	48.589	133.7	54:19.164
18	1	3:10.606	52.178	1:29.247	49.181	132.3	57:29.770
19	1	3:15.592	52.285	1:30.799	52.508	128.9	1:00:45.362
20	1	3:15.275	54.184	1:32.080	49.011	129.1	1:04:00.637

88
1.Remon JAGER
BMW E90 330i cup
330i

Lap	D	Time	Sector 1	Sector 2	Sector 3	Kph	Elapsed
1	1	3:37.012	1:05.001	1:37.440	54.571	114.2	3:37.012
2	1	3:30.574	58.813	1:38.671	53.090	119.7	7:07.586
3	1	3:27.167	57.743	1:35.570	53.854	121.7	10:34.753
4	1	3:25.664	57.064	1:36.096	52.504	122.6	14:00.417
5	1	3:23.545	56.827	1:34.726	51.992	123.9	17:23.962
6	1	3:24.482	57.033	1:35.102	52.347	123.3	20:48.444
7	1	3:21.066	56.416	1:33.457	51.193	125.4	24:09.510
8	1	3:20.281	55.644	1:33.655	50.982	125.9	27:29.791
9	1	3:20.652	55.684	1:33.295	51.673	125.7	30:50.443
10	1	3:29.235 B	56.278	1:34.531	58.426	120.5	34:19.678
11	1	4:34.110	2:08.656	1:34.483	50.971	92.0	38:53.788
12	1	3:20.684	55.774	1:33.137	51.773	125.6	42:14.472
13	1	3:22.317	56.140	1:34.946	51.231	124.6	45:36.789
14	1	3:20.124	56.442	1:32.605	51.077	126.0	48:56.913
15	1	3:19.850	56.076	1:33.117	50.657	126.2	52:16.763
16	1	3:19.403	55.356	1:32.693	51.354	126.4	55:36.166
17	1	3:21.288	55.641	1:33.541	52.106	125.3	58:57.454
18	1	3:28.813	56.931	1:37.200	54.682	120.7	1:02:26.267

92
1.Sjoerd STIKSMA
2.Jasper STIKSMA
BMW E90 330i cup
330i

Lap	D	Time	Sector 1	Sector 2	Sector 3	Kph	Elapsed
1	1	3:44.238	1:10.722	1:39.683	53.833	110.5	3:44.238
2	1	3:20.598	56.291	1:32.775	51.532	125.7	7:04.836
3	1	3:31.051	1:07.844	1:32.082	51.125	119.5	10:35.887
4	1	3:16.342	55.441	1:31.103	49.798	128.4	13:52.229
5	1	3:16.506	54.906	1:31.205	50.395	128.3	17:08.735
6	1	3:14.867	55.245	1:30.193	49.429	129.4	20:23.602
7	1	3:13.072	54.654	1:29.418	49.000	130.6	23:36.674
8	1	3:13.582	54.437	1:29.466	49.679	130.3	26:50.256
9	1	3:11.853	54.146	1:28.527	49.180	131.4	30:02.109
10	1	3:21.969 B	55.022	1:29.913	57.034	124.8	33:24.078
11	1	4:32.638	2:06.813	1:34.120	51.705	92.5	37:56.716
12	1	3:20.522	56.180	1:32.771	51.571	125.7	41:17.238
13	1	3:19.913	55.237	1:32.922	51.754	126.1	44:37.151
14	1	3:20.525	56.310	1:32.785	51.430	125.7	47:57.676
15	1	3:20.594	56.297	1:33.368	50.929	125.7	51:18.270
16	1	3:17.426	55.332	1:31.754	50.340	127.7	54:35.696
17	1	3:19.794	54.882	1:32.831	52.081	126.2	57:55.490
18	1	3:23.953	56.529	1:34.922	52.502	123.6	1:01:19.443
19	1	3:27.970	57.560	1:35.814	54.596	121.2	1:04:47.413

94
1.Marcel VAN DER LIP
BMW E36 M3
DTC-1

Lap	D	Time	Sector 1	Sector 2	Sector 3	Kph	Elapsed
1	1	3:34.230	1:07.855	1:34.611	51.764	115.6	3:34.230
2	1	3:11.618	51.819	1:30.778	49.021	131.6	6:45.848
3	1	3:13.411	52.694	1:31.236	49.481	130.4	9:59.259
4	1	3:10.475	53.386	1:28.742	48.347	132.4	13:09.734
5	1	3:08.717	51.861	1:28.237	48.619	133.6	16:18.451
6	1	3:09.843	52.042	1:28.668	49.133	132.8	19:28.294
7	1	3:12.660	52.091	1:29.367	51.202	130.9	22:40.954
8	1	3:08.200	51.650	1:27.788	48.762	134.0	25:49.154
9	1	3:10.854	52.616	1:28.495	49.743	132.1	29:00.008
10	1	3:07.483	51.138	1:27.798	48.547	134.5	32:07.491
11	1	3:13.902 B	52.179	1:26.589	55.134	130.0	35:21.393
12	1	4:26.915	2:12.412	1:26.231	48.272	94.5	39:48.308
13	1	3:06.143	51.314	1:26.001	48.828	135.5	42:54.451
14	1	3:06.358	50.372	1:28.628	47.358	135.3	46:00.809
15	1	3:05.335	52.158	1:25.487	47.690	136.0	49:06.144
16	1	3:05.521	50.699	1:26.972	47.850	135.9	52:11.665
17	1	3:08.262	51.804	1:28.215	48.243	133.9	55:19.927
18	1	3:07.807	51.510	1:27.688	48.609	134.3	58:27.734
19	1	3:11.812	51.826	1:31.371	48.615	131.5	1:01:39.546
20	1	3:08.863	52.720	1:27.928	48.215	133.5	1:04:48.409

96
1.Mathijs HOVENGA
BMW E90 330i cup
330i

Lap	D	Time	Sector 1	Sector 2	Sector 3	Kph	Elapsed
1	1	3:45.341	1:07.704	1:41.758	55.879	109.9	3:45.341
2	1	3:32.592	1:00.189	1:38.434	53.969	118.6	7:17.933
3	1	3:26.775	58.676	1:35.779	52.320	121.9	10:44.708
4	1	3:24.488	57.193	1:35.434	51.861	123.3	14:09.196
5	1	3:25.864	57.987	1:36.471	51.406	122.5	17:35.060
6	1	3:26.753	57.124	1:37.813	51.816	122.0	21:01.813
7	1	3:23.854	56.528	1:35.162	52.164	123.7	24:25.667
8	1	3:30.388 B	56.639	1:34.094	59.655	119.8	27:56.055
9	1	4:39.010	2:13.641	1:34.197	51.172	90.4	32:35.065
10	1	3:23.854	56.552	1:35.482	51.820	123.7	35:58.919
11	1	3:21.370	56.602	1:32.895	51.873	125.2	39:20.289
12	1	3:21.008	56.374	1:32.907	51.727	125.4	42:41.297
13	1	3:21.242	56.475	1:33.844	50.923	125.3	46:02.539
14	1	3:19.041	56.241	1:32.405	50.395	126.7	49:21.580
15	1	3:17.486	55.299	1:31.984	50.203	127.7	52:39.066

ROADBOOK MOTOR CLASSIC
www.spasixhours.com
contact@roadbook.net

3-ACNN SERIES 1
SUPER SPA
Race 2

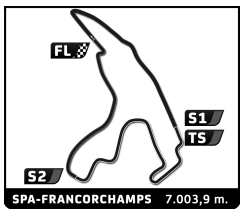

Sector Analysis

__ Invalidated Lap Personal Best Session Best **B** Crossing the pit lane

Lap	D	Time	Sector 1	Sector 2	Sector 3	Kph	Elapsed
16	1	3:19.873	55.786	1:32.683	51.404	126.2	55:58.939
17	1	3:21.341	56.161	1:33.488	51.692	125.2	59:20.280
18	1	3:22.808	57.264	1:34.618	50.926	124.3	1:02:43.088

113 1.Folkert ROSENKAMP — BMW M2 CS, DTC-3

Lap	D	Time	Sector 1	Sector 2	Sector 3	Kph	Elapsed
1	1	3:59.249	1:21.310	1:40.978	56.961	103.6	3:59.249
2	1	3:20.646	56.544	1:33.912	50.190	125.7	7:19.895
3	1	3:12.636	53.494	1:30.058	49.084	130.9	10:32.531
4	1	3:09.496	51.542	1:28.871	49.083	133.1	13:42.027
5	1	3:11.255	51.233	1:32.053	47.969	131.8	16:53.282
6	1	3:04.855	49.865	1:27.486	47.504	136.4	19:58.137
7	1	3:09.477	50.336	1:30.728	48.413	133.1	23:07.614
8	1	3:05.088	50.582	1:27.178	47.328	136.2	26:12.702
9	1	3:10.736	49.864	1:28.336	52.536	132.2	29:23.438
10	1	3:15.476 B	49.933	1:28.261	57.282	129.0	32:38.914
11	1	4:28.132	2:10.034	1:30.739	47.359	94.0	37:07.046
12	1	3:05.415	50.907	1:27.477	47.031	136.0	40:12.461
13	1	3:02.184	49.111	1:26.849	46.224	138.4	43:14.645
14	1	3:03.456	49.084	1:27.579	46.793	137.4	46:18.101
15	1	3:01.072	48.581	1:26.132	46.359	139.2	49:19.173
16	1	3:02.330	49.361	1:26.875	46.094	138.3	52:21.503
17	1	3:02.531	48.572	1:27.136	46.823	138.1	55:24.034
18	1	3:05.028	49.294	1:27.825	47.909	136.3	58:29.062
19	1	3:06.522	50.276	1:28.619	47.627	135.2	1:01:35.584
20	1	3:10.188	54.046	1:29.044	47.098	132.6	1:04:45.772

124 1.Henk MAAS — DW-16, DTC-2

Lap	D	Time	Sector 1	Sector 2	Sector 3	Kph	Elapsed
1	1	3:45.597	1:11.288	1:39.472	54.837	109.8	3:45.597
2	1	3:23.028	56.550	1:34.305	52.173	124.2	7:08.625
3	1	3:27.228	57.189	1:35.423	54.616	121.7	10:35.853
4	1	3:20.696	56.716	1:32.568	51.412	125.6	13:56.549
5	1	3:19.215	55.819	1:32.522	50.874	126.6	17:15.764
6	1	3:18.777	55.992	1:31.445	51.340	126.8	20:34.541
7	1	3:20.073	56.911	1:32.248	50.914	126.0	23:54.614
8	1	3:16.295	55.073	1:30.828	50.394	128.5	27:10.909
9	1	3:18.446	54.843	1:32.388	51.215	127.1	30:29.355
10	1	3:16.567	55.423	1:30.760	50.384	128.3	33:45.922
11	1	3:26.229 B	55.538	1:32.449	58.242	122.3	37:12.151
12	1	4:32.838	2:12.285	1:30.218	50.335	92.4	41:44.989
13	1	3:14.359	54.788	1:29.815	49.756	129.7	44:59.348
14	1	3:13.473	54.675	1:29.118	49.680	130.3	48:12.821
15	1	3:15.563	56.228	1:29.848	49.487	128.9	51:28.384
16	1	3:15.249	56.041	1:28.749	50.459	129.1	54:43.633
17	1	3:12.388	54.942	1:27.699	49.747	131.1	57:56.021
18	1	3:15.040	54.888	1:29.439	50.713	129.3	1:01:11.061
19	1	3:17.949	55.460	1:31.054	51.435	127.4	1:04:29.010

180 1.Daaf STEENTJES — BMW M2 CS Racing, DTC-GT

Lap	D	Time	Sector 1	Sector 2	Sector 3	Kph	Elapsed
1	1	3:24.884	1:02.177	1:32.223	50.484	120.9	3:24.884
2	1	3:15.907	54.391	1:31.680	49.836	128.7	6:40.791
3	1	3:10.275	51.810	1:29.582	48.883	132.5	9:51.066
4	1	3:08.661	50.714	1:29.829	48.118	133.6	12:59.727
5	1	3:08.303	50.307	1:28.817	49.179	133.9	16:08.030
6	1	3:15.692	50.809	1:35.586	49.297	128.8	19:23.722
7	1	3:08.134	50.261	1:29.204	48.669	134.0	22:31.856
8	1	3:06.163	50.235	1:28.121	47.807	135.4	25:38.019
9	1	3:16.572 B	49.722	1:29.272	57.578	128.3	28:54.591
10	1	4:27.514	2:08.905	1:29.803	48.806	94.3	33:22.105
11	1	3:14.348	52.231	1:31.953	50.164	129.7	36:36.453
12	1	3:09.952	50.355	1:29.392	50.205	132.7	39:46.405
13	1	3:07.269	50.189	1:28.588	48.492	134.6	42:53.674
14	1	3:08.974	49.743	1:29.588	49.643	133.4	46:02.648
15	1	3:08.628	50.593	1:28.695	49.340	133.7	49:11.276
16	1	3:07.220	50.802	1:28.546	47.872	134.7	52:18.496
17	1	3:09.776	49.588	1:31.021	49.167	132.9	55:28.272
18	1	3:09.081	50.300	1:29.582	49.199	133.4	58:37.353
19	1	3:11.683	50.731	1:31.550	49.402	131.5	1:01:49.036
20	1	3:15.454	52.414	1:32.793	50.247	129.0	1:05:04.490

223 1.Pieter-Jan LEFEVERE — BMW M240i, DTC-GT

Lap	D	Time	Sector 1	Sector 2	Sector 3	Kph	Elapsed
1	1	3:16.834	58.013	1:28.771	50.050	125.9	3:16.834
2	1	3:09.148	52.751	1:27.981	48.416	133.3	6:25.982
3	1	3:08.459	51.914	1:28.357	48.188	133.8	9:34.441
4	1	3:06.608	50.591	1:28.595	47.422	135.1	12:41.049
5	1	3:03.730	50.049	1:25.512	48.169	137.2	15:44.779
6	1	3:03.477	51.723	1:25.377	46.377	137.4	18:48.256
7	1	3:02.669	49.862	1:25.659	47.148	138.0	21:50.925
8	1	3:11.408	50.903	1:31.243	49.262	131.7	25:02.333
9	1	3:17.352 B	50.920	1:29.217	57.215	127.8	28:19.685
10	1	4:27.811	2:11.301	1:28.956	47.554	94.1	32:47.496
11	1	3:08.397	50.384	1:29.943	48.070	133.8	35:55.893
12	1	3:10.179	49.972	1:30.983	49.224	132.6	39:06.072
13	1	3:08.275	50.828	1:27.681	49.766	133.9	42:14.347
14	1	3:07.225	50.763	1:28.986	47.476	134.7	45:21.572
15	1	3:05.448	50.237	1:27.330	47.881	136.0	48:27.020
16	1	3:09.666	51.345	1:29.512	48.809	132.9	51:36.686
17	1	3:04.812	51.491	1:25.939	47.382	136.4	54:41.498
18	1	3:05.392	49.537	1:27.902	47.953	136.0	57:46.890
19	1	3:05.411	49.164	1:26.993	49.254	136.0	1:00:52.301
20	1	3:04.470	50.567	1:26.649	47.254	136.7	1:03:56.771

224 1.Thijs WESSELING — BMW M4 GT4, DTC-GT

Lap	D	Time	Sector 1	Sector 2	Sector 3	Kph	Elapsed
1	1	2:58.075	50.042	1:21.810	46.223	139.1	2:58.075
2	1	2:57.393	48.028	1:23.414	45.951	142.1	5:55.468
3	1	2:57.298	48.191	1:23.020	46.087	142.2	8:52.766
4	1	2:56.105	47.968	1:22.566	45.571	143.2	11:48.871
5	1	2:56.741	47.724	1:23.175	45.842	142.7	14:45.612
6	1	2:58.354	48.288	1:23.806	46.260	141.4	17:43.966
7	1	2:59.920	49.155	1:24.309	46.456	140.1	20:43.886
8	1	2:57.224	48.043	1:23.518	45.663	142.3	23:41.110
9	1	2:59.135	48.315	1:25.060	45.760	140.8	26:40.245
10	1	3:04.835 B	47.906	1:24.391	52.538	136.4	29:45.080
11	1	4:19.344	2:10.950	1:23.712	44.682	97.2	34:04.424

ROADBOOK MOTOR CLASSIC
www.spasixhours.com
contact@roadbook.net

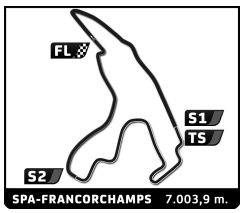

3-ACNN SERIES 1
SUPER SPA
Race 2

Sector Analysis

__ Invalidated Lap Personal Best Session Best **B** Crossing the pit lane

Lap	D	Time	Sector 1	Sector 2	Sector 3	Kph	Elapsed
12	1	2:56.868	47.646	1:23.256	45.966	142.6	37:01.292
13	1	2:59.716	48.303	1:24.296	47.117	140.3	40:01.008
14	1	2:55.707	47.433	1:22.587	45.687	143.5	42:56.715
15	1	2:57.365	47.766	1:24.783	44.816	142.2	45:54.080
16	1	2:58.872	47.456	1:24.456	46.960	141.0	48:52.952
17	1	2:56.298	47.771	1:22.985	45.542	143.0	51:49.250
18	1	2:57.907	48.117	1:24.074	45.716	141.7	54:47.157
19	1	2:58.449	47.861	1:24.655	45.933	141.3	57:45.606
20	1	3:04.208	48.239	1:27.078	48.891	136.9	1:00:49.814
21	1	3:02.526	49.009	1:26.344	47.173	138.1	1:03:52.340

234 1.Mounir ARREFFAG 2.Hassan ARREFFAG — CUPRA TCR, DTC-1

Lap	D	Time	Sector 1	Sector 2	Sector 3	Kph	Elapsed
1	1	3:58.500	1:19.064	1:42.397	57.039	103.9	3:58.500
2	1	3:25.218	56.302	1:34.260	54.656	122.9	7:23.718
3	1	3:26.438	55.451	1:37.318	53.669	122.1	10:50.156
4	1	3:19.734	54.992	1:34.456	50.286	126.2	14:09.890
5	1	3:14.925	53.378	1:31.275	50.272	129.4	17:24.815
6	1	3:32.346	53.065	1:46.175	53.106	118.7	20:57.161
7	1	3:19.705	54.254	1:33.942	51.509	126.3	24:16.866
8	1	3:17.617	54.086	1:32.507	51.024	127.6	27:34.483
9	1	3:27.328 B	53.624	1:33.367	1:00.337	121.6	31:01.811
10	1	5:59.719	3:25.683	1:39.568	54.468	70.1	37:01.530
11	1	3:28.082	59.353	1:36.758	51.971	121.2	40:29.612
12	1	3:17.812	53.657	1:33.502	50.653	127.5	43:47.424
13	1	3:15.743	55.568	1:30.328	49.847	128.8	47:03.167
14	1	3:14.335	53.662	1:29.985	50.688	129.7	50:17.502
15	1	3:21.719	56.456	1:35.500	49.763	125.0	53:39.221
16	1	3:26.037	54.951	1:38.064	53.022	122.4	57:05.258
17	1	3:23.543	55.133	1:35.508	52.902	123.9	1:00:28.801
18	1	3:21.476	55.802	1:32.997	52.677	125.1	1:03:50.277

246 1.Pieter VAN NOORDENNE 2.Robert GIELLISE 3.Rogier VAN DER LINDE — AUDI TCR RS3, DTC-1

Lap	D	Time	Sector 1	Sector 2	Sector 3	Kph	Elapsed
1	1	3:41.323	1:10.304	1:37.538	53.481	111.9	3:41.323
2	1	3:21.529	56.126	1:34.932	50.471	125.1	7:02.852
3	1	3:17.534	53.754	1:33.927	49.853	127.6	10:20.386
4	1	3:13.501	52.491	1:32.315	48.695	130.3	13:33.887
5	1	3:30.325	51.521	1:50.103	48.701	119.9	17:04.212
6	1	3:12.354	51.327	1:31.350	49.677	131.1	20:16.566
7	1	3:15.435	52.278	1:33.159	49.998	129.0	23:32.001
8	1	3:12.179	51.291	1:31.768	49.120	131.2	26:44.180
9	1	3:10.705	51.223	1:31.088	48.394	132.2	29:54.885
10	1	3:18.159 B	50.878	1:29.904	57.377	127.2	33:13.044
11	1	4:49.775	2:19.610	1:37.225	52.940	87.0	38:02.819
12	1	3:20.545	53.701	1:34.640	52.204	125.7	41:23.364
13	1	3:25.137	52.833	1:39.344	52.960	122.9	44:48.501
14	1	3:29.447	56.478	1:38.857	54.112	120.4	48:17.948
15	1	3:26.740	53.683	1:39.735	53.322	122.0	51:44.688
16	1	3:19.832	52.568	1:35.453	51.811	126.2	55:04.520
17	1	3:22.987	52.532	1:38.891	51.564	124.2	58:27.507
18	1	3:28.174	55.531	1:39.582	53.061	121.1	1:01:55.681
19	1	3:28.684	55.664	1:39.410	53.610	120.8	1:05:24.365

269 1.Mark VAN DER VEEN 2.Martin GROOTEN — BMW E92 M3 GTR, DTC-1

Lap	D	Time	Sector 1	Sector 2	Sector 3	Kph	Elapsed
1	1	3:24.013	1:01.636	1:31.993	50.384	121.4	3:24.013
2	1	3:15.273	54.541	1:30.881	49.851	129.1	6:39.286
3	1	3:14.495	53.819	1:30.291	50.385	129.6	9:53.781
4	1	3:12.800	53.131	1:30.311	49.358	130.8	13:06.581
5	1	3:15.897	53.516	1:32.325	50.056	128.7	16:22.478
6	1	3:12.871	53.088	1:29.808	49.975	130.7	19:35.349
7	1	3:16.396	54.438	1:31.697	50.261	128.4	22:51.745
8	1	3:14.263	53.524	1:31.104	49.635	129.8	26:06.008
9	1	3:15.044	53.118	1:30.911	51.015	129.3	29:21.052
10	1	3:23.123 B	52.716	1:31.523	58.884	124.1	32:44.175
11	1	4:50.876	2:21.665	1:36.252	52.959	86.7	37:35.051
12	1	3:19.087	55.949	1:32.654	50.484	126.6	40:54.138
13	1	3:12.688	53.019	1:29.971	49.698	130.9	44:06.826
14	1	3:18.698	56.426	1:32.082	50.190	126.9	47:25.524
15	1	3:15.633	54.079	1:32.378	49.176	128.9	50:41.157
16	1	3:13.337	53.164	1:31.061	49.112	130.4	53:54.494
17	1	3:15.758	53.247	1:32.118	50.393	128.8	57:10.252
18	1	3:15.059	52.520	1:32.055	50.484	129.3	1:00:25.311

411 1.Mark WIERINGA — ZILHOUETTE 3.0 GTR, DTC-1

Lap	D	Time	Sector 1	Sector 2	Sector 3	Kph	Elapsed
1	1	3:21.863	1:00.235	1:32.234	49.394	122.7	3:21.863
2	1	3:13.398	53.502	1:30.655	49.241	130.4	6:35.261
3	1	3:10.841	53.425	1:28.932	48.484	132.1	9:46.102
4	1	3:09.351	53.035	1:27.753	48.563	133.2	12:55.453
5	1	3:08.028	52.753	1:27.362	47.913	134.1	16:03.481
6	1	3:09.204	52.249	1:28.633	48.322	133.3	19:12.685
7	1	3:07.966	52.500	1:27.618	47.848	134.1	22:20.651
8	1	3:05.548	51.837	1:26.069	47.642	135.9	25:26.199
9	1	3:05.570	52.234	1:25.523	47.813	135.9	28:31.769
10	1	3:12.931 B	52.682	1:25.629	54.620	130.7	31:44.700
11	1	4:23.512	2:07.548	1:27.970	47.994	95.7	36:08.212
12	1	3:07.944	52.574	1:27.557	47.813	134.2	39:16.156
13	1	3:04.148	51.657	1:25.551	46.940	136.9	42:20.304
14	1	3:06.076	51.367	1:27.255	47.454	135.5	45:26.380
15	1	3:03.528	51.297	1:24.834	47.397	137.4	48:29.908
16	1	3:06.373	51.645	1:26.715	48.013	135.3	51:36.281
17	1	3:02.415	51.082	1:24.649	46.684	138.2	54:38.696
18	1	3:04.134	51.136	1:25.682	47.316	136.9	57:42.830
19	1	3:08.306	51.297	1:27.176	49.833	133.9	1:00:51.136
20	1	3:07.108	51.922	1:27.779	47.407	134.8	1:03:58.244

481 1.Lars BLAAK — ZILHOUETTE 3.0 sport, DTC-1

Lap	D	Time	Sector 1	Sector 2	Sector 3	Kph	Elapsed
1	1	3:19.168	59.744	1:29.990	49.434	124.4	3:19.168
2	1	3:09.859	53.178	1:28.428	48.253	132.8	6:29.027
3	1	3:08.817	52.324	1:28.242	48.251	133.5	9:37.844
4	1	3:07.111	52.582	1:27.190	47.339	134.8	12:44.955
5	1	3:05.566	51.594	1:26.166	47.806	135.9	15:50.521
6	1	3:06.033	52.151	1:26.946	46.936	135.5	18:56.554

ROADBOOK MOTOR CLASSIC
www.spasixhours.com
contact@roadbook.net

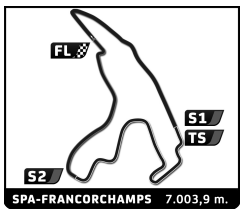

3-ACNN SERIES 1
SUPER SPA
Race 2

Sector Analysis

__ Invalidated Lap Personal Best Session Best **B** Crossing the pit lane

Lap	D	Time	Sector 1	Sector 2	Sector 3	Kph	Elapsed
7	1	3:05.652	52.283	1:26.579	46.790	135.8	22:02.206
8	1	3:06.241	52.513	1:26.947	46.781	135.4	25:08.447
9	1	3:03.563	52.099	1:25.063	46.401	137.4	28:12.010
10	1	3:03.570	51.478	1:25.177	46.915	137.4	31:15.580
11	1	3:11.316 B	51.878	1:25.844	53.594	131.8	34:26.896
12	1	4:20.059	2:05.923	1:27.155	46.981	97.0	38:46.955
13	1	3:04.956	51.923	1:25.917	47.116	136.3	41:51.911
14	1	3:05.046	51.986	1:26.279	46.781	136.3	44:56.957
15	1	3:06.050	52.128	1:26.190	47.732	135.5	48:03.007
16	1	3:06.869	52.285	1:27.609	46.975	134.9	51:09.876
17	1	3:03.578	52.111	1:24.814	46.653	137.3	54:13.454
18	1	3:03.665	51.595	1:25.148	46.922	137.3	57:17.119
19	1	3:09.483	53.230	1:27.510	48.743	133.1	1:00:26.602
20	1	3:07.820	53.662	1:26.693	47.465	134.2	1:03:34.422

488 1.Dick VERHOEK
2.Luuk VAN WIJNGAARDEN

BMW E46 M3
DTC-3

Lap	D	Time	Sector 1	Sector 2	Sector 3	Kph	Elapsed
1	1	3:32.267	1:10.312	1:33.692	48.263	116.7	3:32.267
2	1	3:03.152	51.540	1:25.044	46.568	137.7	6:35.419
3	1	3:00.358	50.567	1:23.277	46.514	139.8	9:35.777
4	1	3:01.372	50.576	1:24.678	46.118	139.0	12:37.149
5	1	3:00.250	50.674	1:23.501	46.075	139.9	15:37.399
6	1	2:59.193	50.515	1:23.052	45.626	140.7	18:36.592
7	1	2:59.537	50.511	1:23.123	45.903	140.4	21:36.129
8	1	2:59.240	50.517	1:23.036	45.687	140.7	24:35.369
9	1	2:59.541	50.361	1:23.170	46.010	140.4	27:34.910
10	1	2:59.997	50.087	1:23.756	46.154	140.1	30:34.907
11	1	3:07.040 B	49.982	1:23.779	53.279	134.8	33:41.947
12	1	4:35.937	2:24.434	1:23.758	47.745	91.4	38:17.884
13	1	3:00.725	50.418	1:23.758	46.549	139.5	41:18.609
14	1	3:00.629	50.130	1:24.190	46.309	139.6	44:19.238
15	1	3:02.195	52.341	1:23.703	46.151	138.4	47:21.433
16	1	3:00.042	50.073	1:23.372	46.597	140.0	50:21.475
17	1	3:03.913	51.157	1:24.202	48.554	137.1	53:25.388
18	1	3:15.152 B	50.716	1:25.368	59.068	129.2	56:40.540

498 1.Jack HOEKSTRA
2.Pieter DE JONG

ZILHOUETTE 3.0
DTC-1

Lap	D	Time	Sector 1	Sector 2	Sector 3	Kph	Elapsed
1	1	3:14.967	56.304	1:29.525	49.138	127.1	3:14.967
2	1	3:09.762	53.707	1:27.933	48.122	132.9	6:24.729
3	1	3:07.577	53.286	1:26.777	47.514	134.4	9:32.306
4	1	3:06.901	52.835	1:26.808	47.258	134.9	12:39.207
5	1	3:06.258	52.400	1:25.620	48.238	135.4	15:45.465
6	1	3:04.144	51.987	1:24.913	47.244	136.9	18:49.609
7	1	3:04.063	52.376	1:24.855	46.832	137.0	21:53.672
8	1	3:07.723	52.978	1:26.492	48.253	134.3	25:01.395
9	1	3:04.742	52.098	1:25.908	46.736	136.5	28:06.137
10	1	3:11.538 B	51.779	1:25.035	54.724	131.6	31:17.675
11	1	4:23.161	2:05.430	1:28.372	49.359	95.8	35:40.836
12	1	3:10.132	53.293	1:28.199	48.640	132.6	38:50.968
13	1	3:09.500	52.609	1:28.129	48.762	133.1	42:00.468
14	1	3:08.954	53.831	1:27.224	47.899	133.4	45:09.422
15	1	3:08.714	51.861	1:27.229	49.624	133.6	48:18.136
16	1	3:10.749	54.548	1:28.634	47.567	132.2	51:28.885
17	1	3:08.120	53.649	1:27.142	47.329	134.0	54:37.005
18	1	3:06.684	52.683	1:25.753	48.248	135.1	57:43.689
19	1	3:09.686	52.687	1:27.450	49.549	132.9	1:00:53.375
20	1	3:07.754	52.508	1:26.525	48.721	134.3	1:04:01.129

ROADBOOK MOTOR CLASSIC
www.spasixhours.com
contact@roadbook.net

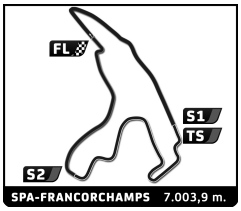

3-ACNN SERIES 1

SUPER SPA

Race 2

Weather Report

Air Temperature

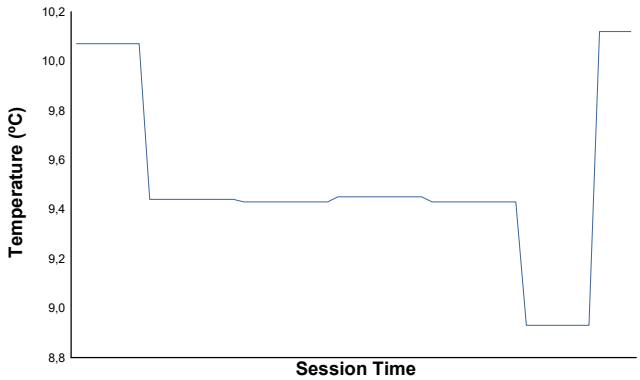

Track Temperature

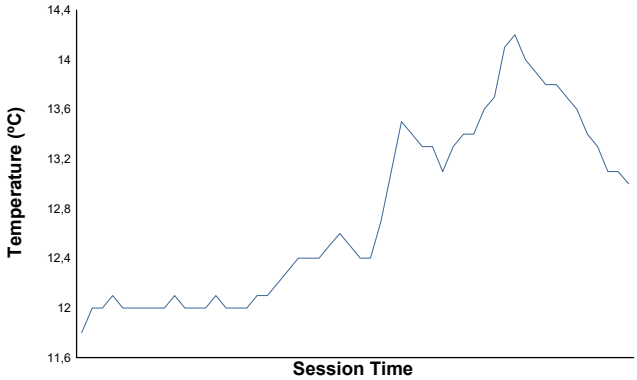

Humidity

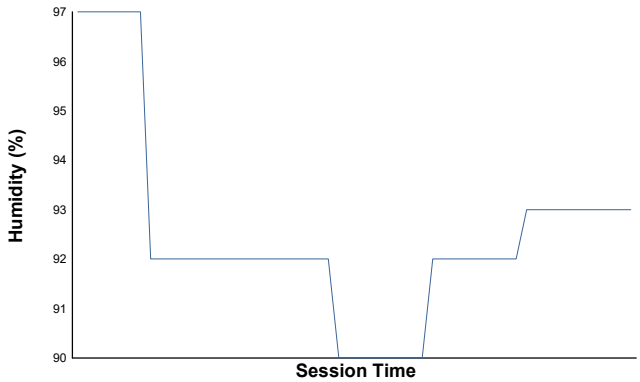

Pressure

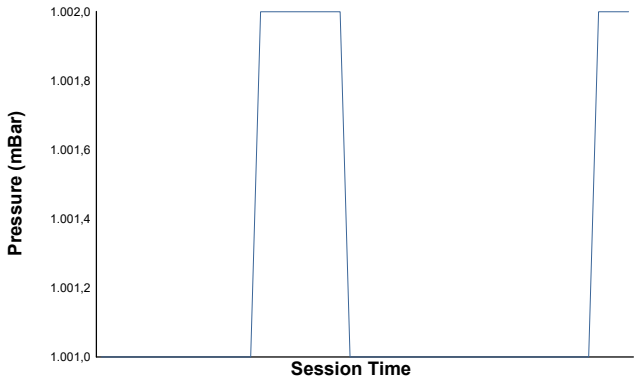

Wind Speed

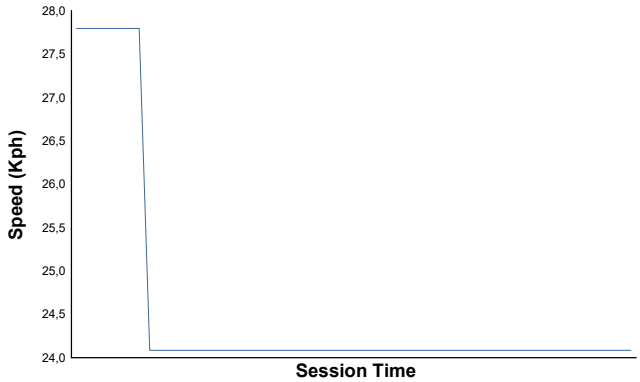

Wind Direction

North=0º/360º East=90º South=180º West=270º

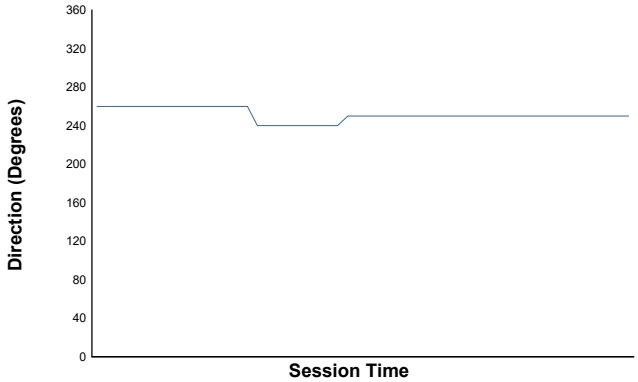

Track Status: **WET**

ROADBOOK MOTOR CLASSIC
www.spasixhours.com
contact@roadbook.net