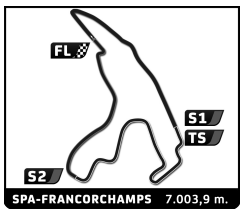


# 4-ACNN SERIES 2
## SUPER SPA
## Race 1

## Sector Analysis

__ Invalidated Lap  Personal Best  Session Best  **B** Crossing the pit lane

### 3
1.Gary MARTIN
2.Fernando GETINO
PORSCHE Boxster S
GT Cup

| Lap | D | Time | Sector 1 | Sector 2 | Sector 3 | Kph | Elapsed |
|---|---|---|---|---|---|---|---|
| 1 | 1 | 4:25.464 | 1:34.197 | 1:50.223 | 1:01.044 | 93.3 | 4:25.464 |
| 2 | 1 | 3:56.500 | 1:07.288 | 1:48.415 | 1:00.797 | 106.6 | 8:21.964 |
| 3 | 1 | 3:57.885 | 1:07.149 | 1:48.342 | 1:02.394 | 106.0 | 12:19.849 |
| 4 | 1 | 4:02.856 | 1:09.292 | 1:50.956 | 1:02.608 | 103.8 | 16:22.705 |
| 5 | 1 | 4:09.486 | 1:10.991 | 1:55.542 | 1:02.953 | 101.1 | 20:32.191 |
| 6 | 1 | 4:13.926 | 1:13.685 | 1:54.805 | 1:05.436 | 99.3 | 24:46.117 |
| 7 | 1 | 4:37.062 B | 1:16.512 | 1:59.840 | 1:20.710 | 91.0 | 29:23.179 |
| 8 | 1 | 5:46.596 | 2:40.808 | 1:59.136 | 1:06.652 | 72.7 | 35:09.775 |
| 9 | 1 | 4:07.336 | 1:14.209 | 1:50.986 | 1:02.141 | 101.9 | 39:17.111 |
| 10 | 1 | 4:04.885 | 1:11.132 | 1:51.518 | 1:02.235 | 103.0 | 43:21.996 |
| 11 | 1 | 4:01.484 | 1:09.925 | 1:49.202 | 1:02.357 | 104.4 | 47:23.480 |
| 12 | 1 | 3:57.102 | 1:07.464 | 1:47.199 | 1:02.439 | 106.3 | 51:20.582 |
| 13 | 1 | 3:52.857 | 1:08.159 | 1:46.591 | 58.107 | 108.3 | 55:13.439 |
| 14 | 1 | 3:54.326 | 1:06.097 | 1:48.188 | 1:00.041 | 107.6 | 59:07.765 |
| 15 | 1 | 3:53.032 | 1:07.276 | 1:47.134 | 58.622 | 108.2 | 1:03:00.797 |

### 8
1.Andrew DUCE
PORSCHE Boxster S
GT Cup

| Lap | D | Time | Sector 1 | Sector 2 | Sector 3 | Kph | Elapsed |
|---|---|---|---|---|---|---|---|
| 1 | 1 | 3:59.517 | 1:21.191 | 1:42.006 | 56.320 | 103.4 | 3:59.517 |
| 2 | 1 | 3:34.190 | 59.749 | 1:38.993 | 55.448 | 117.7 | 7:33.707 |
| 3 | 1 | 3:28.562 | 57.794 | 1:38.326 | 52.442 | 120.9 | 11:02.269 |
| 4 | 1 | 3:34.246 B | 57.869 | 1:34.494 | 1:01.883 | 117.7 | 14:36.515 |
| 5 | 1 | 4:42.054 | 2:13.104 | 1:33.812 | 55.138 | 89.4 | 19:18.569 |
| 6 | 1 | 3:31.175 | 59.794 | 1:35.891 | 55.490 | 119.4 | 22:49.744 |
| 7 | 1 | 3:33.739 | 1:02.348 | 1:36.368 | 55.023 | 118.0 | 26:23.483 |
| 8 | 1 | 3:42.917 | 1:01.707 | 1:36.845 | 1:04.365 | 113.1 | 30:06.400 |
| 9 | 1 | 3:33.728 | 1:02.597 | 1:37.515 | 53.616 | 118.0 | 33:40.128 |
| 10 | 1 | 3:26.414 | 58.095 | 1:35.010 | 53.309 | 122.2 | 37:06.542 |
| 11 | 1 | 3:23.044 | 57.634 | 1:33.717 | 51.693 | 124.2 | 40:29.586 |
| 12 | 1 | 3:25.591 | 58.556 | 1:35.120 | 51.915 | 122.6 | 43:55.177 |
| 13 | 1 | 3:28.888 | 58.345 | 1:37.116 | 53.427 | 120.7 | 47:24.065 |
| 14 | 1 | 3:23.788 | 57.392 | 1:34.402 | 51.994 | 123.7 | 50:47.853 |
| 15 | 1 | 3:21.020 | 55.886 | 1:33.116 | 52.018 | 125.4 | 54:08.873 |
| 16 | 1 | 3:20.645 | 56.672 | 1:32.725 | 51.248 | 125.7 | 57:29.518 |
| 17 | 1 | 3:21.942 | 56.266 | 1:33.727 | 51.949 | 124.9 | 1:00:51.460 |
| 18 | 1 | 3:18.532 | 55.232 | 1:31.754 | 51.546 | 127.0 | 1:04:09.992 |

### 17
1.Richard NEALL
PORSCHE 997-2
GT4 Cup

| Lap | D | Time | Sector 1 | Sector 2 | Sector 3 | Kph | Elapsed |
|---|---|---|---|---|---|---|---|
| 1 | 1 | 3:52.977 | 1:16.395 | 1:41.166 | 55.416 | 106.3 | 3:52.977 |
| 2 | 1 | 3:33.697 | 59.415 | 1:40.067 | 54.215 | 118.0 | 7:26.674 |
| 3 | 1 | 3:34.420 | 1:03.089 | 1:38.047 | 53.284 | 117.6 | 11:01.094 |
| 4 | 1 | 3:47.391 B | 59.742 | 1:37.444 | 1:10.205 | 110.9 | 14:48.485 |
| 5 | 1 | 4:54.645 | 2:20.225 | 1:40.284 | 54.136 | 85.6 | 19:43.130 |
| 6 | 1 | 3:36.239 | 1:00.237 | 1:40.090 | 55.912 | 116.6 | 23:19.369 |
| 7 | 1 | 3:56.389 | 1:05.134 | 1:43.562 | 1:07.693 | 106.7 | 27:15.758 |
| 8 | 1 | 3:52.398 | 1:09.484 | 1:42.740 | 1:00.174 | 108.5 | 31:08.156 |
| 9 | 1 | 3:52.621 | 1:07.959 | 1:45.167 | 59.495 | 108.4 | 35:00.777 |
| 10 | 1 | 3:37.290 | 1:04.918 | 1:38.308 | 54.064 | 116.0 | 38:38.067 |
| 11 | 1 | 3:31.455 | 1:00.669 | 1:37.045 | 53.741 | 119.2 | 42:09.522 |
| 12 | 1 | 3:31.669 | 59.786 | 1:37.211 | 54.672 | 119.1 | 45:41.191 |
| 13 | 1 | 3:29.125 | 1:00.987 | 1:35.684 | 52.454 | 120.6 | 49:10.316 |
| 14 | 1 | 3:25.001 | 58.197 | 1:35.661 | 51.143 | 123.0 | 52:35.317 |
| 15 | 1 | 3:25.781 | 56.126 | 1:37.240 | 52.415 | 122.5 | 56:01.098 |
| 16 | 1 | 3:22.630 | 57.721 | 1:33.688 | 51.221 | 124.4 | 59:23.728 |
| 17 | 1 | 3:18.928 | 54.204 | 1:34.907 | 49.817 | 126.8 | 1:02:42.656 |
| 18 | 1 | 3:18.260 | 54.886 | 1:34.039 | 49.335 | 127.2 | 1:06:00.916 |

### 20
1.James BRODIE
2.Rey KING
PORSCHE Boxster S
GT Cup

| Lap | D | Time | Sector 1 | Sector 2 | Sector 3 | Kph | Elapsed |
|---|---|---|---|---|---|---|---|
| 1 | 1 | 3:58.412 | 1:21.498 | 1:41.057 | 55.857 | 103.9 | 3:58.412 |
| 2 | 1 | 3:34.566 | 59.856 | 1:39.416 | 55.294 | 117.5 | 7:32.978 |
| 3 | 1 | 3:32.540 | 1:00.490 | 1:38.150 | 53.900 | 118.6 | 11:05.518 |
| 4 | 1 | 3:39.259 | 1:00.618 | 1:37.831 | 1:00.810 | 115.0 | 14:44.777 |
| 5 | 1 | 3:55.695 | 1:01.912 | 1:37.778 | 1:16.005 | 107.0 | 18:40.472 |
| 6 | 1 | 3:40.895 | 1:05.813 | 1:39.233 | 55.849 | 114.1 | 22:21.367 |
| 7 | 1 | 7:06.393 B | 1:04.469 | 1:39.420 | 4:22.504 | 59.1 | 29:27.760 |
| 8 | 1 | 5:43.064 | 2:51.594 | 1:48.545 | 1:02.925 | 73.5 | 35:10.824 |
| 9 | 1 | 3:46.270 | 1:06.410 | 1:41.839 | 58.021 | 111.4 | 38:57.094 |
| 10 | 1 | 3:44.040 | 1:03.360 | 1:43.083 | 57.597 | 112.5 | 42:41.134 |
| 11 | 1 | 3:47.583 | 1:01.973 | 1:46.357 | 59.253 | 110.8 | 46:28.717 |
| 12 | 1 | 3:44.065 | 1:02.108 | 1:41.517 | 1:00.440 | 112.5 | 50:12.782 |
| 13 | 1 | 3:39.137 | 1:02.232 | 1:40.084 | 56.821 | 115.1 | 53:51.919 |
| 14 | 1 | 3:36.476 | 1:02.405 | 1:39.541 | 54.530 | 116.5 | 57:28.395 |
| 15 | 1 | 3:36.898 | 1:01.892 | 1:38.247 | 56.759 | 116.2 | 1:01:05.293 |
| 16 | 1 | 3:34.622 | 1:01.866 | 1:38.733 | 54.023 | 117.5 | 1:04:39.915 |

### 22
1.John LOVELL
2.Jason BROWN
PORSCHE Boxster S
GT Cup

| Lap | D | Time | Sector 1 | Sector 2 | Sector 3 | Kph | Elapsed |
|---|---|---|---|---|---|---|---|
| 1 | 1 | 3:50.879 | 1:18.908 | 1:37.866 | 54.105 | 107.3 | 3:50.879 |
| 2 | 1 | 3:28.412 | 57.352 | 1:37.141 | 53.919 | 121.0 | 7:19.291 |
| 3 | 1 | 3:26.295 | 58.256 | 1:35.362 | 52.677 | 122.2 | 10:45.586 |
| 4 | 1 | 3:44.298 B | 57.739 | 1:41.794 | 1:04.765 | 112.4 | 14:29.884 |
| 5 | 1 | 8:19.515 | 5:19.979 | 1:52.667 | 1:06.869 | 50.5 | 22:49.399 |
| 6 | 1 | 4:08.530 B | 1:04.858 | 1:47.711 | 1:15.961 | 101.5 | 26:57.929 |
| 7 | 1 | 5:55.903 | 3:11.928 | 1:46.500 | 57.475 | 70.8 | 32:53.832 |
| 8 | 1 | 3:45.727 | 1:04.674 | 1:42.366 | 58.687 | 111.7 | 36:39.559 |
| 9 | 1 | 3:36.589 | 59.630 | 1:41.003 | 55.956 | 116.4 | 40:16.148 |
| 10 | 1 | 3:34.422 | 1:00.082 | 1:37.587 | 56.753 | 117.6 | 43:50.570 |
| 11 | 1 | 3:39.025 | 59.393 | 1:44.485 | 55.147 | 115.1 | 47:29.595 |
| 12 | 1 | 3:29.898 | 58.092 | 1:37.091 | 54.715 | 120.1 | 50:59.493 |
| 13 | 1 | 3:38.393 | 57.804 | 1:43.613 | 56.976 | 115.5 | 54:37.886 |
| 14 | 1 | 3:31.725 | 58.691 | 1:38.076 | 54.958 | 119.1 | 58:09.611 |
| 15 | 1 | 3:29.488 | 58.267 | 1:37.756 | 53.465 | 120.4 | 1:01:39.099 |
| 16 | 1 | 3:26.439 | 56.633 | 1:36.147 | 53.659 | 122.1 | 1:05:05.538 |

### 25
1.Jamie MCHUGH
PORSCHE Boxster S
GT Cup

| Lap | D | Time | Sector 1 | Sector 2 | Sector 3 | Kph | Elapsed |
|---|---|---|---|---|---|---|---|
| 1 | 1 | 4:03.722 | 1:22.209 | 1:42.828 | 58.685 | 101.7 | 4:03.722 |
| 2 | 1 | 3:34.840 | 1:00.933 | 1:39.546 | 54.361 | 117.4 | 7:38.562 |
| 3 | 1 | 3:34.665 | 1:00.311 | 1:39.327 | 55.027 | 117.5 | 11:13.227 |
| 4 | 1 | 3:46.023 B | 1:00.186 | 1:39.871 | 1:05.966 | 111.6 | 14:59.250 |
| 5 | 1 | 5:02.232 | 2:20.125 | 1:43.355 | 58.752 | 83.4 | 20:01.482 |



ROADBOOK MOTOR CLASSIC
www.spasixhours.com
contact@roadbook.net

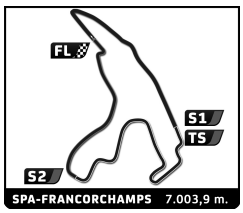


# 4-ACNN SERIES 2
## SUPER SPA
## Race 1

## Sector Analysis

__ Invalidated Lap  Personal Best  Session Best  **B** Crossing the pit lane

| Lap | D | Time | Sector 1 | Sector 2 | Sector 3 | Kph | Elapsed |
|---|---|---|---|---|---|---|---|
| 6 | 1 | 3:46.413 | 1:05.730 | 1:42.596 | 58.087 | 111.4 | 23:47.895 |
| 7 | 1 | 4:00.550 | 1:09.503 | 1:48.873 | 1:02.174 | 104.8 | 27:48.445 |
| 8 | 1 | 3:55.965 | 1:10.400 | 1:44.160 | 1:01.405 | 106.9 | 31:44.410 |
| 9 | 1 | 3:54.471 | 1:10.748 | 1:44.611 | 59.112 | 107.5 | 35:38.881 |
| 10 | 1 | 3:49.840 | 1:07.766 | 1:43.761 | 58.313 | 109.7 | 39:28.721 |
| 11 | 1 | 3:49.877 | 1:06.769 | 1:44.778 | 58.330 | 109.7 | 43:18.598 |
| 12 | 1 | 3:45.897 | 1:05.902 | 1:41.734 | 58.261 | 111.6 | 47:04.495 |
| 13 | 1 | 3:48.164 | 1:05.618 | 1:45.105 | 57.441 | 110.5 | 50:52.659 |
| 14 | 1 | 3:43.881 | 1:02.911 | 1:44.363 | 56.607 | 112.6 | 54:36.540 |
| 15 | 1 | 3:38.977 | 1:01.667 | 1:41.089 | 56.221 | 115.1 | 58:15.517 |
| 16 | 1 | 3:38.525 | 1:01.424 | 1:41.191 | 55.910 | 115.4 | 1:01:54.042 |
| 17 | 1 | 3:37.901 | 1:00.594 | 1:41.390 | 55.917 | 115.7 | 1:05:31.943 |

**26** 1.Stephen POTTS 2.Pip HAMMOND — PORSCHE 968, GT Cup

| Lap | D | Time | Sector 1 | Sector 2 | Sector 3 | Kph | Elapsed |
|---|---|---|---|---|---|---|---|
| 1 | 1 | 4:02.551 | 1:24.513 | 1:40.490 | 57.548 | 102.1 | 4:02.551 |
| 2 | 1 | 3:32.627 | 59.687 | 1:36.330 | 56.610 | 118.6 | 7:35.178 |
| 3 | 1 | 3:32.751 | 1:00.735 | 1:37.268 | 54.748 | 118.5 | 11:07.929 |
| 4 | 1 | 3:37.996 | 1:00.130 | 1:37.016 | 1:00.850 | 115.7 | 14:45.925 |
| 5 | 1 | 3:35.844 | 1:02.243 | 1:37.064 | 56.537 | 116.8 | 18:21.769 |
| 6 | 1 | 3:32.165 | 1:00.903 | 1:36.231 | 55.031 | 118.8 | 21:53.934 |
| 7 | 1 | 3:38.512 | 1:04.906 | 1:37.445 | 56.161 | 115.4 | 25:32.446 |
| 8 | 1 | 4:46.915 B | 1:15.012 | 1:48.553 | 1:43.350 | 87.9 | 30:19.361 |
| 9 | 1 | 5:54.220 | 2:55.017 | 1:54.581 | 1:04.622 | 71.2 | 36:13.581 |
| 10 | 1 | 3:58.556 | 1:08.416 | 1:49.483 | 1:00.657 | 105.7 | 40:12.137 |
| 11 | 1 | 3:55.881 | 1:06.982 | 1:48.065 | 1:00.834 | 106.9 | 44:08.018 |
| 12 | 1 | 3:53.685 | 1:03.663 | 1:49.114 | 1:00.908 | 107.9 | 48:01.703 |
| 13 | 1 | 3:52.692 | 1:04.625 | 1:47.896 | 1:00.171 | 108.4 | 51:54.395 |
| 14 | 1 | 3:48.796 | 1:02.960 | 1:46.238 | 59.598 | 110.2 | 55:43.191 |
| 15 | 1 | 3:50.121 | 1:02.053 | 1:46.807 | 1:01.261 | 109.6 | 59:33.312 |
| 16 | 1 | 3:40.296 | 1:00.259 | 1:41.920 | 58.117 | 114.5 | 1:03:13.608 |

**30** 1.Clayton SAMPSON 2.Edward SAMPSON — PORSCHE 968, GT Cup

| Lap | D | Time | Sector 1 | Sector 2 | Sector 3 | Kph | Elapsed |
|---|---|---|---|---|---|---|---|
| 1 | 1 | 4:18.998 | 1:29.230 | 1:46.674 | 1:03.094 | 95.7 | 4:18.998 |
| 2 | 1 | 3:44.686 | 1:02.857 | 1:44.390 | 57.439 | 112.2 | 8:03.684 |
| 3 | 1 | 3:42.872 | 1:00.984 | 1:44.141 | 57.747 | 113.1 | 11:46.556 |
| 4 | 1 | 3:48.134 | 1:00.575 | 1:49.333 | 58.226 | 110.5 | 15:34.690 |
| 5 | 1 | 3:39.851 | 1:00.818 | 1:43.133 | 55.900 | 114.7 | 19:14.541 |
| 6 | 1 | 4:20.200 B | 1:22.092 | 1:46.528 | 1:11.580 | 96.9 | 23:34.741 |
| 7 | 1 | 6:16.103 | 2:40.188 | 2:08.288 | 1:27.627 | 67.0 | 29:50.844 |
| 8 | 1 | 4:00.592 | 1:10.855 | 1:48.345 | 1:01.392 | 104.8 | 33:51.436 |
| 9 | 1 | 3:53.883 | 1:06.538 | 1:47.479 | 59.866 | 107.8 | 37:45.319 |
| 10 | 1 | 3:47.535 | 1:03.112 | 1:43.974 | 1:00.449 | 110.8 | 41:32.854 |
| 11 | 1 | 4:22.509 | 1:03.282 | 1:45.998 | 1:33.229 | 96.1 | 45:55.363 |
| 12 | 1 | 3:41.899 | 1:00.828 | 1:43.420 | 57.651 | 113.6 | 49:37.262 |
| 13 | 1 | 3:41.800 | 1:00.954 | 1:43.153 | 57.693 | 113.7 | 53:19.062 |
| 14 | 1 | 3:40.793 | 59.934 | 1:43.361 | 57.498 | 114.2 | 56:59.855 |
| 15 | 1 | 3:36.696 | 1:00.267 | 1:41.548 | 54.881 | 116.4 | 1:00:36.551 |
| 16 | 1 | 3:33.590 | 58.023 | 1:41.365 | 54.202 | 118.0 | 1:04:10.141 |

**36** 1.Hugh PEART — PORSCHE 924, 944 Cup

| Lap | D | Time | Sector 1 | Sector 2 | Sector 3 | Kph | Elapsed |
|---|---|---|---|---|---|---|---|
| 1 | 1 | 5:25.019 | 2:16.468 | 1:55.828 | 1:12.723 | 76.2 | 5:25.019 |
| 2 | 1 | 4:24.075 | 1:12.792 | 2:00.459 | 1:10.824 | 95.5 | 9:49.094 |
| 3 | 1 | 4:25.339 | 1:16.250 | 1:58.742 | 1:10.347 | 95.0 | 14:14.433 |
| 4 | 1 | 4:17.434 | 1:14.046 | 1:53.541 | 1:09.847 | 97.9 | 18:31.867 |
| 5 | 1 | 4:24.305 | 1:12.603 | 1:57.892 | 1:13.810 | 95.4 | 22:56.172 |
| 6 | 1 | 4:24.976 | 1:14.287 | 1:59.547 | 1:11.142 | 95.2 | 27:21.148 |
| 7 | 1 | 4:20.276 | 1:12.628 | 1:54.850 | 1:12.798 | 96.9 | 31:41.424 |
| 8 | 1 | 4:16.541 | 1:16.195 | 1:54.172 | 1:06.174 | 98.3 | 35:57.965 |
| 9 | 1 | 4:03.518 | 1:10.285 | 1:50.423 | 1:02.810 | 103.5 | 40:01.483 |
| 10 | 1 | 4:30.855 B | 1:11.096 | 1:56.004 | 1:23.755 | 93.1 | 44:32.338 |
| 11 | 1 | 5:40.096 | 2:37.460 | 1:54.044 | 1:08.592 | 74.1 | 50:12.434 |
| 12 | 1 | 4:06.689 | 1:10.189 | 1:49.824 | 1:06.676 | 102.2 | 54:19.123 |
| 13 | 1 | 4:08.396 | 1:09.047 | 1:55.368 | 1:03.981 | 101.5 | 58:27.519 |
| 14 | 1 | 4:07.193 | 1:08.802 | 1:51.872 | 1:06.519 | 102.0 | 1:02:34.712 |
| 15 | 1 | 4:10.340 | 1:13.331 | 1:50.837 | 1:06.172 | 100.7 | 1:06:45.052 |

**46** 1.Garry GOODWIN 2.Michael GOODWIN — PORSCHE Boxster S, GT Cup

| Lap | D | Time | Sector 1 | Sector 2 | Sector 3 | Kph | Elapsed |
|---|---|---|---|---|---|---|---|
| 1 | 1 | 5:03.631 | 2:09.455 | 1:52.043 | 1:02.133 | 81.6 | 5:03.631 |
| 2 | 1 | 3:33.157 | 58.494 | 1:38.097 | 56.566 | 118.3 | 8:36.788 |
| 3 | 1 | 3:35.398 | 58.444 | 1:40.894 | 56.060 | 117.1 | 12:12.186 |
| 4 | 1 | 3:49.509 | 59.321 | 1:54.048 | 56.140 | 109.9 | 16:01.695 |
| 5 | 1 | 3:33.834 | 59.279 | 1:39.239 | 55.316 | 117.9 | 19:35.529 |
| 6 | 1 | 3:29.507 | 59.626 | 1:36.091 | 53.790 | 120.3 | 23:05.036 |
| 7 | 1 | 3:31.789 | 1:00.858 | 1:35.880 | 55.051 | 119.1 | 26:36.825 |
| 8 | 1 | 3:36.543 | 1:00.112 | 1:39.849 | 56.582 | 116.4 | 30:13.368 |
| 9 | 1 | 3:48.165 B | 59.375 | 1:38.615 | 1:10.175 | 110.5 | 34:01.533 |
| 10 | 1 | 5:18.440 | 2:45.031 | 1:36.947 | 56.462 | 79.2 | 39:19.973 |
| 11 | 1 | 3:33.598 | 58.882 | 1:37.504 | 57.212 | 118.0 | 42:53.571 |
| 12 | 1 | 3:26.315 | 57.432 | 1:35.817 | 53.066 | 122.2 | 46:19.886 |
| 13 | 1 | 3:22.781 | 56.444 | 1:33.773 | 52.564 | 124.3 | 49:42.667 |
| 14 | 1 | 3:24.547 | 56.767 | 1:34.937 | 52.843 | 123.3 | 53:07.214 |
| 15 | 1 | 3:25.454 | 57.499 | 1:35.096 | 52.859 | 122.7 | 56:32.668 |
| 16 | 1 | 3:22.588 | 56.386 | 1:33.255 | 52.947 | 124.5 | 59:55.256 |
| 17 | 1 | 3:24.583 | 57.254 | 1:34.786 | 52.543 | 123.2 | 1:03:19.839 |

**47** 1.Ryan MONE — PORSCHE 944 S2, GT Cup

| Lap | D | Time | Sector 1 | Sector 2 | Sector 3 | Kph | Elapsed |
|---|---|---|---|---|---|---|---|
| 1 | 1 | 4:42.363 | 2:10.144 | 1:38.788 | 53.431 | 87.7 | 4:42.363 |
| 2 | 1 | 3:26.391 | 58.654 | 1:34.485 | 53.252 | 122.2 | 8:08.754 |
| 3 | 1 | 3:19.968 | 58.290 | 1:30.675 | 51.003 | 126.1 | 11:28.722 |
| 4 | 1 | 3:33.517 | 1:00.059 | 1:34.532 | 58.926 | 118.1 | 15:02.239 |
| 5 | 1 | 3:28.605 | 58.490 | 1:34.228 | 55.887 | 120.9 | 18:30.844 |
| 6 | 1 | 3:26.037 | 58.588 | 1:32.954 | 54.495 | 122.4 | 21:56.881 |
| 7 | 1 | 3:28.812 | 1:02.921 | 1:32.781 | 53.110 | 120.8 | 25:25.693 |
| 8 | 1 | 4:50.079 B | 1:15.589 | 1:51.352 | 1:43.138 | 86.9 | 30:15.772 |
| 9 | 1 | 16:18.203 | ... | 1:33.975 | 53.315 | 25.8 | 46:33.975 |
| 10 | 1 | 3:28.352 | 59.179 | 1:34.347 | 54.826 | 121.0 | 50:02.327 |
| 11 | 1 | 3:29.541 | 1:01.632 | 1:32.935 | 54.974 | 120.3 | 53:31.868 |
| 12 | 1 | 3:30.178 | 1:00.258 | 1:33.351 | 56.569 | 120.0 | 57:02.046 |
| 13 | 1 | 3:29.374 | 1:01.636 | 1:34.232 | 53.506 | 120.4 | 1:00:31.420 |
| 14 | 1 | 3:18.644 | 56.377 | 1:30.007 | 52.260 | 126.9 | 1:03:50.064 |



ROADBOOK MOTOR CLASSIC
www.spasixhours.com
contact@roadbook.net

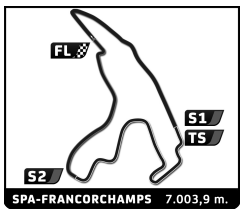


# 4-ACNN SERIES 2
## SUPER SPA
## Race 1

## Sector Analysis

__ Invalidated Lap  Personal Best  Session Best  **B** Crossing the pit lane

### 55 — 1.Stuart MARSTON — PORSCHE Cayman S, Cayman Cup

| Lap | D | Time | Sector 1 | Sector 2 | Sector 3 | Kph | Elapsed |
|---|---|---|---|---|---|---|---|
| 1 | 1 | 4:00.792 | 1:22.195 | 1:41.551 | 57.046 | 102.9 | 4:00.792 |
| 2 | 1 | 3:30.137 | 58.267 | 1:37.937 | 53.933 | 120.0 | 7:30.929 |
| 3 | 1 | 3:25.385 | 57.407 | 1:35.089 | 52.889 | 122.8 | 10:56.314 |
| 4 | 1 | 3:36.059 B | 55.198 | 1:35.757 | 1:05.104 | 116.7 | 14:32.373 |
| 5 | 1 | 4:52.787 | 2:20.998 | 1:38.634 | 53.155 | 86.1 | 19:25.160 |
| 6 | 1 | 3:30.041 | 1:01.572 | 1:35.025 | 53.444 | 120.0 | 22:55.201 |
| 7 | 1 | 3:29.784 | 59.761 | 1:35.719 | 54.304 | 120.2 | 26:24.985 |
| 8 | 1 | 3:43.881 | 1:00.961 | 1:37.882 | 1:05.038 | 112.6 | 30:08.866 |
| 9 | 1 | 3:32.535 | 1:00.912 | 1:37.421 | 54.202 | 118.6 | 33:41.401 |
| 10 | 1 | 3:26.502 | 57.059 | 1:35.783 | 53.660 | 122.1 | 37:07.903 |
| 11 | 1 | 3:22.362 | 57.550 | 1:33.194 | 51.618 | 124.6 | 40:30.265 |
| 12 | 1 | 3:21.071 | 54.790 | 1:34.003 | 52.278 | 125.4 | 43:51.336 |
| 13 | 1 | 3:23.293 | 54.592 | 1:35.493 | 53.208 | 124.0 | 47:14.629 |
| 14 | 1 | 3:21.435 | 55.715 | 1:33.982 | 51.738 | 125.2 | 50:36.064 |
| 15 | 1 | 3:19.098 | 55.771 | 1:32.371 | 50.956 | 126.6 | 53:55.162 |
| 16 | 1 | 3:18.949 | 55.893 | 1:32.408 | 50.648 | 126.7 | 57:14.111 |
| 17 | 1 | 3:24.681 | 55.442 | 1:35.631 | 53.608 | 123.2 | 1:00:38.792 |
| 18 | 1 | 3:25.924 | 57.485 | 1:37.290 | 51.149 | 122.4 | 1:04:04.716 |

### 66 — 1.Julian DYE — PORSCHE Boxster S, GT Cup

| Lap | D | Time | Sector 1 | Sector 2 | Sector 3 | Kph | Elapsed |
|---|---|---|---|---|---|---|---|
| 1 | 1 | 4:07.878 | 1:28.538 | 1:43.244 | 56.096 | 99.9 | 4:07.878 |
| 2 | 1 | 3:33.137 | 1:00.095 | 1:38.720 | 54.322 | 118.3 | 7:41.015 |
| 3 | 1 | 3:35.284 | 1:00.172 | 1:38.498 | 56.614 | 117.1 | 11:16.299 |
| 4 | 1 | 3:38.137 | 1:00.133 | 1:37.561 | 1:00.443 | 115.6 | 14:54.436 |
| 5 | 1 | 3:38.110 | 1:01.313 | 1:39.306 | 57.491 | 115.6 | 18:32.546 |
| 6 | 1 | 3:39.385 | 1:00.969 | 1:40.655 | 57.761 | 114.9 | 22:11.931 |
| 7 | 1 | 3:37.994 | | | 56.938 | 115.7 | 25:49.925 |
| 8 | 1 | 4:32.992 B | 1:03.262 | 1:44.411 | 1:45.319 | 92.4 | 30:22.917 |
| 9 | 1 | 5:20.471 | 2:42.327 | 1:42.434 | 55.710 | 78.7 | 35:43.388 |
| 10 | 1 | 3:34.686 | 1:00.464 | 1:38.727 | 55.495 | 117.4 | 39:18.074 |
| 11 | 1 | 3:32.036 | 59.401 | 1:38.006 | 54.629 | 118.9 | 42:50.110 |
| 12 | 1 | 3:34.090 | 59.087 | 1:40.700 | 54.303 | 117.8 | 46:24.200 |
| 13 | 1 | 3:29.915 | 58.414 | 1:38.386 | 53.115 | 120.1 | 49:54.115 |
| 14 | 1 | 3:28.448 | 57.934 | | | 121.0 | 53:22.563 |
| 15 | 1 | 3:32.820 | 58.396 | 1:41.242 | 53.182 | 118.5 | 56:55.383 |
| 16 | 1 | 3:28.098 | 57.061 | 1:37.814 | 53.223 | 121.2 | 1:00:23.481 |
| 17 | 1 | 3:28.211 | 57.972 | 1:37.145 | 53.094 | 121.1 | 1:03:51.692 |

### 71 — 1.Simon DYE, 2.Andrew DYE — PORSCHE Boxster S, GT Cup

| Lap | D | Time | Sector 1 | Sector 2 | Sector 3 | Kph | Elapsed |
|---|---|---|---|---|---|---|---|
| 1 | 1 | 5:10.555 | 1:59.694 | 2:01.342 | 1:09.519 | 79.8 | 5:10.555 |
| 2 | 1 | 4:04.319 | 1:04.850 | 1:53.013 | 1:06.456 | 103.2 | 9:14.874 |
| 3 | 1 | 3:58.532 | 1:04.540 | 1:50.496 | 1:03.496 | 105.7 | 13:13.406 |
| 4 | 1 | 4:09.376 | 1:08.251 | 1:58.359 | 1:02.766 | 101.1 | 17:22.782 |
| 5 | 1 | 3:53.876 | 1:04.820 | 1:47.535 | 1:01.521 | 107.8 | 21:16.658 |
| 6 | 1 | 3:53.027 | 1:02.476 | 1:46.796 | 1:03.755 | 108.2 | 25:09.685 |
| 7 | 1 | 4:59.428 B | 1:08.345 | 2:08.744 | 1:42.339 | 84.2 | 30:09.113 |
| 8 | 1 | 6:16.454 | 3:13.900 | 1:56.105 | 1:06.449 | 67.0 | 36:25.567 |
| 9 | 1 | 4:05.246 | 1:08.852 | 1:51.997 | 1:04.397 | 102.8 | 40:30.813 |
| 10 | 1 | 4:02.360 | 1:11.162 | 1:50.197 | 1:01.001 | 104.0 | 44:33.173 |
| 11 | 1 | 3:52.066 | 1:04.175 | 1:46.531 | 1:01.360 | 108.7 | 48:25.239 |
| 12 | 1 | 3:51.742 | 1:04.896 | 1:48.269 | 58.577 | 108.8 | 52:16.981 |
| 13 | 1 | 3:54.323 | 1:04.481 | 1:46.483 | 1:03.359 | 107.6 | 56:11.304 |
| 14 | 1 | 3:45.928 | 1:01.546 | 1:44.844 | 59.538 | 111.6 | 59:57.232 |
| 15 | 1 | 3:42.320 | 1:01.127 | 1:44.499 | 56.694 | 113.4 | 1:03:39.552 |

### 73 — 1.Nick CAREY, 2.James CAREY — PORSCHE 968, GT Cup

| Lap | D | Time | Sector 1 | Sector 2 | Sector 3 | Kph | Elapsed |
|---|---|---|---|---|---|---|---|
| 1 | 1 | 4:04.663 | 1:23.634 | 1:42.492 | 58.537 | 101.3 | 4:04.663 |
| 2 | 1 | 3:35.181 | 1:01.851 | 1:38.279 | 55.051 | 117.2 | 7:39.844 |
| 3 | 1 | 3:36.167 | 1:00.179 | 1:38.942 | 57.046 | 116.6 | 11:16.011 |
| 4 | 1 | 5:01.309 B | 1:01.897 | 2:50.968 | 1:08.444 | 83.7 | 16:17.320 |
| 5 | 1 | 5:08.017 | 2:27.605 | 1:40.982 | 59.430 | 81.9 | 21:25.337 |
| 6 | 1 | 3:40.272 | 1:02.726 | 1:38.959 | 58.587 | 114.5 | 25:05.609 |
| 7 | 1 | 5:06.343 B | 1:18.516 | 2:05.482 | 1:42.345 | 82.3 | 30:11.952 |
| 8 | 1 | 4:04.454 | 1:25.338 | 1:42.690 | 56.426 | 103.1 | 34:16.406 |
| 9 | 1 | 3:39.023 | 1:02.180 | 1:40.231 | 56.612 | 115.1 | 37:55.429 |
| 10 | 1 | 3:46.642 | 1:05.533 | 1:43.769 | 57.340 | 111.3 | 41:42.071 |
| 11 | 1 | 3:39.384 | 1:02.198 | 1:40.744 | 56.442 | 114.9 | 45:21.455 |
| 12 | 1 | 3:35.226 | 59.828 | 1:38.125 | 57.273 | 117.2 | 48:56.681 |
| 13 | 1 | 3:34.368 | 1:00.334 | 1:39.819 | 54.215 | 117.6 | 52:31.049 |
| 14 | 1 | 3:34.298 | 59.031 | 1:40.124 | 55.143 | 117.7 | 56:05.347 |
| 15 | 1 | 3:30.000 | 58.313 | 1:36.857 | 54.830 | 120.1 | 59:35.347 |
| 16 | 1 | 3:28.473 | 58.127 | 1:37.886 | 52.460 | 120.9 | 1:03:03.820 |

### 76 — 1.Jamy NAILARD — PORSCHE Cayman S, Cayman Cup

| Lap | D | Time | Sector 1 | Sector 2 | Sector 3 | Kph | Elapsed |
|---|---|---|---|---|---|---|---|
| 1 | 1 | 5:08.407 | 1:57.729 | 2:02.191 | 1:08.487 | 80.3 | 5:08.407 |
| 2 | 1 | 4:03.771 | 1:04.550 | 1:54.503 | 1:04.718 | 103.4 | 9:12.178 |
| 3 | 1 | 3:58.847 | 1:04.754 | 1:51.903 | 1:02.190 | 105.6 | 13:11.025 |
| 4 | 1 | 4:08.970 | 1:09.237 | 1:58.477 | 1:01.256 | 101.3 | 17:19.995 |
| 5 | 1 | 3:54.124 | 1:03.551 | 1:50.693 | 59.880 | 107.7 | 21:14.119 |
| 6 | 1 | 3:52.989 | 1:02.015 | 1:48.737 | 1:02.237 | 108.2 | 25:07.108 |
| 7 | 1 | 4:46.131 | 1:09.199 | 2:08.497 | 1:28.435 | 88.1 | 29:53.239 |
| 8 | 1 | 4:13.173 B | 1:10.369 | 1:50.926 | 1:11.878 | 99.6 | 34:06.412 |
| 9 | 1 | 5:12.339 | 2:25.824 | 1:47.167 | 59.348 | 80.7 | 39:18.751 |
| 10 | 1 | 3:56.732 | 1:05.952 | 1:49.660 | 1:01.120 | 106.5 | 43:15.483 |
| 11 | 1 | 3:50.042 | 1:01.735 | 1:47.368 | 1:00.939 | 109.6 | 47:05.525 |
| 12 | 1 | 3:48.137 | 1:07.229 | 1:44.088 | 56.820 | 110.5 | 50:53.662 |
| 13 | 1 | 3:46.708 | 1:01.266 | 1:48.476 | 56.966 | 111.2 | 54:40.370 |
| 14 | 1 | 3:38.350 | 59.670 | 1:42.318 | 56.362 | 115.5 | 58:18.720 |
| 15 | 1 | 3:36.783 | 59.789 | 1:41.424 | 55.570 | 116.3 | 1:01:55.503 |
| 16 | 1 | 3:39.857 | 58.990 | 1:43.962 | 56.905 | 114.7 | 1:05:35.360 |

### 78 — 1.Richard GRAVESTOCK, 2.Philip WATERS — PORSCHE 968, GT Cup

| Lap | D | Time | Sector 1 | Sector 2 | Sector 3 | Kph | Elapsed |
|---|---|---|---|---|---|---|---|
| 1 | 1 | 5:19.561 | 2:08.855 | 2:00.958 | 1:09.748 | 77.5 | 5:19.561 |
| 2 | 1 | 4:09.940 | 1:05.085 | 1:56.029 | 1:08.826 | 100.9 | 9:29.501 |
| 3 | 1 | 4:18.837 | 1:11.085 | 2:00.769 | 1:06.983 | 97.4 | 13:48.338 |
| 4 | 1 | 4:20.490 | 1:15.738 | 1:56.230 | 1:08.522 | 96.8 | 18:08.828 |
| 5 | 1 | 4:21.528 B | 1:05.519 | 1:51.691 | 1:24.318 | 96.4 | 22:30.356 |
| 6 | 1 | 10:11.693 | 7:04.348 | 2:00.127 | 1:07.218 | 41.2 | 32:42.049 |



ROADBOOK MOTOR CLASSIC
www.spasixhours.com
contact@roadbook.net

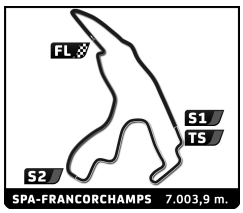


# 4-ACNN SERIES 2
## SUPER SPA
## Race 1

## Sector Analysis

__ Invalidated Lap  Personal Best  Session Best  **B** Crossing the pit lane

### 88 — 1.Paul SIMPSON — PORSCHE Cayman 987-2 — Cayman Cup

| Lap | D | Time | Sector 1 | Sector 2 | Sector 3 | Kph | Elapsed |
|---|---|---|---|---|---|---|---|
| 7 | 1 | 4:10.790 | 1:18.367 | 1:49.340 | 1:03.083 | 100.5 | 36:52.839 |
| 8 | 1 | 4:04.038 | 1:12.240 | 1:48.614 | 1:03.184 | 103.3 | 40:56.877 |
| 9 | 1 | 4:01.885 | 1:09.402 | 1:49.830 | 1:02.653 | 104.2 | 44:58.762 |
| 10 | 1 | 4:01.353 | 1:09.224 | 1:48.882 | 1:03.247 | 104.5 | 49:00.115 |
| 11 | 1 | 3:55.956 | 1:07.110 | 1:48.630 | 1:00.216 | 106.9 | 52:56.071 |
| 12 | 1 | 3:49.761 | 1:05.816 | 1:44.894 | 59.051 | 109.7 | 56:45.832 |
| 13 | 1 | 3:45.767 | 1:03.210 | 1:43.533 | 59.024 | 111.7 | 1:00:31.599 |
| 14 | 1 | 3:48.739 | 1:02.148 | 1:44.967 | 1:01.624 | 110.2 | 1:04:20.338 |
| 1 | 1 | 3:55.933 | 1:17.939 | 1:42.409 | 55.585 | 105.0 | 3:55.933 |
| 2 | 1 | 3:34.675 | 1:00.595 | 1:39.950 | 54.130 | 117.5 | 7:30.608 |
| 3 | 1 | 3:34.072 | 59.700 | 1:40.108 | 54.264 | 117.8 | 11:04.680 |
| 4 | 1 | 4:02.382 B | 1:01.613 | 1:55.629 | 1:05.140 | 104.0 | 15:07.062 |
| 5 | 1 | 5:09.113 | 2:27.453 | 1:44.584 | 57.076 | 81.6 | 20:16.175 |
| 6 | 1 | 4:04.874 | 1:22.966 | 1:42.423 | 59.485 | 103.0 | 24:21.049 |
| 7 | 1 | 4:57.274 B | 1:23.879 | 1:52.627 | 1:40.768 | 84.8 | 29:18.323 |
| 8 | 1 | 5:49.842 | 2:58.889 | 1:48.279 | 1:02.674 | 72.1 | 35:08.165 |
| 9 | 1 | 3:53.584 | 1:10.339 | 1:44.177 | 59.068 | 107.9 | 39:01.749 |
| 10 | 1 | 3:51.051 | 1:07.984 | 1:43.791 | 59.276 | 109.1 | 42:52.800 |
| 11 | 1 | 3:49.483 | 1:07.203 | 1:43.898 | 58.382 | 109.9 | 46:42.283 |
| 12 | 1 | 3:48.616 | 1:06.469 | 1:44.790 | 57.357 | 110.3 | 50:30.899 |
| 13 | 1 | 3:47.046 | 1:05.747 | 1:42.542 | 58.757 | 111.1 | 54:17.945 |
| 14 | 1 | 3:49.114 | 1:05.044 | 1:44.968 | 59.102 | 110.1 | 58:07.059 |
| 15 | 1 | 3:45.330 | 1:03.809 | 1:43.821 | 57.700 | 111.9 | 1:01:52.389 |
| 16 | 1 | 3:37.343 | 1:00.807 | 1:40.734 | 55.802 | 116.0 | 1:05:29.732 |

### 91 — 1.Colin TESTER — PORSCHE Cayman S — Cayman Cup

| Lap | D | Time | Sector 1 | Sector 2 | Sector 3 | Kph | Elapsed |
|---|---|---|---|---|---|---|---|
| 1 | 1 | 3:57.628 | 1:20.277 | 1:41.152 | 56.199 | 104.3 | 3:57.628 |
| 2 | 1 | 3:30.034 | 59.164 | 1:37.212 | 53.658 | 120.0 | 7:27.662 |
| 3 | 1 | 3:26.973 | 57.351 | 1:37.450 | 52.172 | 121.8 | 10:54.635 |
| 4 | 1 | 3:29.207 | 55.739 | 1:36.292 | 57.176 | 120.5 | 14:23.842 |
| 5 | 1 | 3:27.739 | 59.902 | 1:35.418 | 52.419 | 121.4 | 17:51.581 |
| 6 | 1 | 3:30.342 | 57.643 | 1:37.394 | 55.305 | 119.9 | 21:21.923 |
| 7 | 1 | 3:33.584 | 1:00.014 | 1:38.824 | 54.746 | 118.1 | 24:55.507 |
| 8 | 1 | 4:11.423 | 1:00.679 | 1:43.051 | 1:27.693 | 100.3 | 29:06.930 |
| 9 | 1 | 4:19.852 | 1:41.052 | 1:45.204 | 53.596 | 97.0 | 33:26.782 |
| 10 | 1 | 3:28.401 | 58.521 | 1:37.091 | 52.789 | 121.0 | 36:55.183 |
| 11 | 1 | 3:25.143 | 58.816 | 1:34.305 | 52.022 | 122.9 | 40:20.326 |
| 12 | 1 | 3:29.394 | 58.453 | 1:35.720 | 55.221 | 120.4 | 43:49.720 |
| 13 | 1 | 3:23.360 | 54.854 | 1:35.525 | 52.981 | 124.0 | 47:13.080 |
| 14 | 1 | 3:31.539 B | 56.232 | 1:34.054 | 1:01.253 | 119.2 | 50:44.619 |
| 15 | 1 | 4:43.341 | 2:16.832 | 1:35.155 | 51.354 | 89.0 | 55:27.960 |
| 16 | 1 | 3:19.652 | 55.552 | 1:33.360 | 50.740 | 126.3 | 58:47.612 |
| 17 | 1 | 3:21.143 | 55.076 | 1:34.089 | 51.978 | 125.4 | 1:02:08.755 |
| 18 | 1 | 3:19.549 | 55.490 | 1:32.955 | 51.104 | 126.4 | 1:05:28.304 |

### 96 — 1.Charlie DYE — PORSCHE Boxster S — GT Cup

| Lap | D | Time | Sector 1 | Sector 2 | Sector 3 | Kph | Elapsed |
|---|---|---|---|---|---|---|---|
| 1 | 1 | 3:40.802 | 1:08.260 | 1:38.363 | 54.179 | 112.2 | 3:40.802 |
| 2 | 1 | 3:30.980 | 58.743 | 1:36.647 | 55.590 | 119.5 | 7:11.782 |
| 3 | 1 | 3:32.083 | 1:03.575 | 1:35.639 | 52.869 | 118.9 | 10:43.865 |
| 4 | 1 | 3:32.872 | 1:01.465 | 1:36.868 | 54.539 | 118.4 | 14:16.737 |
| 5 | 1 | 3:37.429 | 1:07.230 | 1:36.201 | 53.998 | 116.0 | 17:54.166 |
| 6 | 1 | 3:29.401 | 58.868 | 1:34.790 | 55.743 | 120.4 | 21:23.567 |
| 7 | 1 | 3:33.380 | 1:00.386 | 1:37.671 | 55.323 | 118.2 | 24:56.947 |
| 8 | 1 | 4:11.613 | 1:00.853 | 1:42.173 | 1:28.587 | 100.2 | 29:08.560 |
| 9 | 1 | 4:21.134 | 1:40.312 | 1:45.756 | 55.066 | 96.6 | 33:29.694 |
| 10 | 1 | 3:35.320 | 1:01.557 | 1:37.667 | 56.096 | 117.1 | 37:05.014 |
| 11 | 1 | 3:30.214 | 1:01.565 | 1:35.683 | 52.966 | 119.9 | 40:35.228 |
| 12 | 1 | 3:37.973 B | 58.536 | 1:35.348 | 1:04.089 | 115.7 | 44:13.201 |
| 13 | 1 | 4:40.488 | 2:13.599 | 1:33.726 | 53.163 | 89.9 | 48:53.689 |
| 14 | 1 | 3:25.144 | 58.509 | 1:34.543 | 52.092 | 122.9 | 52:18.833 |
| 15 | 1 | 3:25.792 | 57.851 | 1:33.993 | 53.948 | 122.5 | 55:44.625 |
| 16 | 1 | 3:27.865 | 58.141 | 1:35.071 | 54.653 | 121.3 | 59:12.490 |
| 17 | 1 | 3:30.070 | 59.663 | 1:37.076 | 53.331 | 120.0 | 1:02:42.560 |
| 18 | 1 | 3:29.674 | 1:00.266 | 1:35.257 | 54.151 | 120.3 | 1:06:12.234 |

### 902 — 1.Jeffrey POUW — PORSCHE 944 Cup — 944 Cup

| Lap | D | Time | Sector 1 | Sector 2 | Sector 3 | Kph | Elapsed |
|---|---|---|---|---|---|---|---|
| 1 | 1 | 4:29.849 | 1:35.069 | 1:52.789 | 1:01.991 | 91.8 | 4:29.849 |
| 2 | 1 | 3:56.983 | 1:06.677 | 1:51.001 | 59.305 | 106.4 | 8:26.832 |
| 3 | 1 | 3:55.146 | 1:05.272 | 1:49.882 | 59.992 | 107.2 | 12:21.978 |
| 4 | 1 | 4:02.908 | 1:08.223 | 1:53.266 | 1:01.419 | 103.8 | 16:24.886 |
| 5 | 1 | 4:08.921 | 1:09.605 | 1:55.903 | 1:03.413 | 101.3 | 20:33.807 |
| 6 | 1 | 4:13.027 | 1:13.284 | 1:54.397 | 1:05.346 | 99.7 | 24:46.834 |
| 7 | 1 | 4:24.010 | 1:12.402 | 1:55.704 | 1:15.904 | 95.5 | 29:10.844 |
| 8 | 1 | 4:40.024 | 1:40.110 | 1:57.934 | 1:01.980 | 90.0 | 33:50.868 |
| 9 | 1 | 4:01.894 | 1:09.588 | 1:51.208 | 1:01.098 | 104.2 | 37:52.762 |
| 10 | 1 | 3:56.383 | 1:06.792 | 1:48.888 | 1:00.703 | 106.7 | 41:49.145 |
| 11 | 1 | 3:51.034 | 1:05.505 | 1:47.013 | 58.516 | 109.1 | 45:40.179 |
| 12 | 1 | 3:48.897 | 1:04.923 | 1:45.448 | 58.526 | 110.2 | 49:29.076 |
| 13 | 1 | 4:01.090 B | 1:04.370 | 1:47.287 | 1:09.433 | 104.6 | 53:30.166 |
| 14 | 1 | 5:08.485 | 2:21.263 | 1:47.894 | 59.328 | 81.7 | 58:38.651 |
| 15 | 1 | 3:52.138 | 1:03.967 | 1:48.210 | 59.961 | 108.6 | 1:02:30.789 |
| 16 | 1 | 3:46.014 | 1:02.545 | 1:44.523 | 58.946 | 111.6 | 1:06:16.803 |

### 910 — 1.Andreas PAASSEN — Porsche 911 RSR — RS Cup

| Lap | D | Time | Sector 1 | Sector 2 | Sector 3 | Kph | Elapsed |
|---|---|---|---|---|---|---|---|
| 1 | 1 | 3:56.699 | 1:18.838 | 1:42.136 | 55.725 | 104.7 | 3:56.699 |
| 2 | 1 | 3:22.679 | 58.429 | 1:31.249 | 53.001 | 124.4 | 7:19.378 |
| 3 | 1 | 3:19.774 | 57.061 | 1:32.797 | 49.916 | 126.2 | 10:39.152 |
| 4 | 1 | 3:19.121 | 54.845 | 1:32.453 | 51.823 | 126.6 | 13:58.273 |
| 5 | 1 | 3:30.735 | 1:04.750 | 1:35.020 | 50.965 | 119.6 | 17:29.008 |
| 6 | 1 | 3:25.907 | 58.459 | 1:35.241 | 52.207 | 122.5 | 20:54.915 |
| 7 | 1 | 3:32.458 | 59.357 | 1:38.487 | 54.614 | 118.7 | 24:27.373 |
| 8 | 1 | 4:46.371 B | 1:00.602 | 2:03.801 | 1:41.968 | 88.0 | 29:13.744 |
| 9 | 1 | 4:55.157 | 2:26.342 | 1:36.329 | 52.486 | 85.4 | 34:08.901 |
| 10 | 1 | 3:36.221 | 58.650 | 1:39.716 | 57.855 | 116.6 | 37:45.122 |
| 11 | 1 | 3:25.188 | 56.732 | 1:34.407 | 54.049 | 122.9 | 41:10.310 |
| 12 | 1 | 3:22.278 | 57.010 | 1:33.738 | 51.530 | 124.7 | 44:32.588 |
| 13 | 1 | 3:16.299 | 55.104 | 1:31.528 | 49.667 | 128.4 | 47:48.887 |
| 14 | 1 | 3:14.343 | 54.060 | 1:30.253 | 50.030 | 129.7 | 51:03.230 |
| 15 | 1 | 3:24.539 | 56.939 | 1:38.137 | 49.463 | 123.3 | 54:27.769 |
| 16 | 1 | 3:17.349 | 56.905 | 1:31.155 | 49.289 | 127.8 | 57:45.118 |
| 17 | 1 | 3:14.471 | 53.307 | 1:30.693 | 50.471 | 129.7 | 1:00:59.589 |



ROADBOOK MOTOR CLASSIC
www.spasixhours.com
contact@roadbook.net

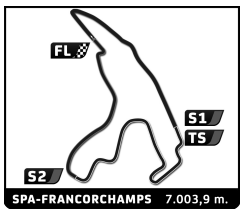


# 4-ACNN SERIES 2
## SUPER SPA
## Race 1

## Sector Analysis

__ Invalidated Lap  Personal Best  Session Best  **B** Crossing the pit lane

| Lap | D | Time | Sector 1 | Sector 2 | Sector 3 | Kph | Elapsed |
|---|---|---|---|---|---|---|---|
| 18 | 1 | 3:13.354 | 52.193 | 1:29.819 | 51.342 | 130.4 | 1:04:12.943 |

### 916 — 1.Marvin VAN DONGEN — PORSCHE Cayman S, Cayman Cup

| Lap | D | Time | Sector 1 | Sector 2 | Sector 3 | Kph | Elapsed |
|---|---|---|---|---|---|---|---|
| 1 | 1 | 3:24.769 | 1:03.507 | 1:31.130 | 50.132 | 121.0 | 3:24.769 |
| 2 | 1 | 3:17.297 | 57.568 | 1:29.226 | 50.503 | 127.8 | 6:42.066 |
| 3 | 1 | 3:13.288 | 54.883 | 1:29.113 | 49.292 | 130.4 | 9:55.354 |
| 4 | 1 | 3:15.676 | 55.632 | 1:29.368 | 50.676 | 128.9 | 13:11.030 |
| 5 | 1 | 3:38.303 | 1:07.785 | 1:40.992 | 49.526 | 115.5 | 16:49.333 |
| 6 | 1 | 3:16.987 | 55.034 | 1:31.367 | 50.586 | 128.0 | 20:06.320 |
| 7 | 1 | 3:18.814 | 56.924 | 1:29.609 | 52.281 | 126.8 | 23:25.134 |
| 8 | 1 | 3:53.305 B | 57.688 | 1:31.142 | 1:24.475 | 108.1 | 27:18.439 |
| 9 | 1 | 5:23.324 | 2:38.825 | 1:53.003 | 51.496 | 78.0 | 32:41.763 |
| 10 | 1 | 3:32.004 | 1:09.569 | 1:31.349 | 51.086 | 118.9 | 36:13.767 |
| 11 | 1 | 3:18.171 | 56.677 | 1:31.995 | 49.499 | 127.2 | 39:31.938 |
| 12 | 1 | 3:18.199 | 55.779 | 1:29.947 | 52.473 | 127.2 | 42:50.137 |
| 13 | 1 | 3:19.879 | 54.904 | 1:29.519 | 55.456 | 126.1 | 46:10.016 |
| 14 | 1 | 3:18.662 | 56.195 | 1:31.420 | 51.047 | 126.9 | 49:28.678 |
| 15 | 1 | 3:13.900 | 55.627 | 1:29.061 | 49.212 | 130.0 | 52:42.578 |
| 16 | 1 | 3:14.177 | 54.117 | 1:31.082 | 48.978 | 129.9 | 55:56.755 |
| 17 | 1 | 3:15.335 | 53.785 | 1:28.626 | 52.924 | 129.1 | 59:12.090 |
| 18 | 1 | 3:13.405 | 54.104 | 1:27.970 | 51.331 | 130.4 | 1:02:25.495 |
| 19 | 1 | 3:15.435 | 54.431 | 1:31.449 | 49.555 | 129.0 | 1:05:40.930 |

### 920 — 1.Han WANNET — PORSCHE 944 cup, 944 Cup

| Lap | D | Time | Sector 1 | Sector 2 | Sector 3 | Kph | Elapsed |
|---|---|---|---|---|---|---|---|
| 1 | 1 | 4:12.759 | 1:26.006 | 1:47.759 | 58.994 | 98.0 | 4:12.759 |
| 2 | 1 | 3:48.895 | 1:05.977 | 1:44.100 | 58.818 | 110.2 | 8:01.654 |
| 3 | 1 | 3:53.605 | 1:07.095 | 1:46.294 | 1:00.216 | 107.9 | 11:55.259 |
| 4 | 1 | 4:11.205 | 1:07.300 | 2:02.942 | 1:00.963 | 100.4 | 16:06.464 |
| 5 | 1 | 3:57.720 | 1:08.647 | 1:47.180 | 1:01.893 | 106.1 | 20:04.184 |
| 6 | 1 | 4:04.134 | 1:09.668 | 1:49.554 | 1:04.912 | 103.3 | 24:08.318 |
| 7 | 1 | 4:55.786 | 1:12.625 | 2:09.962 | 1:33.199 | 85.2 | 29:04.104 |
| 8 | 1 | 4:44.233 | 1:43.392 | 1:56.315 | 1:04.526 | 88.7 | 33:48.337 |
| 9 | 1 | 4:02.365 | 1:09.519 | 1:50.998 | 1:01.848 | 104.0 | 37:50.702 |
| 10 | 1 | 3:54.483 | 1:07.918 | 1:45.697 | 1:00.868 | 107.5 | 41:45.185 |
| 11 | 1 | 3:52.573 | 1:06.920 | 1:45.201 | 1:00.452 | 108.4 | 45:37.758 |
| 12 | 1 | 4:01.176 B | 1:05.596 | 1:43.874 | 1:11.706 | 104.5 | 49:38.934 |
| 13 | 1 | 5:16.629 | 2:23.340 | 1:54.516 | 58.773 | 79.6 | 54:55.563 |
| 14 | 1 | 3:44.882 | 1:04.634 | 1:43.227 | 57.021 | 112.1 | 58:40.445 |
| 15 | 1 | 3:48.516 | 1:03.044 | 1:45.846 | 59.626 | 110.3 | 1:02:28.961 |
| 16 | 1 | 3:43.298 | 1:03.220 | 1:42.591 | 57.487 | 112.9 | 1:06:12.259 |

### 926 — 1.Ronald VAN VLIET — PORSCHE GT4, GT4 Cup

| Lap | D | Time | Sector 1 | Sector 2 | Sector 3 | Kph | Elapsed |
|---|---|---|---|---|---|---|---|
| 1 | 1 | 3:30.721 | 1:07.689 | 1:32.202 | 50.830 | 117.6 | 3:30.721 |
| 2 | 1 | 3:06.697 | 51.468 | 1:26.559 | 48.670 | 135.1 | 6:37.418 |
| 3 | 1 | 3:03.163 | 50.211 | 1:25.120 | 47.832 | 137.7 | 9:40.581 |
| 4 | 1 | 3:04.346 | 52.297 | 1:25.309 | 46.740 | 136.8 | 12:44.927 |
| 5 | 1 | 3:21.533 | 51.292 | 1:41.206 | 49.035 | 125.1 | 16:06.460 |
| 6 | 1 | 3:08.029 | 54.177 | 1:25.343 | 48.509 | 134.1 | 19:14.489 |
| 7 | 1 | 3:06.836 | 52.726 | 1:25.343 | 48.767 | 135.0 | 22:21.325 |
| 8 | 1 | 3:12.269 | 53.402 | 1:27.994 | 50.873 | 131.1 | 25:33.594 |
| 9 | 1 | 4:42.662 B | 1:10.033 | 1:50.895 | 1:41.734 | 89.2 | 30:16.256 |
| 10 | 1 | 4:28.820 | 2:09.892 | 1:29.467 | 49.461 | 93.8 | 34:45.076 |
| 11 | 1 | 3:09.875 | 53.912 | 1:27.656 | 48.307 | 132.8 | 37:54.951 |
| 12 | 1 | 3:06.004 | 53.509 | 1:25.504 | 46.991 | 135.6 | 41:00.955 |
| 13 | 1 | 3:03.689 | 51.054 | 1:23.761 | 48.874 | 137.3 | 44:04.644 |
| 14 | 1 | 3:05.485 | 50.653 | 1:26.367 | 48.465 | 135.9 | 47:10.129 |
| 15 | 1 | 3:01.332 | 50.142 | 1:23.025 | 48.165 | 139.0 | 50:11.461 |
| 16 | 1 | 2:58.119 | 50.651 | 1:22.351 | 45.117 | 141.6 | 53:09.580 |
| 17 | 1 | 2:56.973 | 49.978 | 1:21.536 | 45.459 | 142.5 | 56:06.553 |
| 18 | 1 | 3:00.129 | 50.492 | 1:22.150 | 47.487 | 140.0 | 59:06.682 |
| 19 | 1 | 2:55.598 | 49.050 | 1:21.796 | 44.752 | 143.6 | 1:02:02.280 |
| 20 | 1 | 3:05.744 | 52.562 | 1:27.006 | 46.176 | 135.7 | 1:05:08.024 |

### 931 — 1.Hans WESTERBEEK — PORSCHE Cayman S, Cayman Cup

| Lap | D | Time | Sector 1 | Sector 2 | Sector 3 | Kph | Elapsed |
|---|---|---|---|---|---|---|---|
| 1 | 1 | 3:45.317 | 1:18.225 | 1:33.711 | 53.381 | 110.0 | 3:45.317 |
| 2 | 1 | 3:24.931 | 58.303 | 1:33.067 | 53.561 | 123.0 | 7:10.248 |
| 3 | 1 | 4:00.144 | 1:23.225 | 1:39.646 | 57.273 | 105.0 | 11:10.392 |
| 4 | 1 | 3:44.532 B | 59.159 | 1:39.138 | 1:06.235 | 112.3 | 14:54.924 |
| 5 | 1 | 4:57.451 | 2:21.828 | 1:39.940 | 55.683 | 84.8 | 19:52.375 |
| 6 | 1 | 3:30.966 | 59.843 | 1:34.253 | 56.870 | 119.5 | 23:23.341 |
| 7 | 1 | 3:48.741 | 1:02.421 | 1:37.631 | 1:08.689 | 110.2 | 27:12.082 |
| 8 | 1 | 3:54.552 | 1:11.642 | 1:41.248 | 1:01.662 | 107.5 | 31:06.634 |
| 9 | 1 | 3:35.535 | 1:04.123 | 1:37.257 | 54.155 | 117.0 | 34:42.169 |
| 10 | 1 | 3:30.613 | 1:02.882 | 1:34.793 | 52.938 | 119.7 | 38:12.782 |
| 11 | 1 | 3:34.879 | 1:00.014 | 1:36.438 | 58.427 | 117.3 | 41:47.661 |
| 12 | 1 | 3:27.757 | 59.736 | 1:33.622 | 54.399 | 121.4 | 45:15.418 |
| 13 | 1 | 3:25.591 | 59.039 | 1:34.488 | 52.064 | 122.6 | 48:41.009 |
| 14 | 1 | 3:20.714 | 55.797 | 1:32.032 | 52.885 | 125.6 | 52:01.723 |
| 15 | 1 | 3:22.159 | 56.459 | 1:33.482 | 52.218 | 124.7 | 55:23.882 |
| 16 | 1 | 3:25.548 | 1:02.034 | 1:32.463 | 51.051 | 122.7 | 58:49.430 |
| 17 | 1 | 3:31.216 | 57.152 | 1:39.906 | 54.158 | 119.4 | 1:02:20.646 |
| 18 | 1 | 3:25.937 | 56.296 | 1:36.002 | 53.639 | 122.4 | 1:05:46.583 |

### 933 — 1.Bob VAN INGE — PORSCHE Cayman, Cayman Cup

| Lap | D | Time | Sector 1 | Sector 2 | Sector 3 | Kph | Elapsed |
|---|---|---|---|---|---|---|---|
| 1 | 1 | 3:37.335 | 1:12.634 | 1:32.220 | 52.481 | 114.0 | 3:37.335 |
| 2 | 1 | 3:08.030 | 53.747 | 1:26.712 | 47.571 | 134.1 | 6:45.365 |
| 3 | 1 | 3:07.180 | 52.411 | 1:25.994 | 48.775 | 134.7 | 9:52.545 |
| 4 | 1 | 3:07.977 | 53.803 | 1:25.711 | 48.463 | 134.1 | 13:00.522 |
| 5 | 1 | 3:14.381 | 53.440 | 1:30.053 | 50.888 | 129.7 | 16:14.903 |
| 6 | 1 | 3:12.205 | 54.389 | 1:28.603 | 49.213 | 131.2 | 19:27.108 |
| 7 | 1 | 3:18.291 | 57.194 | 1:28.708 | 52.389 | 127.2 | 22:45.399 |
| 8 | 1 | 3:23.999 B | 54.715 | 1:27.866 | 1:01.418 | 123.6 | 26:09.398 |
| 9 | 1 | 4:59.146 | 2:16.570 | 1:42.601 | 59.975 | 84.3 | 31:08.544 |
| 10 | 1 | 3:20.903 | 1:01.838 | 1:30.189 | 48.876 | 125.5 | 34:29.447 |
| 11 | 1 | 3:13.634 | 53.495 | 1:26.939 | 53.200 | 130.2 | 37:43.081 |
| 12 | 1 | 3:05.634 | 52.473 | 1:24.424 | 48.737 | 135.8 | 40:48.715 |
| 13 | 1 | 3:07.468 | 52.435 | 1:26.868 | 48.165 | 134.5 | 43:56.183 |
| 14 | 1 | 3:08.507 | 53.975 | 1:26.792 | 47.740 | 133.8 | 47:04.690 |
| 15 | 1 | 3:06.707 | 53.097 | 1:24.589 | 49.021 | 135.0 | 50:11.397 |
| 16 | 1 | 3:06.986 | 53.210 | 1:24.845 | 48.931 | 134.8 | 53:18.383 |
| 17 | 1 | 3:05.055 | 51.815 | 1:26.091 | 47.149 | 136.3 | 56:23.438 |
| 18 | 1 | 3:03.505 | 51.613 | 1:24.573 | 47.319 | 137.4 | 59:26.943 |
| 19 | 1 | 3:04.979 | 51.333 | 1:25.580 | 48.066 | 136.3 | 1:02:31.922 |



ROADBOOK MOTOR CLASSIC
www.spasixhours.com
contact@roadbook.net

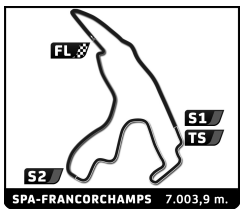


# 4-ACNN SERIES 2
## SUPER SPA
## Race 1

## Sector Analysis

__ Invalidated Lap  Personal Best  Session Best  **B** Crossing the pit lane

| Lap | D | Time | Sector 1 | Sector 2 | Sector 3 | Kph | Elapsed |
|---|---|---|---|---|---|---|---|
| 20 | 1 | 3:02.684 | 51.297 | 1:24.657 | 46.730 | 138.0 | 1:05:34.606 |

### 951 — 1.Robert KRAANEVELD — PORSCHE GT3 RS Cup

| Lap | D | Time | Sector 1 | Sector 2 | Sector 3 | Kph | Elapsed |
|---|---|---|---|---|---|---|---|
| 1 | 1 | 3:41.727 | 1:12.028 | 1:36.315 | 53.384 | 111.7 | 3:41.727 |
| 2 | 1 | 3:22.979 | 55.754 | 1:34.802 | 52.423 | 124.2 | 7:04.706 |
| 3 | 1 | 3:16.831 | 53.288 | 1:33.114 | 50.429 | 128.1 | 10:21.537 |
| 4 | 1 | 3:18.025 | 52.630 | 1:34.110 | 51.285 | 127.3 | 13:39.562 |
| 5 | 1 | 3:33.153 | 1:05.366 | 1:35.149 | 52.638 | 118.3 | 17:12.715 |
| 6 | 1 | 3:20.632 | 53.935 | 1:33.935 | 52.762 | 125.7 | 20:33.347 |
| 7 | 1 | 3:32.695 | 1:01.531 | 1:35.673 | 55.491 | 118.5 | 24:06.042 |
| 8 | 1 | 3:43.931 | 57.874 | 1:44.484 | 1:01.573 | 112.6 | 27:49.973 |
| 9 | 1 | 4:11.687 B | 1:11.043 | 1:43.730 | 1:16.914 | 100.2 | 32:01.660 |
| 10 | 1 | 4:35.262 | 2:04.618 | 1:36.058 | 54.586 | 91.6 | 36:36.922 |
| 11 | 1 | 3:25.391 | 56.325 | 1:35.877 | 53.189 | 122.8 | 40:02.313 |
| 12 | 1 | 3:21.719 | 55.532 | 1:34.613 | 51.574 | 125.0 | 43:24.032 |
| 13 | 1 | 3:22.754 | 56.475 | 1:34.970 | 51.309 | 124.4 | 46:46.786 |
| 14 | 1 | 3:21.102 | 54.080 | 1:33.489 | 53.533 | 125.4 | 50:07.888 |
| 15 | 1 | 3:21.513 | 58.065 | 1:33.186 | 50.262 | 125.1 | 53:29.401 |
| 16 | 1 | 3:21.146 | 55.418 | 1:34.404 | 51.324 | 125.4 | 56:50.547 |
| 17 | 1 | 3:18.152 | 53.484 | 1:33.652 | 51.016 | 127.2 | 1:00:08.699 |
| 18 | 1 | 3:15.288 | 53.507 | 1:32.534 | 49.247 | 129.1 | 1:03:23.987 |

### 957 — 1.Niekjan STEEHOUWER — PORSCHE Cayman Cup, Cayman Cup

| Lap | D | Time | Sector 1 | Sector 2 | Sector 3 | Kph | Elapsed |
|---|---|---|---|---|---|---|---|
| 1 | 1 | 3:43.811 | | | | 110.7 | 3:43.811 |
| 2 | 1 | 3:23.273 | | | | 124.0 | 7:07.084 |
| 3 | 1 | 3:18.823 | | | | 126.8 | 10:25.907 |
| 4 | 1 | 3:17.800 | | | | 127.5 | 13:43.707 |
| 5 | 1 | 3:39.216 | | | | 115.0 | 17:22.923 |
| 6 | 1 | 3:19.624 | | | | 126.3 | 20:42.547 |
| 7 | 1 | 3:25.221 | | | | 122.9 | 24:07.768 |
| 8 | 1 | 3:38.117 | | | | 115.6 | 27:45.885 |
| 9 | 1 | 3:51.487 | | | | 108.9 | 31:37.372 |
| 10 | 1 | 3:22.597 | | | | 124.5 | 34:59.969 |
| 11 | 1 | 3:15.800 | | | | 128.8 | 38:15.769 |
| 12 | 1 | 3:15.525 | | | | 129.0 | 41:31.294 |
| 13 | 1 | 3:25.528 B | | | | 122.7 | 44:56.822 |
| 14 | 1 | 4:29.840 | | | | 93.4 | 49:26.662 |
| 15 | 1 | 3:12.452 | | | | 131.0 | 52:39.114 |
| 16 | 1 | 3:13.574 | | | | 130.3 | 55:52.688 |
| 17 | 1 | 3:11.825 | | | | 131.4 | 59:04.513 |
| 18 | 1 | 3:14.028 | | | | 130.0 | 1:02:18.541 |
| 19 | 1 | 3:11.463 | | | | 131.7 | 1:05:30.004 |

### 961 — 1.Edwin VAN WIJNGAARDE — PORSCHE 991.2 RS Cup

| Lap | D | Time | Sector 1 | Sector 2 | Sector 3 | Kph | Elapsed |
|---|---|---|---|---|---|---|---|
| 1 | 1 | 3:17.914 | 1:04.666 | 1:27.041 | 46.207 | 125.2 | 3:17.914 |
| 2 | 1 | 2:56.766 | 49.422 | 1:22.440 | 44.904 | 142.6 | 6:14.680 |
| 3 | 1 | 2:56.290 | 47.853 | 1:21.994 | 46.443 | 143.0 | 9:10.970 |
| 4 | 1 | 2:56.886 | 48.349 | 1:22.379 | 46.158 | 142.5 | 12:07.856 |
| 5 | 1 | 3:37.047 | 1:00.597 | 1:50.986 | 45.464 | 116.2 | 15:44.903 |
| 6 | 1 | 3:01.212 | 50.804 | 1:24.725 | 45.683 | 139.1 | 18:46.115 |
| 7 | 1 | 3:08.671 | 51.914 | 1:27.412 | 49.345 | 133.6 | 21:54.786 |
| 8 | 1 | 3:14.950 | 55.253 | 1:27.200 | 52.497 | 129.3 | 25:09.736 |
| 9 | 1 | 4:47.423 B | 1:04.267 | 2:08.078 | 1:35.078 | 87.7 | 29:57.159 |
| 10 | 1 | 4:46.609 | 2:19.677 | 1:36.587 | 50.345 | 88.0 | 34:43.768 |
| 11 | 1 | 3:12.546 | 56.959 | 1:28.400 | 47.187 | 131.0 | 37:56.314 |
| 12 | 1 | 3:09.940 | 55.520 | 1:26.731 | 47.689 | 132.7 | 41:06.254 |
| 13 | 1 | 3:06.256 | 52.462 | 1:26.754 | 47.040 | 135.4 | 44:12.510 |
| 14 | 1 | 3:05.848 | 51.290 | 1:27.437 | 47.121 | 135.7 | 47:18.358 |
| 15 | 1 | 3:08.285 | 53.290 | 1:28.999 | 45.996 | 133.9 | 50:26.643 |
| 16 | 1 | 3:03.036 | 51.610 | 1:25.272 | 46.154 | 137.8 | 53:29.679 |
| 17 | 1 | 3:01.954 | 50.872 | 1:25.312 | 45.770 | 138.6 | 56:31.633 |
| 18 | 1 | 2:59.745 | 49.360 | 1:24.406 | 45.979 | 140.3 | 59:31.378 |
| 19 | 1 | 3:01.374 | 48.387 | 1:26.288 | 46.699 | 139.0 | 1:02:32.752 |
| 20 | 1 | 3:03.443 | 51.892 | 1:26.482 | 45.069 | 137.4 | 1:05:36.195 |

### 972 — 1.Marc VAN DER MEULEN — PORSCHE Cayman, Cayman Cup

| Lap | D | Time | Sector 1 | Sector 2 | Sector 3 | Kph | Elapsed |
|---|---|---|---|---|---|---|---|
| 1 | 1 | 3:37.003 | 1:05.935 | 1:37.491 | 53.577 | 114.2 | 3:37.003 |
| 2 | 1 | 3:25.854 | 59.506 | 1:34.680 | 51.668 | 122.5 | 7:02.857 |
| 3 | 1 | 3:22.644 | 56.969 | 1:33.885 | 51.790 | 124.4 | 10:25.501 |
| 4 | 1 | 3:24.433 | 57.521 | 1:34.850 | 52.062 | 123.3 | 13:49.934 |
| 5 | 1 | 3:36.904 | 1:11.657 | 1:32.898 | 52.349 | 116.2 | 17:26.838 |
| 6 | 1 | 3:27.590 | 58.562 | 1:36.101 | 52.927 | 121.5 | 20:54.428 |
| 7 | 1 | 3:33.409 | 58.263 | 1:38.924 | 56.222 | 118.1 | 24:27.837 |
| 8 | 1 | 4:48.503 B | 1:05.127 | 2:01.027 | 1:42.349 | 87.4 | 29:16.340 |
| 9 | 1 | 5:20.038 | 2:46.818 | 1:38.795 | 54.425 | 78.8 | 34:36.378 |
| 10 | 1 | 3:35.251 | 59.405 | 1:41.003 | 54.843 | 117.1 | 38:11.629 |
| 11 | 1 | 3:33.048 | 59.232 | 1:37.882 | 55.934 | 118.3 | 41:44.677 |
| 12 | 1 | 3:25.678 | 58.708 | 1:34.581 | 52.389 | 122.6 | 45:10.355 |
| 13 | 1 | 3:25.300 | 57.384 | 1:36.117 | 51.799 | 122.8 | 48:35.655 |
| 14 | 1 | 3:23.372 | 56.972 | 1:33.958 | 52.442 | 124.0 | 51:59.027 |
| 15 | 1 | 3:23.807 | 56.048 | 1:35.398 | 52.361 | 123.7 | 55:22.834 |
| 16 | 1 | 3:17.507 | 55.306 | 1:31.830 | 50.371 | 127.7 | 58:40.341 |
| 17 | 1 | 3:17.363 | 55.191 | 1:31.035 | 51.137 | 127.8 | 1:01:57.704 |
| 18 | 1 | 3:29.518 | 57.956 | 1:38.404 | 53.158 | 120.3 | 1:05:27.222 |

### 981 — 1.Jack ENGELS — PORSCHE Cayman GT4, GT4 Cup

| Lap | D | Time | Sector 1 | Sector 2 | Sector 3 | Kph | Elapsed |
|---|---|---|---|---|---|---|---|
| 1 | 1 | 3:24.624 | 1:08.800 | 1:29.356 | 46.468 | 121.1 | 3:24.624 |
| 2 | 1 | 2:59.090 | 50.697 | 1:22.796 | 45.597 | 140.8 | 6:23.714 |
| 3 | 1 | 3:00.930 | 50.735 | 1:23.242 | 46.953 | 139.4 | 9:24.644 |
| 4 | 1 | 3:00.606 | 50.475 | 1:24.601 | 45.530 | 139.6 | 12:25.250 |
| 5 | 1 | 3:24.216 | 52.535 | 1:45.992 | 45.689 | 123.5 | 15:49.466 |
| 6 | 1 | 3:00.327 | 50.109 | 1:23.417 | 46.801 | 139.8 | 18:49.793 |
| 7 | 1 | 3:06.579 | 54.048 | 1:25.903 | 46.628 | 135.1 | 21:56.372 |
| 8 | 1 | 3:13.712 | 54.316 | 1:28.022 | 51.374 | 130.2 | 25:10.084 |
| 9 | 1 | 4:17.950 B | 57.419 | 1:57.195 | 1:23.336 | 97.7 | 29:28.034 |
| 10 | 1 | 4:25.002 | 2:08.945 | 1:26.481 | 49.576 | 95.1 | 33:53.036 |
| 11 | 1 | 3:07.693 | 53.075 | 1:25.399 | 49.219 | 134.3 | 37:00.729 |
| 12 | 1 | 3:02.442 | 51.313 | 1:23.928 | 47.201 | 138.2 | 40:03.171 |
| 13 | 1 | 3:00.926 | 50.350 | 1:23.852 | 46.724 | 139.4 | 43:04.097 |
| 14 | 1 | 3:08.148 | 50.013 | 1:24.468 | 53.667 | 134.0 | 46:12.245 |
| 15 | 1 | 3:07.129 | 53.831 | 1:25.288 | 48.010 | 134.7 | 49:19.374 |
| 16 | 1 | 3:01.089 | 50.587 | 1:24.698 | 45.804 | 139.2 | 52:20.463 |
| 17 | 1 | 3:03.213 | 50.411 | 1:24.497 | 48.305 | 137.6 | 55:23.676 |



ROADBOOK MOTOR CLASSIC
www.spasixhours.com
contact@roadbook.net

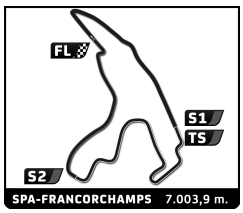


# 4-ACNN SERIES 2
## SUPER SPA
## Race 1
## Sector Analysis

__ Invalidated Lap  Personal Best  Session Best  **B** Crossing the pit lane

| Lap | D | Time | Sector 1 | Sector 2 | Sector 3 | Kph | Elapsed |
|---|---|---|---|---|---|---|---|
| 18 | 1 | 2:59.261 | 50.138 | 1:23.776 | 45.347 | 140.7 | 58:22.937 |
| 19 | 1 | 3:00.029 | 51.690 | 1:23.130 | 45.209 | 140.1 | 1:01:22.966 |
| 20 | 1 | 2:57.868 | 50.258 | 1:23.056 | 44.554 | 141.8 | 1:04:20.834 |

**982** 1.Gijs VAN GOOSWILLIGEN — Porsche GT4 CS, GT4 Cup

| Lap | D | Time | Sector 1 | Sector 2 | Sector 3 | Kph | Elapsed |
|---|---|---|---|---|---|---|---|
| 1 | 1 | 3:28.695 | 1:08.279 | 1:30.854 | 49.562 | 118.7 | 3:28.695 |
| 2 | 1 | 3:06.644 | 51.947 | 1:27.257 | 47.440 | 135.1 | 6:35.339 |
| 3 | 1 | 3:03.051 | 50.813 | 1:25.221 | 47.017 | 137.7 | 9:38.390 |
| 4 | 1 | 3:03.527 | 53.503 | 1:23.889 | 46.135 | 137.4 | 12:41.917 |
| 5 | 1 | 3:23.698 | 51.354 | 1:43.060 | 49.284 | 123.8 | 16:05.615 |
| 6 | 1 | 3:05.888 | 53.796 | 1:24.229 | 47.863 | 135.6 | 19:11.503 |
| 7 | 1 | 3:06.159 | 51.236 | 1:25.540 | 49.383 | 135.4 | 22:17.662 |
| 8 | 1 | 3:08.326 | 53.939 | 1:25.973 | 48.414 | 133.9 | 25:25.988 |
| 9 | 1 | 4:47.251 B | 1:12.413 | 1:53.053 | 1:41.785 | 87.8 | 30:13.239 |
| 10 | 1 | 4:27.704 | 2:06.695 | 1:32.701 | 48.308 | 94.2 | 34:40.943 |
| 11 | 1 | 3:08.626 | 54.363 | 1:25.320 | 48.943 | 133.7 | 37:49.569 |
| 12 | 1 | 3:07.338 | 56.218 | 1:24.666 | 46.454 | 134.6 | 40:56.907 |
| 13 | 1 | 3:00.691 | 50.157 | 1:23.209 | 47.325 | 139.5 | 43:57.598 |
| 14 | 1 | 3:07.509 | 54.118 | 1:26.403 | 46.988 | 134.5 | 47:05.107 |
| 15 | 1 | 3:02.559 | 50.202 | 1:22.202 | 50.155 | 138.1 | 50:07.666 |
| 16 | 1 | 3:00.978 | 52.530 | 1:22.171 | 46.277 | 139.3 | 53:08.644 |
| 17 | 1 | 2:57.325 | 50.182 | 1:21.421 | 45.722 | 142.2 | 56:05.969 |
| 18 | 1 | 2:58.084 | 50.238 | 1:22.141 | 45.705 | 141.6 | 59:04.053 |
| 19 | 1 | 2:56.514 | 48.866 | 1:22.511 | 45.137 | 142.8 | 1:02:00.567 |
| 20 | 1 | 2:57.677 | 51.726 | 1:20.914 | 45.037 | 141.9 | 1:04:58.244 |

**987** 1.Jean-Paul HULSEBOS, 2.Joris HAVERMANS — PORSCHE Cayman, Cayman Cup

| Lap | D | Time | Sector 1 | Sector 2 | Sector 3 | Kph | Elapsed |
|---|---|---|---|---|---|---|---|
| 1 | 1 | 3:23.872 | 1:02.330 | 1:30.539 | 51.003 | 121.5 | 3:23.872 |
| 2 | 1 | 3:15.210 | 55.130 | 1:27.842 | 52.238 | 129.2 | 6:39.082 |
| 3 | 1 | 3:12.986 | 55.476 | 1:28.185 | 49.325 | 130.7 | 9:52.068 |
| 4 | 1 | 3:15.940 | 54.823 | 1:28.567 | 52.550 | 128.7 | 13:08.008 |
| 5 | 1 | 3:19.257 | 54.990 | 1:34.336 | 49.931 | 126.5 | 16:27.265 |
| 6 | 1 | 3:20.962 | 59.656 | 1:30.271 | 51.035 | 125.5 | 19:48.227 |
| 7 | 1 | 3:19.337 | 55.525 | 1:32.069 | 51.743 | 126.5 | 23:07.564 |
| 8 | 1 | 3:32.070 B | 58.169 | 1:30.974 | 1:02.927 | 118.9 | 26:39.634 |
| 9 | 1 | 5:14.799 | 2:26.082 | 1:48.999 | 59.718 | 80.1 | 31:54.433 |
| 10 | 1 | 3:22.001 | 58.754 | 1:31.308 | 51.939 | 124.8 | 35:16.434 |
| 11 | 1 | 3:24.868 | 1:02.101 | 1:31.372 | 51.395 | 123.1 | 38:41.302 |
| 12 | 1 | 3:15.553 | 56.138 | 1:29.042 | 50.373 | 128.9 | 41:56.855 |
| 13 | 1 | 3:16.015 | 54.855 | 1:29.704 | 51.456 | 128.6 | 45:12.870 |
| 14 | 1 | 3:15.904 | 55.528 | 1:30.395 | 49.981 | 128.7 | 48:28.774 |
| 15 | 1 | 3:09.403 | 53.730 | 1:27.162 | 48.511 | 133.1 | 51:38.177 |
| 16 | 1 | 3:10.376 | 54.146 | 1:27.443 | 48.787 | 132.4 | 54:48.553 |
| 17 | 1 | 3:14.361 | 53.463 | 1:29.972 | 50.926 | 129.7 | 58:02.914 |
| 18 | 1 | 3:08.119 | 53.082 | 1:26.967 | 48.070 | 134.0 | 1:01:11.033 |
| 19 | 1 | 3:06.876 | 53.128 | 1:25.761 | 47.987 | 134.9 | 1:04:17.909 |

**989** 1.Henk VAN NOREL — PORSCHE GT4RS, RS Cup

| Lap | D | Time | Sector 1 | Sector 2 | Sector 3 | Kph | Elapsed |
|---|---|---|---|---|---|---|---|
| 1 | 1 | 3:08.822 | 1:01.995 | 1:21.829 | 44.998 | 131.2 | 3:08.822 |
| 2 | 1 | 2:54.259 | 48.103 | 1:21.424 | 44.732 | 144.7 | 6:03.081 |
| 3 | 1 | 2:59.530 | 47.886 | 1:22.897 | 48.747 | 140.4 | 9:02.611 |
| 4 | 1 | 2:57.736 | 48.472 | 1:23.848 | 45.416 | 141.9 | 12:00.347 |
| 5 | 1 | 3:24.974 | 49.181 | 1:31.132 | 1:04.661 | 123.0 | 15:25.321 |
| 6 | 1 | 2:58.312 | 48.511 | 1:22.259 | 47.542 | 141.4 | 18:23.633 |
| 7 | 1 | 3:02.028 | 50.369 | 1:24.470 | 47.189 | 138.5 | 21:25.661 |
| 8 | 1 | 3:12.363 | 53.314 | 1:28.545 | 50.504 | 131.1 | 24:38.024 |
| 9 | 1 | 4:36.277 B | 54.374 | 2:00.344 | 1:41.559 | 91.3 | 29:14.301 |
| 10 | 1 | 4:35.159 | 2:12.686 | 1:28.033 | 54.440 | 91.6 | 33:49.460 |
| 11 | 1 | 3:05.444 | 51.758 | 1:26.765 | 46.921 | 136.0 | 36:54.904 |
| 12 | 1 | 3:04.602 | 49.330 | 1:26.743 | 48.529 | 136.6 | 39:59.506 |
| 13 | 1 | 3:00.530 | 48.653 | 1:25.464 | 46.413 | 139.7 | 43:00.036 |
| 14 | 1 | 3:00.588 | 50.054 | 1:24.915 | 45.619 | 139.6 | 46:00.624 |
| 15 | 1 | 2:58.391 | 47.997 | 1:25.235 | 45.159 | 141.3 | 48:59.015 |
| 16 | 1 | 2:59.868 | 50.699 | 1:22.295 | 46.874 | 140.2 | 51:58.883 |
| 17 | 1 | 2:55.894 | 48.504 | 1:22.501 | 44.889 | 143.3 | 54:54.777 |
| 18 | 1 | 3:00.166 | 49.686 | 1:24.701 | 45.779 | 139.9 | 57:54.943 |
| 19 | 1 | 2:52.030 | 47.297 | 1:20.690 | 44.043 | 146.6 | 1:00:46.973 |
| 20 | 1 | 2:58.526 | 48.773 | 1:23.400 | 46.353 | 141.2 | 1:03:45.499 |

**991** 1.Sander PIELKENROOD — PORSCHE 991 GT3 Cup, RS Cup

| Lap | D | Time | Sector 1 | Sector 2 | Sector 3 | Kph | Elapsed |
|---|---|---|---|---|---|---|---|
| 1 | 1 | 3:26.707 | 1:06.956 | 1:31.862 | 47.889 | 119.9 | 3:26.707 |
| 2 | 1 | 3:08.106 | 53.480 | 1:27.369 | 47.257 | 134.0 | 6:34.813 |
| 3 | 1 | 3:02.367 | 50.646 | 1:25.590 | 46.131 | 138.3 | 9:37.180 |
| 4 | 1 | 3:00.960 | 50.117 | 1:24.861 | 45.982 | 139.3 | 12:38.140 |
| 5 | 1 | 3:27.111 | 53.444 | 1:44.234 | 49.433 | 121.7 | 16:05.251 |
| 6 | 1 | 3:08.578 | 52.435 | 1:27.733 | 48.410 | 133.7 | 19:13.829 |
| 7 | 1 | 3:24.085 B | 54.535 | 1:30.281 | 59.269 | 123.5 | 22:37.914 |
| 8 | 1 | 5:02.302 | 2:15.547 | 1:34.031 | 1:12.724 | 83.4 | 27:40.216 |
| 9 | 1 | 3:54.630 | 1:12.707 | 1:36.967 | 1:04.956 | 107.5 | 31:34.846 |
| 10 | 1 | 3:26.675 | 56.606 | 1:34.690 | 55.379 | 122.0 | 35:01.521 |
| 11 | 1 | 3:18.061 | 58.553 | 1:29.576 | 49.932 | 127.3 | 38:19.582 |
| 12 | 1 | 3:18.552 | 54.980 | 1:31.718 | 51.854 | 127.0 | 41:38.134 |
| 13 | 1 | 3:13.224 | 56.312 | 1:27.678 | 49.234 | 130.5 | 44:51.358 |
| 14 | 1 | 3:11.118 | 53.843 | 1:28.370 | 48.905 | 131.9 | 48:02.476 |
| 15 | 1 | 3:11.885 | 55.187 | 1:27.219 | 49.479 | 131.4 | 51:14.361 |
| 16 | 1 | 3:14.582 | 52.886 | 1:33.137 | 48.559 | 129.6 | 54:28.943 |
| 17 | 1 | 3:07.083 | 54.551 | 1:26.086 | 46.446 | 134.8 | 57:36.026 |
| 18 | 1 | 3:04.226 | 51.188 | 1:26.780 | 46.258 | 136.9 | 1:00:40.252 |
| 19 | 1 | 3:11.625 | 54.140 | 1:26.810 | 50.675 | 131.6 | 1:03:51.877 |

**993** 1.Eric HESP — PORSCHE GT4 Clubsport, GT4 Cup

| Lap | D | Time | Sector 1 | Sector 2 | Sector 3 | Kph | Elapsed |
|---|---|---|---|---|---|---|---|
| 1 | 1 | 3:32.165 | 1:08.854 | 1:34.915 | 48.396 | 116.8 | 3:32.165 |
| 2 | 1 | 3:07.368 | 51.397 | 1:28.601 | 47.370 | 134.6 | 6:39.533 |
| 3 | 1 | 3:05.283 | 51.913 | 1:25.981 | 47.389 | 136.1 | 9:44.816 |
| 4 | 1 | 3:04.213 | 51.214 | 1:26.369 | 46.630 | 136.9 | 12:49.029 |
| 5 | 1 | 3:19.317 | 51.210 | 1:38.754 | 49.353 | 126.5 | 16:08.346 |
| 6 | 1 | 3:10.623 | 53.205 | 1:29.041 | 48.377 | 132.3 | 19:18.969 |
| 7 | 1 | 3:14.730 | 54.782 | 1:29.461 | 50.487 | 129.5 | 22:33.699 |
| 8 | 1 | 3:22.809 B | 53.791 | 1:29.315 | 59.703 | 124.3 | 25:56.508 |
| 9 | 1 | 5:06.294 | 2:25.391 | 1:41.261 | 59.642 | 82.3 | 31:02.802 |
| 10 | 1 | 3:14.406 | 56.192 | 1:29.190 | 49.024 | 129.7 | 34:17.208 |
| 11 | 1 | 3:14.381 | 53.152 | 1:32.796 | 48.433 | 129.7 | 37:31.589 |
| 12 | 1 | 3:05.674 | 51.935 | 1:27.373 | 46.366 | 135.8 | 40:37.263 |



ROADBOOK MOTOR CLASSIC
www.spasixhours.com
contact@roadbook.net

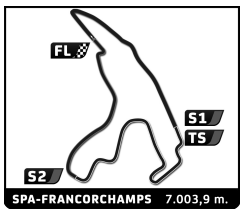


# 4-ACNN SERIES 2

## SUPER SPA

## Race 1

## Sector Analysis

__ Invalidated Lap  Personal Best  Session Best  **B** Crossing the pit lane

| Lap | D | Time | Sector 1 | Sector 2 | Sector 3 | Kph | Elapsed | Lap | D | Time | Sector 1 | Sector 2 | Sector 3 | Kph | Elapsed |
|---|---|---|---|---|---|---|---|---|---|---|---|---|---|---|---|
| 13 | 1 | 3:09.305 | 52.124 | 1:29.129 | 48.052 | 133.2 | 43:46.568 | | | | | | | | |
| 14 | 1 | 3:02.094 | 50.759 | 1:25.442 | 45.893 | 138.5 | 46:48.662 | | | | | | | | |
| 15 | 1 | 3:07.192 | 53.395 | 1:26.864 | 46.933 | 134.7 | 49:55.854 | | | | | | | | |
| 16 | 1 | 3:06.218 | 51.893 | 1:26.991 | 47.334 | 135.4 | 53:02.072 | | | | | | | | |
| 17 | 1 | 3:02.454 | 49.841 | 1:25.053 | 47.560 | 138.2 | 56:04.526 | | | | | | | | |
| 18 | 1 | 3:04.996 | 50.953 | 1:25.926 | 48.117 | 136.3 | 59:09.522 | | | | | | | | |
| 19 | 1 | 3:01.905 | 49.573 | 1:26.756 | 45.576 | 138.6 | 1:02:11.427 | | | | | | | | |
| 20 | 1 | 3:00.814 | 51.150 | 1:25.064 | 44.600 | 139.4 | 1:05:12.241 | | | | | | | | |

**997** 1.Pelle VAN WAES — PORSCHE 997 GT3 Cup, RS Cup

| | | | | | | | |
|---|---|---|---|---|---|---|---|
| 1 | 1 | 3:02.660 | 59.185 | 1:20.379 | 43.096 | 135.6 | 3:02.660 |
| 2 | 1 | 2:50.826 | 47.699 | 1:19.515 | 43.612 | 147.6 | 5:53.486 |
| 3 | 1 | 2:53.164 | 47.283 | 1:21.903 | 43.978 | 145.6 | 8:46.650 |
| 4 | 1 | 2:54.152 | 47.938 | 1:22.134 | 44.080 | 144.8 | 11:40.802 |
| 5 | 1 | 3:21.613 **B** | 49.650 | 1:23.752 | 1:08.211 | 125.1 | 15:02.415 |
| 6 | 1 | 4:22.556 | 2:13.222 | 1:23.372 | 45.962 | 96.0 | 19:24.971 |
| 7 | 1 | 3:06.031 | 50.968 | 1:26.873 | 48.190 | 135.5 | 22:31.002 |
| 8 | 1 | 3:02.789 | 51.650 | 1:24.664 | 46.475 | 137.9 | 25:33.791 |
| 9 | 1 | 4:25.921 | 1:08.435 | 1:51.596 | 1:25.890 | 94.8 | 29:59.712 |
| 10 | 1 | 3:21.658 | 1:04.896 | 1:29.852 | 46.910 | 125.0 | 33:21.370 |
| 11 | 1 | 3:02.179 | 51.148 | 1:25.421 | 45.610 | 138.4 | 36:23.549 |
| 12 | 1 | 3:00.146 | 52.467 | 1:22.483 | 45.196 | 140.0 | 39:23.695 |
| 13 | 1 | 2:57.153 | 51.102 | 1:21.509 | 44.542 | 142.3 | 42:20.848 |
| 14 | 1 | 2:59.766 | 49.326 | 1:24.215 | 46.225 | 140.3 | 45:20.614 |
| 15 | 1 | 3:01.486 | 50.648 | 1:25.024 | 45.814 | 138.9 | 48:22.100 |
| 16 | 1 | 2:52.495 | 47.931 | 1:19.733 | 44.831 | 146.2 | 51:14.595 |
| 17 | 1 | 2:57.275 | 49.705 | 1:22.372 | 45.198 | 142.2 | 54:11.870 |
| 18 | 1 | 2:53.450 | 48.162 | 1:21.876 | 43.412 | 145.4 | 57:05.320 |
| 19 | 1 | 2:52.565 | 47.855 | 1:21.933 | 42.777 | 146.1 | 59:57.885 |
| 20 | 1 | 2:51.167 | 46.981 | 1:21.426 | 42.760 | 147.3 | 1:02:49.052 |



ROADBOOK MOTOR CLASSIC
www.spasixhours.com
contact@roadbook.net