SUPER SPA

4-ACNN SERIES 2

Results Booklet

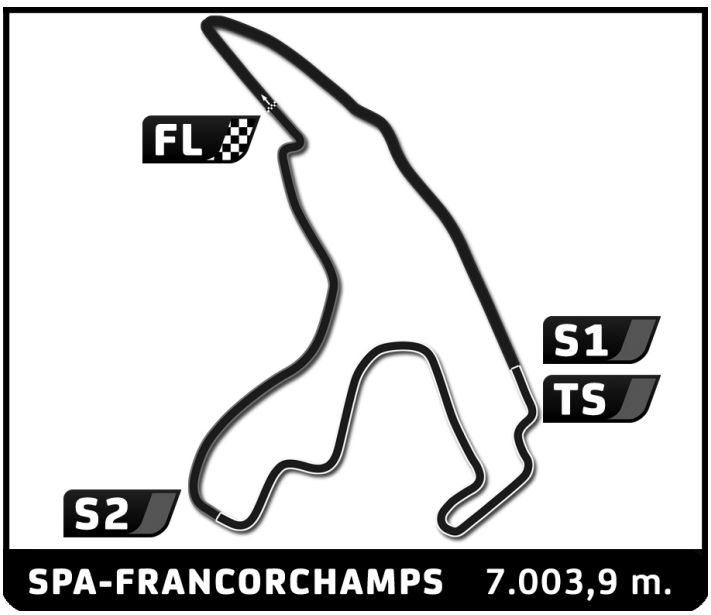

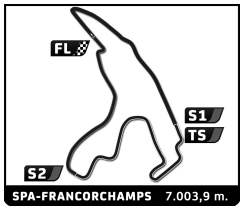

4-ACNN SERIES 2

SUPER SPA

Free Practice

Classification

No	Drivers	Team	Car	Cl.	Time	Lap	Total	Gap		Kph
1	989 H. VAN NOREL		PORSCHE GT4RS	RS Cup	**2:32.882**	9	11	-	-	164.9
2	997 P. VAN WAES		PORSCHE 997 GT3 Cup	RS Cup	**2:33.482**	9	10	+0.600	+0.600	164.3
3	991 S. PIELKENROOD		PORSCHE 991 GT3 Cup	RS Cup	**2:35.571**	11	11	+2.689	+2.089	162.1
4	961 E. VAN WIJNGAARDEN		PORSCHE 991.2	RS Cup	**2:35.650**	10	11	+2.768	+0.079	162.0
5	982 G. VAN GOOSWILLIGEN		Porsche GT4 CS	GT4 Cup	**2:36.724**	10	11	+3.842	+1.074	160.9
6	993 E. HESP		PORSCHE GT4 Clubsport	GT4 Cup	**2:39.635**	10	11	+6.753	+2.911	157.9
7	951 R. KRAANEVELD		PORSCHE GT3	RS Cup	**2:42.255**	7	9	+9.373	+2.620	155.4
8	981 J. ENGELS		PORSCHE Cayman GT4	GT4 Cup	**2:42.889**	8	11	+10.007	+0.634	154.8
9	957 N. STEEHOUWER		PORSCHE Cayman Cup	Cayman Cu	**2:45.233**	9	11	+12.351	+2.344	152.6
10	933 B. VAN INGE		PORSCHE Cayman	Cayman Cu	**2:46.225**	10	10	+13.343	+0.992	151.7
11	987 J. HULSEBOS / J. HAVERMANS		PORSCHE Cayman	Cayman Cu	**2:46.495**	4	10	+13.613	+0.270	151.4
12	17 R. NEALL		PORSCHE 997-2	GT4 Cup	**2:48.671**	10	11	+15.789	+2.176	149.5
13	88 P. SIMPSON		PORSCHE Cayman 987-2	Cayman Cu	**2:49.737**	3	11	+16.855	+1.066	148.5
14	931 H. WESTERBEEK		PORSCHE Cayman S	Cayman Cu	**2:50.015**	10	10	+17.133	+0.278	148.3
15	910 A. PAASSEN		Porsche 911 RSR	RS Cup	**2:50.326**	9	10	+17.444	+0.311	148.0
16	916 M. VAN DONGEN		PORSCHE Cayman S	Cayman Cu	**2:50.601**	8	9	+17.719	+0.275	147.8
17	8 A. DUCE		PORSCHE Boxster S	GT Cup	**2:50.693**	10	10	+17.811	+0.092	147.7
18	55 S. MARSTON		PORSCHE Cayman S	Cayman Cu	**2:54.047**	7	9	+21.165	+3.354	144.9
19	73 N. CAREY / J. CAREY		PORSCHE 968	GT Cup	**2:54.669**	8	9	+21.787	+0.622	144.4
20	22 J. LOVELL / J. BROWN		PORSCHE Boxster S	GT Cup	**2:55.144**	3	10	+22.262	+0.475	144.0
21	26 S. POTTS / P. HAMMOND		PORSCHE 968	GT Cup	**2:55.900**	7	9	+23.018	+0.756	143.3
22	20 J. BRODIE / R. KING		PORSCHE Boxster S	GT Cup	**2:55.933**	9	10	+23.051	+0.033	143.3
23	25 J. MCHUGH		PORSCHE Boxster S	GT Cup	**2:56.022**	5	9	+23.140	+0.089	143.2
24	46 G. GOODWIN / M. GOODWIN		PORSCHE Boxster S	GT Cup	**2:56.239**	9	9	+23.357	+0.217	143.1
25	972 M. VAN DER MEULEN		PORSCHE Cayman	Cayman Cu	**2:57.336**	8	9	+24.454	+1.097	142.2
26	96 C. DYE		PORSCHE Boxster S	GT Cup	**2:57.421**	10	10	+24.539	+0.085	142.1
27	30 C. SAMPSON / E. SAMPSON		PORSCHE 968	GT Cup	**2:57.904**	9	10	+25.022	+0.483	141.7
28	903 J. SCHLÖSSER		PORSCHE Boxster	Boxster Cup	**2:59.920**	10	10	+27.038	+2.016	140.1
29	920 H. WANNET		PORSCHE 944 cup	944 Cup	**3:00.827**	9	10	+27.945	+0.907	139.4
30	91 C. TESTER		PORSCHE Cayman S	Cayman Cu	**3:07.212**	3	4	+34.330	+6.385	134.7
31	66 J. DYE		PORSCHE Boxster S	GT Cup	**3:07.602**	8	10	+34.720	+0.390	134.4
32	3 G. MARTIN / F. GETINO		PORSCHE Boxster S	GT Cup	**3:10.193**	7	9	+37.311	+2.591	132.6
33	78 R. GRAVESTOCK / P. WATERS		PORSCHE 968	GT Cup	**3:12.407**	8	8	+39.525	+2.214	131.0
34	902 J. POUW		PORSCHE 944 Cup	944 Cup	**3:13.677**	9	9	+40.795	+1.270	130.2
35	76 J. NAILARD		PORSCHE Cayman S	Cayman Cu	**3:17.399**	7	9	+44.517	+3.722	127.7
36	71 S. DYE / A. DYE		PORSCHE Boxster S	GT Cup	**3:20.325**	8	9	+47.443	+2.926	125.9
37	36 H. PEART		PORSCHE 924	944 Cup	**3:22.183**	6	9	+49.301	+1.858	124.7
38	926 R. VAN VLIET		PORSCHE GT4	GT4 Cup						

Fastest Lap:	Lap 9	Henk VAN NOREL	**2:32.882**	164.9 Kph

CARS #17, #25, #26, #36, #71, #76, #81, #96, #903, #920, #981, #987 & #993 - SOME LAP TIMES DELETED DUE TO TRACK LIMITS

Published at: .....

Track Status: **DRY**

Race Director:	**Timekeeper:**
Pierre-Louis DELETTRE	Mario ESTÉBANEZ

ROADBOOK MOTOR CLASSIC
www.spasixhours.com
contact@roadbook.net

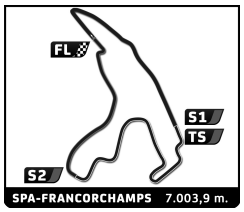

4-ACNN SERIES 2
SUPER SPA
Free Practice

Classification by Class

No	Drivers	Team	Car	Time	Lap	Total	Gap		Kph
GT Cup									
1	8 A. DUCE		PORSCHE Boxster S	2:50.693	10	10			147.7
2	73 N. CAREY / J. CAREY		PORSCHE 968	2:54.669	8	9	+3.976	+3.976	144.4
3	22 J. LOVELL / J. BROWN		PORSCHE Boxster S	2:55.144	3	10	+4.451	+0.475	144.0
4	26 S. POTTS / P. HAMMOND		PORSCHE 968	2:55.900	7	9	+5.207	+0.756	143.3
5	20 J. BRODIE / R. KING		PORSCHE Boxster S	2:55.933	9	10	+5.240	+0.033	143.3
6	25 J. MCHUGH		PORSCHE Boxster S	2:56.022	5	9	+5.329	+0.089	143.2
7	46 G. GOODWIN / M. GOODWIN		PORSCHE Boxster S	2:56.239	9	9	+5.546	+0.217	143.1
8	96 C. DYE		PORSCHE Boxster S	2:57.421	10	10	+6.728	+1.182	142.1
9	30 C. SAMPSON / E. SAMPSON		PORSCHE 968	2:57.904	9	10	+7.211	+0.483	141.7
10	66 J. DYE		PORSCHE Boxster S	3:07.602	8	10	+16.909	+9.698	134.4
11	3 G. MARTIN / F. GETINO		PORSCHE Boxster S	3:10.193	7	9	+19.500	+2.591	132.6
12	78 R. GRAVESTOCK / P. WATERS		PORSCHE 968	3:12.407	8	8	+21.714	+2.214	131.0
13	71 S. DYE / A. DYE		PORSCHE Boxster S	3:20.325	8	9	+29.632	+7.918	125.9
GT4 Cup									
1	982 G. VAN GOOSWILLIGEN		Porsche GT4 CS	2:36.724	10	11			160.9
2	993 E. HESP		PORSCHE GT4 Clubsport	2:39.635	10	11	+2.911	+2.911	157.9
3	981 J. ENGELS		PORSCHE Cayman GT4	2:42.889	8	11	+6.165	+3.254	154.8
4	17 R. NEALL		PORSCHE 997-2	2:48.671	10	11	+11.947	+5.782	149.5
5	926 R. VAN VLIET		PORSCHE GT4						
Cayman Cup									
1	957 N. STEEHOUWER		PORSCHE Cayman Cup	2:45.233	9	11			152.6
2	933 B. VAN INGE		PORSCHE Cayman	2:46.225	10	10	+0.992	+0.992	151.7
3	987 J. HULSEBOS / J. HAVERMANS		PORSCHE Cayman	2:46.495	4	10	+1.262	+0.270	151.4
4	88 P. SIMPSON		PORSCHE Cayman 987-2	2:49.737	3	11	+4.504	+3.242	148.5
5	931 H. WESTERBEEK		PORSCHE Cayman S	2:50.015	10	10	+4.782	+0.278	148.3
6	916 M. VAN DONGEN		PORSCHE Cayman S	2:50.601	8	9	+5.368	+0.586	147.8
7	55 S. MARSTON		PORSCHE Cayman S	2:54.047	7	9	+8.814	+3.446	144.9
8	972 M. VAN DER MEULEN		PORSCHE Cayman	2:57.336	8	9	+12.103	+3.289	142.2
9	91 C. TESTER		PORSCHE Cayman S	3:07.212	3	4	+21.979	+9.876	134.7
10	76 J. NAILARD		PORSCHE Cayman S	3:17.399	7	9	+32.166	+10.187	127.7
944 Cup									
1	920 H. WANNET		PORSCHE 944 cup	3:00.827	9	10			139.4
2	902 J. POUW		PORSCHE 944 Cup	3:13.677	9	9	+12.850	+12.850	130.2
3	36 H. PEART		PORSCHE 924	3:22.183	6	9	+21.356	+8.506	124.7
RS Cup									
1	989 H. VAN NOREL		PORSCHE GT4RS	2:32.882	9	11			164.9
2	997 P. VAN WAES		PORSCHE 997 GT3 Cup	2:33.482	9	10	+0.600	+0.600	164.3
3	991 S. PIELKENROOD		PORSCHE 991 GT3 Cup	2:35.571	11	11	+2.689	+2.089	162.1
4	961 E. VAN WIJNGAARDEN		PORSCHE 991.2	2:35.650	10	11	+2.768	+0.079	162.0
5	951 R. KRAANEVELD		PORSCHE GT3	2:42.255	7	9	+9.373	+6.605	155.4
6	910 A. PAASSEN		Porsche 911 RSR	2:50.326	9	10	+17.444	+8.071	148.0
Boxster Cup									
1	903 J. SCHLÖSSER		PORSCHE Boxster	2:59.920	10	10			140.1

CARS #17, #25, #26, #36, #71, #76, #81, #96, #903, #920, #981, #987 & #993 - SOME LAP TIMES DELETED DUE TO TRACK LIMITS

Published at: .....

Track Status: **DRY**

Race Director:
Pierre-Louis DELETTRE

Timekeeper:
Mario ESTÉBANEZ

ROADBOOK MOTOR CLASSIC
www.spasixhours.com
contact@roadbook.net

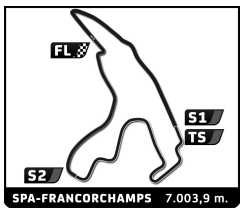

4-ACNN SERIES 2

SUPER SPA

Free Practice

Best Sector Times

	Sector 1		Sector 2		Sector 3						
	No Driver	Time	No Driver	Time	No Driver	Time		No Team	Class	Ideal Lap	Best Lap
1	997 P.VAN WAES	42.235	997 P.VAN WAES	1:10.431	997 P.VAN WAES	38.388	1	997	RS Cup	2:31.054	2:33.482 (2)
2	991 S.PIELKENROOD	43.158	989 H.VAN NOREL	1:11.055	989 H.VAN NOREL	38.442	2	989	RS Cup	2:32.882	2:32.882 (1)
3	989 H.VAN NOREL	43.385	991 S.PIELKENROOD	1:11.715	961 E.VAN WIJNGAARDEN	38.651	3	991	RS Cup	2:34.122	2:35.571 (3)
4	961 E.VAN WIJNGAARDEN	43.422	982 G.VAN GOOSWILLIGEN	1:11.828	991 S.PIELKENROOD	39.249	4	961	RS Cup	2:35.101	2:35.650 (4)
5	982 G.VAN GOOSWILLIGEN	44.662	961 E.VAN WIJNGAARDEN	1:13.028	982 G.VAN GOOSWILLIGEN	40.234	5	982	GT4 Cup	2:36.724	2:36.724 (5)
6	951 R.KRAANEVELD	44.680	993 E.HESP	1:13.368	993 E.HESP	40.594	6	993	GT4 Cup	2:39.635	2:39.635 (6)
7	981 J.ENGELS	45.553	957 N.STEEHOUWER	1:15.377	981 J.ENGELS	41.194	7	951	RS Cup	2:42.048	2:42.255 (7)
8	993 E.HESP	45.673	981 J.ENGELS	1:15.553	951 R.KRAANEVELD	41.564	8	981	GT4 Cup	2:42.300	2:42.889 (8)
9	17 R.NEALL	46.537	987 J.HULSEBOS	1:15.563	933 B.VAN INGE	42.559	9	957	Cayman Cup	2:45.038	2:45.233 (9)
10	933 B.VAN INGE	47.018	951 R.KRAANEVELD	1:15.804	957 N.STEEHOUWER	42.591	10	933	Cayman Cup	2:45.821	2:46.225 (10)
11	957 N.STEEHOUWER	47.070	933 B.VAN INGE	1:16.244	17 R.NEALL	42.861	11	987	Cayman Cup	2:46.098	2:46.495 (11)
12	88 P.SIMPSON	47.593	931 H.WESTERBEEK	1:16.973	987 J.HULSEBOS	42.862	12	17	GT4 Cup	2:46.538	2:48.671 (12)
13	987 J.HULSEBOS	47.673	17 R.NEALL	1:17.140	910 A.PAASSEN	43.370	13	931	Cayman Cup	2:48.614	2:50.015 (14)
14	910 A.PAASSEN	47.740	8 A.DUCE	1:17.427	916 M.VAN DONGEN	43.478	14	88	Cayman Cup	2:49.141	2:49.737 (13)
15	931 H.WESTERBEEK	47.917	916 M.VAN DONGEN	1:17.643	88 P.SIMPSON	43.665	15	910	RS Cup	2:50.326	2:50.326 (15)
16	8 A.DUCE	48.719	88 P.SIMPSON	1:17.883	931 H.WESTERBEEK	43.724	16	8	GT Cup	2:50.425	2:50.693 (17)
17	46 G.GOODWIN	48.841	25 J.MCHUGH	1:18.586	26 S.POTTS	44.234	17	916	Cayman Cup	2:50.601	2:50.601 (16)
18	55 S.MARSTON	49.392	73 N.CAREY	1:19.021	8 A.DUCE	44.279	18	46	GT Cup	2:53.560	2:56.239 (24)
19	916 M.VAN DONGEN	49.480	46 G.GOODWIN	1:19.104	55 S.MARSTON	44.729	19	55	Cayman Cup	2:53.586	2:54.047 (18)
20	25 J.MCHUGH	49.615	910 A.PAASSEN	1:19.216	73 N.CAREY	44.830	20	25	GT Cup	2:53.975	2:56.022 (23)
21	972 M.VAN DER MEULEN	49.707	20 J.BRODIE	1:19.275	20 J.BRODIE	45.280	21	26	GT Cup	2:54.053	2:55.900 (21)
22	22 J.LOVELL	50.108	26 S.POTTS	1:19.292	22 J.LOVELL	45.423	22	73	GT Cup	2:54.215	2:54.669 (19)
23	73 N.CAREY	50.364	22 J.LOVELL	1:19.374	972 M.VAN DER MEULEN	45.577	23	22	GT Cup	2:54.905	2:55.144 (20)
24	26 S.POTTS	50.527	55 S.MARSTON	1:19.465	46 G.GOODWIN	45.615	24	20	GT Cup	2:55.906	2:55.933 (22)
25	96 C.DYE	50.621	96 C.DYE	1:20.021	30 C.SAMPSON	45.701	25	96	GT Cup	2:56.719	2:57.421 (26)
26	30 C.SAMPSON	50.985	30 C.SAMPSON	1:20.658	25 J.MCHUGH	45.774	26	972	Cayman Cup	2:57.288	2:57.336 (25)
27	20 J.BRODIE	51.351	903 J.SCHLÖSSER	1:21.210	96 C.DYE	46.077	27	30	GT Cup	2:57.344	2:57.904 (27)
28	91 C.TESTER	51.681	920 H.WANNET	1:21.215	903 J.SCHLÖSSER	46.344	28	903	Boxster Cup	2:59.888	2:59.920 (28)
29	903 J.SCHLÖSSER	52.334	972 M.VAN DER MEULEN	1:22.004	91 C.TESTER	46.435	29	920	944 Cup	3:00.610	3:00.827 (29)
30	920 H.WANNET	52.739	66 J.DYE	1:25.719	920 H.WANNET	46.656	30	91	Cayman Cup	3:04.648	3:07.212 (30)
31	78 R.GRAVESTOCK	53.436	902 J.POUW	1:26.198	66 J.DYE	48.183	31	66	GT Cup	3:07.405	3:07.602 (31)
32	66 J.DYE	53.503	91 C.TESTER	1:26.532	78 R.GRAVESTOCK	48.794	32	78	GT Cup	3:09.115	3:12.407 (33)
33	76 J.NAILARD	53.743	78 R.GRAVESTOCK	1:26.885	3 G.MARTIN	48.997	33	3	GT Cup	3:10.147	3:10.193 (32)
34	71 S.DYE	54.116	3 G.MARTIN	1:26.997	902 J.POUW	49.504	34	902	944 Cup	3:11.509	3:13.677 (34)
35	3 G.MARTIN	54.153	36 H.PEART	1:28.703	76 J.NAILARD	51.519	35	76	Cayman Cup	3:17.024	3:17.399 (35)
36	902 J.POUW	55.807	76 J.NAILARD	1:31.762	71 S.DYE	52.031	36	71	GT Cup	3:18.852	3:20.325 (36)
37	36 H.PEART	59.826	71 S.DYE	1:32.705	36 H.PEART	52.825	37	36	944 Cup	3:21.354	3:22.183 (37)

ROADBOOK MOTOR CLASSIC
www.spasixhours.com
contact@roadbook.net

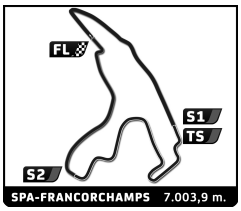

4-ACNN SERIES 2

SUPER SPA

Free Practice

Best Top Speed

Team	Car	Class	Top Speed Driver	Top 1 Kph	Top 1 Lap	Top 2 Kph	Top 2 Lap	Top 3 Kph	Top 3 Lap	Top 4 Kph	Top 4 Lap	Top 5 Kph	Top 5 Lap	Avg
989	PORSCHE GT4RS	RS Cup	H. VAN NOREL	255.9	10	254.7	9	254.7	8	250.0	3	248.8	5	252,8
997	PORSCHE 997 GT3 Cup	RS Cup	P. VAN WAES	255.9	9	252.3	6	250.6	3	250.0	4	244.3	8	250,6
991	PORSCHE 991 GT3 Cup	RS Cup	S. PIELKENROOD	254.7	10	254.1	11	254.1	8	252.3	7	246.0	6	252,2
961	PORSCHE 991.2	RS Cup	E. VAN WUNGAARDEN	243.2	11	241.1	3	240.0	8	239.5	6	238.9	4	240,5
982	Porsche GT4 CS	GT4 Cup	G. VAN GOOSWILLIGEN	238.9	10	238.4	7	237.4	8	220.4	6	213.0	9	229,6
993	PORSCHE GT4 Clubsport	GT4 Cup	E. HESP	235.8	9	235.8	8	234.8	10	233.8	11	232.3	7	234,5
981	PORSCHE Cayman GT4	GT4 Cup	J. ENGELS	234.8	7	233.3	11	231.3	10	227.8	8	221.8	9	229,8
951	PORSCHE GT3	RS Cup	R. KRAANEVELD	232.8	3	227.8	7	217.3	8	206.9	4	204.5	2	217,9
17	PORSCHE 997-2	GT4 Cup	R. NEALL	232.3	10	229.3	7	222.2	11	218.6	9	211.8	6	222,8
910	Porsche 911 RSR	RS Cup	A. PAASSEN	227.4	9	214.3	8	213.9	7	209.3	5	204.5	4	213,9
933	PORSCHE Cayman	Cayman Cup	B. VAN INGE	225.0	9	223.1	3	221.3	5	217.7	6	217.7	2	221,0
66	PORSCHE Boxster S	GT Cup	J. DYE	224.1	4	197.8	10	197.8	8	196.4	7	195.3	6	202,3
88	PORSCHE Cayman 987-2	Cayman Cup	P. SIMPSON	222.7	3	217.3	6	213.4	8	213.0	10	212.2	5	215,7
987	PORSCHE Cayman	Cayman Cup	J. HULSEBOS	222.2	7	221.8	4	219.1	3	218.6	8	218.2	9	220,0
957	PORSCHE Cayman Cup	Cayman Cup	N. STEEHOUWER	221.8	5	219.5	6	211.8	4	210.9	10	210.5	7	214,9
46	PORSCHE Boxster S	GT Cup	G. GOODWIN	220.4	8	216.9	4	216.9	9	213.0	6	205.7	3	214,6
931	PORSCHE Cayman S	Cayman Cup	H. WESTERBEEK	220.0	6	218.2	8	215.6	10	213.4	5	207.7	4	215,0
8	PORSCHE Boxster S	GT Cup	A. DUCE	219.1	8	218.6	10	218.2	7	216.4	5	215.1	6	217,5
916	PORSCHE Cayman S	Cayman Cup	M. VAN DONGEN	216.9	8	215.1	6	213.9	7	213.9	9	212.2	5	214,4
22	PORSCHE Boxster S	GT Cup	J. LOVELL	213.4	8	210.9	9	209.3	10	208.9	7	205.3	6	209,6
55	PORSCHE Cayman S	Cayman Cup	S. MARSTON	212.6	8	210.5	9	206.5	7	205.3	4	204.9	5	208,0
25	PORSCHE Boxster S	GT Cup	J. MCHUGH	210.5	7	208.5	6	206.5	3	205.7	4	205.3	5	207,3
73	PORSCHE 968	GT Cup	N. CAREY	209.3	8	205.7	9	201.1	7	200.7	6	176.8	4	198,7
30	PORSCHE 968	GT Cup	C. SAMPSON	204.2	8	203.8	10	200.4	9	197.8	7	196.4	6	200,5
96	PORSCHE Boxster S	GT Cup	C. DYE	203.8	9	199.6	10	194.2	7	192.9	8	190.8	5	196,3
972	PORSCHE Cayman	Cayman Cup	M. VAN DER MEULEN	203.4	7	197.1	6	197.1	8	195.3	5	190.5	9	196,7
26	PORSCHE 968	GT Cup	S. POTTS	198.9	7	196.4	6	196.4	9	186.2	8	175.9	5	190,8
903	PORSCHE Boxster	Boxster Cup	J. SCHLÖSSER	196.7	9	194.2	7	193.9	10	193.2	5	193.2	4	194,2
20	PORSCHE Boxster S	GT Cup	J. BRODIE	195.7	5	194.9	10	194.9	9	194.6	4	193.9	6	194,8
76	PORSCHE Cayman S	Cayman Cup	J. NAILARD	194.6	8	180.9	6	180.3	7	175.9	5	174.8	9	181,3
78	PORSCHE 968	GT Cup	R. [illegible]	193.2	6	190.8	5	182.7	7	180.3	8	177.0	3	184,8
920	PORSCHE 944 cup	944 Cup	H. WANNET	192.2	8	191.5	9	191.2	6	190.8	7	183.7	2	189,9
71	PORSCHE Boxster S	GT Cup	S. DYE	190.5	8	185.9	9	183.7	4	174.8	5	168.7	3	180,7
3	PORSCHE Boxster S	GT Cup	G. MARTIN	187.8	8	182.4	7	179.7	6	170.6	5	169.3	4	178,0
91	PORSCHE Cayman S	Cayman Cup	C. TESTER	183.1	3	168.0	1	164.4	2	100.4	4			154,0
902	PORSCHE 944 Cup	944 Cup	J. POUW	181.5	8	181.2	9	179.1	5	177.0	3	176.8	4	179,1
36	PORSCHE 924	944 Cup	H. PEART	169.0	5	168.2	4	167.2	6	165.9	8	165.1	7	167,1
926	PORSCHE GT4	GT4 Cup												

ROADBOOK MOTOR CLASSIC
www.spasixhours.com
contact@roadbook.net

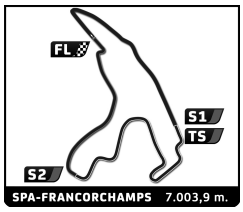

4-ACNN SERIES 2

SUPER SPA

Free Practice

Fastest Lap Sequence

Elapsed	No	Team	Car	Class	Driver	Time	Kph	Lap
5:55.414	22		PORSCHE Boxster S	GT Cup	John LOVELL	**2:56.571**	142.8	2
6:07.183	933		PORSCHE Cayman	Cayman Cup	Bob VAN INGE	**2:53.397**	145.4	2
6:14.875	982		Porsche GT4 CS	GT4 Cup	Gijs VAN GOOSWILLIGEN	**2:46.956**	151.0	2
6:35.725	997		PORSCHE 997 GT3 Cup	RS Cup	Pelle VAN WAES	**2:42.752**	154.9	2
8:59.540	991		PORSCHE 991 GT3 Cup	RS Cup	Sander PIELKENROOD	**2:38.837**	158.7	3
9:03.594	989		PORSCHE GT4RS	RS Cup	Henk VAN NOREL	**2:36.692**	160.9	2
11:48.963	997		PORSCHE 997 GT3 Cup	RS Cup	Pelle VAN WAES	**2:35.756**	161.9	4
14:15.673	989		PORSCHE GT4RS	RS Cup	Henk VAN NOREL	**2:34.123**	163.6	4
27:02.537	997		PORSCHE 997 GT3 Cup	RS Cup	Pelle VAN WAES	**2:33.482**	164.3	9
27:14.222	989		PORSCHE GT4RS	RS Cup	Henk VAN NOREL	**2:32.882**	164.9	9

ROADBOOK MOTOR CLASSIC
www.spasixhours.com
contact@roadbook.net

SUPER SPA

ACNN

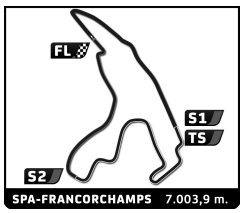

4-ACNN SERIES 2
SUPER SPA
Free Practice

Sector Analysis

__ Invalidated Lap Personal Best Session Best **B** Crossing the pit lane

3
1.Gary MARTIN
2.Fernando GETINO
PORSCHE Boxster S
GT Cup

Lap	D	Time	Sector 1	Sector 2	Sector 3	T.Spd	Elapsed
1	1	4:36.313	1:48.505	1:47.856	59.952	126.2	4:36.313
2	1	3:31.953	59.760	1:36.567	55.626	164.6	8:08.266
3	1	3:21.176	58.147	1:31.775	51.254	163.6	11:29.442
4	1	3:40.169 B	57.101	1:32.340	1:10.728	169.3	15:09.611
5	1	4:29.761	2:05.653	1:31.885	52.223	170.6	19:39.372
6	1	3:12.214	54.862	1:26.997	50.355	179.7	22:51.586
7	1	3:10.193	54.173	1:27.023	48.997	182.4	26:01.779
8	1	3:11.687	54.153	1:27.421	50.113	187.8	29:13.466
9	1	3:59.999 B	1:00.665	1:42.244	1:17.090	145.4	33:13.465

8
1.Andrew DUCE
PORSCHE Boxster S
GT Cup

Lap	D	Time	Sector 1	Sector 2	Sector 3	T.Spd	Elapsed
1	1	3:44.180	1:17.233	1:32.297	54.650	156.1	3:44.180
2	1	3:09.811	56.835	1:24.052	48.924	169.0	6:53.991
3	1	2:56.325	49.860	1:20.752	45.713	196.0	9:50.316
4	1	2:53.846	49.330	1:19.451	45.065	208.9	12:44.162
5	1	2:52.324	48.887	1:18.402	45.035	216.4	15:36.486
6	1	2:54.465	49.895	1:19.762	44.808	215.1	18:30.951
7	1	2:54.034	49.659	1:18.396	45.979	218.2	21:24.985
8	1	2:51.067	48.719	1:17.793	44.555	219.1	24:16.052
9	1	2:54.523	48.938	1:20.985	44.600	206.9	27:10.575
10	1	2:50.693	48.987	1:17.427	44.279	218.6	30:01.268

17
1.Richard NEALL
PORSCHE 997-2
GT4 Cup

Lap	D	Time	Sector 1	Sector 2	Sector 3	T.Spd	Elapsed
1	1	3:57.378	1:34.890	1:32.899	49.589	131.4	3:57.378
2	1	3:10.616	53.933	1:30.893	45.790	198.5	7:07.994
3	1	2:53.950	48.700	1:21.212	44.038	190.5	10:01.944
4	1	2:51.201	47.663	1:19.881	43.657	209.3	12:53.145
5	1	2:49.472	47.643	1:18.407	43.422	199.6	15:42.617
6	1	2:49.217	47.385	1:18.971	42.861	211.8	18:31.834
7	1	2:51.287	46.960	1:19.418	44.909	229.3	21:23.121
8	1	2:49.489	47.229	1:18.887	43.373	202.6	24:12.610
9	1	2:52.933	46.537	1:21.336	45.060	218.6	27:05.543
10	1	2:48.671	47.039	1:17.140	44.492	232.3	29:54.214
11	1	2:52.017	47.103	1:19.508	45.406	222.2	32:46.231

20
1.James BRODIE
2.Rey KING
PORSCHE Boxster S
GT Cup

Lap	D	Time	Sector 1	Sector 2	Sector 3	T.Spd	Elapsed
1	1	4:13.336	1:50.752	1:31.964	50.620	139.9	4:13.336
2	1	3:05.673	52.853	1:22.311	50.509	193.9	7:19.009
3	1	3:04.117	55.629	1:21.624	46.864	189.1	10:23.126
4	1	3:05.105	51.930	1:20.516	52.659	194.6	13:28.231
5	1	2:58.240	51.672	1:20.827	45.741	195.7	16:26.471
6	1	2:56.392	51.791	1:19.275	45.326	193.9	19:22.863
7	1	3:13.792 B	52.285	1:27.211	54.296	186.9	22:36.655
8	1	4:25.967	2:14.589	1:22.514	48.864	173.4	27:02.622
9	1	2:55.933	51.351	1:19.302	45.280	194.9	29:58.555
10	1	3:09.966	54.958	1:20.432	54.576	194.9	33:08.521

22
1.John LOVELL
2.Jason BROWN
PORSCHE Boxster S
GT Cup

Lap	D	Time	Sector 1	Sector 2	Sector 3	T.Spd	Elapsed
1	1	2:58.843	46.451	1:24.929	47.463	149.8	2:58.843
2	1	2:56.571	50.921	1:19.640	46.010	188.5	5:55.414
3	1	2:55.144	50.108	1:19.374	45.662	194.2	8:50.558
4	1	3:06.816 B	50.644	1:21.049	55.123	201.9	11:57.374
5	1	5:26.870	3:11.299	1:27.673	47.898	153.0	17:24.244
6	1	2:58.117	51.554	1:20.102	46.461	205.3	20:22.361
7	1	2:55.154	50.281	1:19.450	45.423	208.9	23:17.515
8	1	2:55.491	50.288	1:19.430	45.773	213.4	26:13.006
9	1	2:56.780	50.643	1:20.042	46.095	210.9	29:09.786
10	1	3:10.219 B	50.431	1:19.475	1:00.313	209.3	32:20.005

25
1.Jamie MCHUGH
PORSCHE Boxster S
GT Cup

Lap	D	Time	Sector 1	Sector 2	Sector 3	T.Spd	Elapsed
1	1	4:48.743	2:29.580	1:28.642	50.521	161.2	4:48.743
2	1	3:02.913	52.901	1:22.887	47.125	197.4	7:51.656
3	1	2:56.254	50.716	1:19.769	45.769	206.5	10:47.910
4	1	2:59.339	51.803	1:19.170	48.366	205.7	13:47.249
5	1	2:56.022	51.029	1:19.219	45.774	205.3	16:43.271
6	1	2:53.476	50.086	1:17.986	45.404	208.5	19:36.747
7	1	3:05.867 B	49.615	1:18.586	57.666	210.5	22:42.614
8	1	4:52.449	2:45.893	1:20.532	46.024	157.7	27:35.063
9	1	3:01.145	51.234	1:23.398	46.513	146.3	30:36.208

26
1.Stephen POTTS
2.Pip HAMMOND
PORSCHE 968
GT Cup

Lap	D	Time	Sector 1	Sector 2	Sector 3	T.Spd	Elapsed
1	1	4:00.283	1:34.399	1:31.838	54.046	131.2	4:00.283
2	1	3:19.550	57.214	1:29.887	52.449	153.0	7:19.833
3	1	3:06.356	55.300	1:22.704	48.352	164.6	10:26.189
4	1	3:38.362 B	53.846	1:25.423	1:19.093	167.7	14:04.551
5	1	4:18.111	2:11.106	1:21.173	45.832	175.9	18:22.662
6	1	2:56.090	50.527	1:20.141	45.422	196.4	21:18.752
7	1	2:55.900	50.817	1:20.849	44.234	198.9	24:14.652
8	1	2:58.973	50.956	1:21.834	46.183	186.2	27:13.625
9	1	3:01.115	50.946	1:19.292	50.877	196.4	30:14.740

30
1.Clayton SAMPSON
2.Edward SAMPSON
PORSCHE 968
GT Cup

Lap	D	Time	Sector 1	Sector 2	Sector 3	T.Spd	Elapsed
1	1	3:46.253	1:15.878	1:36.199	54.176	155.6	3:46.253
2	1	3:16.919	56.556	1:29.486	50.877	162.9	7:03.172
3	1	3:12.644	53.215	1:29.195	50.234	171.2	10:15.816
4	1	3:07.855	52.706	1:26.846	48.303	194.6	13:23.671
5	1	3:21.914 B	54.628	1:27.890	59.396	183.4	16:45.585
6	1	4:09.536	1:59.413	1:23.293	46.830	196.4	20:55.121
7	1	3:01.488	52.526	1:22.126	46.836	197.8	23:56.609
8	1	2:59.177	51.281	1:22.195	45.701	204.2	26:55.786
9	1	2:57.904	50.985	1:20.658	46.261	200.4	29:53.690
10	1	3:06.265	52.653	1:21.608	52.004	203.8	32:59.955

ROADBOOK MOTOR CLASSIC
www.spasixhours.com
contact@roadbook.net

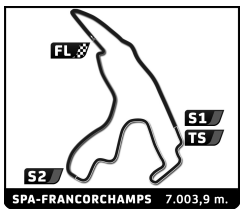

4-ACNN SERIES 2
SUPER SPA
Free Practice
Sector Analysis

__ Invalidated Lap Personal Best Session Best **B** Crossing the pit lane

36 — 1.Hugh PEART — PORSCHE 924, 944 Cup

Lap	D	Time	Sector 1	Sector 2	Sector 3	T.Spd	Elapsed
1	1	4:54.247	2:05.927	1:45.928	1:02.392	134.3	4:54.247
2	1	3:32.113	1:02.999	1:34.432	54.682	154.5	8:26.360
3	1	3:27.715	1:00.443	1:31.295	55.977	163.6	11:54.075
4	1	3:25.187	59.656	1:30.552	54.979	168.2	15:19.262
5	1	3:23.752	59.987	1:30.940	52.825	169.0	18:43.014
6	1	3:22.183	1:00.156	1:28.703	53.324	167.2	22:05.197
7	1	3:22.394	1:00.200	1:29.007	53.187	165.1	25:27.591
8	1	3:23.657	59.826	1:30.109	53.722	165.9	28:51.248
9	1	4:16.340	1:02.640	1:50.709	1:22.991	128.3	33:07.588

46 — 1.Garry GOODWIN, 2.Michael GOODWIN — PORSCHE Boxster S, GT Cup

Lap	D	Time	Sector 1	Sector 2	Sector 3	T.Spd	Elapsed
1	1	3:56.056	1:23.830	1:31.599	1:00.627	161.0	3:56.056
2	1	3:17.475	52.792	1:32.914	51.769	198.2	7:13.531
3	1	3:00.552	50.405	1:22.312	47.835	205.7	10:14.083
4	1	2:57.056	50.133	1:20.585	46.338	216.9	13:11.139
5	1	2:57.009	50.034	1:20.791	46.184	201.9	16:08.148
6	1	3:08.805 B	49.531	1:19.104	1:00.170	213.0	19:16.953
7	1	4:29.363	2:12.485	1:23.103	53.775	193.9	23:46.316
8	1	3:04.931	48.926	1:29.524	46.481	220.4	26:51.247
9	1	2:56.239	49.372	1:21.252	45.615	216.9	29:47.486

55 — 1.Stuart MARSTON — PORSCHE Cayman S, Cayman Cup

Lap	D	Time	Sector 1	Sector 2	Sector 3	T.Spd	Elapsed
1	1	3:42.452	1:14.071	1:34.889	53.492	141.4	3:42.452
2	1	6:10.909	57.757	1:27.186	3:45.966	181.2	9:53.361
3	1	2:54.676	49.503	1:20.105	45.068	201.5	12:48.037
4	1	3:13.458 B	49.926	1:22.413	1:01.119	205.3	16:01.495
5	1	4:18.636	2:05.350	1:23.048	50.238	204.9	20:20.131
6	1	2:55.651	50.617	1:19.900	45.134	204.2	23:15.782
7	1	2:54.047	49.392	1:19.926	44.729	206.5	26:09.829
8	1	2:58.052	49.808	1:22.764	45.480	212.6	29:07.881
9	1	3:08.376 B	49.578	1:19.465	59.333	210.5	32:16.257

66 — 1.Julian DYE — PORSCHE Boxster S, GT Cup

Lap	D	Time	Sector 1	Sector 2	Sector 3	T.Spd	Elapsed
1	1	4:22.239	1:49.285	1:41.074	51.880	129.0	4:22.239
2	1	3:11.439	55.311	1:27.945	48.183		7:33.678
3	1	3:13.143	54.934	1:28.789	49.420	194.6	10:46.821
4	1	3:12.755	55.936	1:27.967	48.852	224.1	13:59.576
5	1	3:10.641	53.832				17:10.217
6	1	3:12.008	53.607	1:28.772	49.629	195.3	20:22.225
7	1	3:10.793	53.634	1:27.758	49.401	196.4	23:33.018
8	1	3:07.602	53.503	1:25.719	48.380	197.8	26:40.620
9	1	3:12.523	54.091	1:28.616	49.816	189.1	29:53.143
10	1	3:14.751	55.626	1:27.694	51.431	197.8	33:07.894

71 — 1.Simon DYE, 2.Andrew DYE — PORSCHE Boxster S, GT Cup

Lap	D	Time	Sector 1	Sector 2	Sector 3	T.Spd	Elapsed
1	1	3:54.563	1:12.964	1:41.279	1:00.320	141.5	3:54.563
2	1	3:28.581	58.151	1:38.178	52.252	162.4	7:23.144
3	1	3:21.361	54.506	1:34.283	52.572	168.7	10:44.505
4	1	3:18.984	55.787	1:31.836	51.361	183.7	14:03.489
5	1	3:36.403 B	54.116	1:33.146	1:09.141	174.8	17:39.892
6	1	5:07.801	2:33.791	1:38.208	55.802	157.4	22:47.693
7	1	3:28.707	58.836	1:36.242	53.629	167.4	26:16.400
8	1	3:20.325	55.589	1:32.705	52.031	190.5	29:36.725
9	1	3:28.622	55.567	1:33.663	59.392	185.9	33:05.347

73 — 1.Nick CAREY, 2.James CAREY — PORSCHE 968, GT Cup

Lap	D	Time	Sector 1	Sector 2	Sector 3	T.Spd	Elapsed
1	1	3:59.153	1:28.506	1:36.930	53.717	155.8	3:59.153
2	1	3:19.439	55.820	1:31.417	52.202	161.7	7:18.592
3	1	3:12.654	57.297	1:26.614	48.743	167.7	10:31.246
4	1	3:19.883 B	54.153	1:25.953	59.777	176.8	13:51.129
5	1	4:53.011	2:37.984	1:28.337	46.690	165.9	18:44.140
6	1	2:59.831	52.546	1:20.915	46.370	200.7	21:43.971
7	1	3:07.789	52.805	1:25.619	49.365	201.1	24:51.760
8	1	2:54.669	50.818	1:19.021	44.830	209.3	27:46.429
9	1	2:55.403	50.364	1:20.012	45.027	205.7	30:41.832

76 — 1.Jamy NAILARD — PORSCHE Cayman S, Cayman Cup

Lap	D	Time	Sector 1	Sector 2	Sector 3	T.Spd	Elapsed
1	1	3:39.644	55.499	1:44.041	1:00.104	130.1	3:39.644
2	1	3:37.243	1:04.264	1:39.240	53.739	164.4	7:16.887
3	1	3:29.045	59.779	1:34.848	54.418	159.8	10:45.932
4	1	3:23.620	57.601	1:33.815	52.204	168.2	14:09.552
5	1	3:23.642	56.577	1:34.514	52.551	175.9	17:33.194
6	1	3:19.739	55.296	1:32.460	51.983	180.9	20:52.933
7	1	3:17.399	54.118	1:31.762	51.519	180.3	24:10.332
8	1	3:20.067	53.743	1:34.194	52.130	194.6	27:30.399
9	1	3:36.303 B	54.496	1:33.471	1:08.336	174.8	31:06.702

78 — 1.Richard GRAVESTOCK, 2.Philip WATERS — PORSCHE 968, GT Cup

Lap	D	Time	Sector 1	Sector 2	Sector 3	T.Spd	Elapsed
1	1	4:52.422	1:57.326	1:52.512	1:02.584	139.9	4:52.422
2	1	3:30.665	58.820	1:37.325	54.520	172.8	8:23.087
3	1	3:18.078	54.302	1:31.792	51.984	177.0	11:41.165
4	1	3:26.570	57.102	1:34.360	55.108	164.1	15:07.735
5	1	3:13.726	54.994	1:29.938	48.794	190.8	18:21.461
6	1	3:25.219 B	53.436	1:30.130	1:01.653	193.2	21:46.680
7	1	5:23.596	3:06.551	1:26.885	50.160	182.7	27:10.276
8	1	3:12.407	54.115	1:28.237	50.055	180.3	30:22.683

88 — 1.Paul SIMPSON — PORSCHE Cayman 987-2, Cayman Cup

Lap	D	Time	Sector 1	Sector 2	Sector 3	T.Spd	Elapsed
1	1	3:38.749	1:20.992	1:24.268	53.489	186.5	3:38.749
2	1	2:54.127	50.168	1:19.972	43.987	202.2	6:32.876
3	1	2:49.737	47.856	1:17.899	43.982	222.7	9:22.613
4	1	2:50.296	48.338	1:18.293	43.665	210.9	12:12.909
5	1	2:52.787	48.845	1:18.093	45.849	212.2	15:05.696
6	1	2:50.312	47.593	1:17.883	44.836	217.3	17:56.008

ROADBOOK MOTOR CLASSIC
www.spasixhours.com
contact@roadbook.net

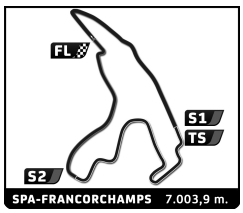

4-ACNN SERIES 2
SUPER SPA
Free Practice

Sector Analysis

__ Invalidated Lap Personal Best Session Best **B** Crossing the pit lane

91 — 1.Colin TESTER — PORSCHE Cayman S, Cayman Cup

Lap	D	Time	Sector 1	Sector 2	Sector 3	T.Spd	Elapsed
7	1	2:55.064	49.626	1:20.201	45.237	201.5	20:51.072
8	1	2:53.800	49.518	1:18.985	45.297	213.4	23:44.872
9	1	2:52.558	49.142	1:19.062	44.354	210.5	26:37.430
10	1	2:56.303	48.289	1:18.566	49.448	213.0	29:33.733
11	1	3:52.339 B	1:04.517	1:40.607	1:07.215	158.1	33:26.072

96 — 1.Charlie DYE — PORSCHE Boxster S, GT Cup

Lap	D	Time	Sector 1	Sector 2	Sector 3	T.Spd	Elapsed
1	1	3:43.756	1:13.528	1:32.422	57.806	168.0	3:43.756
2	1	3:14.827	58.304	1:26.532	49.991	164.4	6:58.583
3	1	3:07.212	51.681	1:29.096	46.435	183.1	10:05.795
4	1	3:51.550 B	1:09.104	1:28.607	1:13.839	100.4	13:57.345

902 — 1.Jeffrey POUW — PORSCHE 944 Cup, 944 Cup

Lap	D	Time	Sector 1	Sector 2	Sector 3	T.Spd	Elapsed
1	1	3:35.892	1:09.434	1:32.942	53.516	172.0	3:35.892
2	1	3:18.320	54.593	1:27.368	56.359	158.8	6:54.212
3	1	3:10.129	54.669	1:28.335	47.125	158.4	10:04.341
4	1	3:03.158	52.504	1:23.645	47.009	168.5	13:07.499
5	1	3:02.304	53.079	1:22.686	46.539	190.8	16:09.803
6	1	2:59.358	51.249	1:21.485	46.624	180.3	19:09.161
7	1	3:02.050	51.358	1:22.880	47.812	194.2	22:11.211
8	1	3:02.506	52.519	1:22.662	47.325	192.9	25:13.717
9	1	2:58.654	50.825	1:21.752	46.077	203.8	28:12.371
10	1	2:57.421	50.621	1:20.021	46.779	199.6	31:09.792

903 — 1.Jürgen SCHLÖSSER — PORSCHE Boxster, Boxster Cup

Lap	D	Time	Sector 1	Sector 2	Sector 3	T.Spd	Elapsed
1	1	3:32.033	59.694	1:40.350	51.989	138.5	3:32.033
2	1	3:18.642	55.550	1:32.056	51.036	177.3	6:50.675
3	1	3:04.442	54.100	1:23.607	46.735	188.8	9:55.117
4	1	3:02.080	53.415	1:21.878	46.787	193.2	12:57.197
5	1	3:01.767	53.119	1:22.304	46.344	193.2	15:58.964
6	1	3:02.521	53.259	1:22.260	47.002	191.2	19:01.485
7	1	3:01.965	53.379	1:22.147	46.439	194.2	22:03.450
8	1	3:02.851	53.599	1:22.460	46.792	188.8	25:06.301
9	1	3:02.603	52.866	1:22.907	46.830	196.7	28:08.904
10	1	2:59.920	52.334	1:21.210	46.376	193.9	31:08.824

910 — 1.Andreas PAASSEN — Porsche 911 RSR, RS Cup

Lap	D	Time	Sector 1	Sector 2	Sector 3	T.Spd	Elapsed
1	1	4:01.608	1:39.194	1:31.799	50.615	118.8	4:01.608
2	1	3:08.992	52.052	1:29.378	47.562	158.4	7:10.600
3	1	3:02.529	49.731	1:25.702	47.096	167.2	10:13.129
4	1	2:56.209	48.920	1:22.144	45.145	204.5	13:09.338
5	1	2:56.167	50.227	1:21.228	44.712	209.3	16:05.505
6	1	2:53.514	48.146	1:21.487	43.881	192.2	18:59.019
7	1	2:52.758	48.315	1:21.026	43.417	213.9	21:51.777
8	1	2:55.398	50.193	1:21.171	44.034	214.3	24:47.175
9	1	2:50.326	47.740	1:19.216	43.370	227.4	27:37.501
10	1	2:52.482	48.571	1:20.047	43.864	184.3	30:29.983

916 — 1.Marvin VAN DONGEN — PORSCHE Cayman S, Cayman Cup

Lap	D	Time	Sector 1	Sector 2	Sector 3	T.Spd	Elapsed
1	1	4:54.136 B	2:21.160	1:32.331	1:00.645	147.1	4:54.136
2	1	4:04.351	1:48.468	1:25.536	50.347	179.4	8:58.487
3	1	3:10.713 B	51.891	1:23.422	55.400	180.3	12:09.200
4	1	4:09.197	2:04.197	1:20.099	44.901	208.9	16:18.397
5	1	2:56.040	50.951	1:20.435	44.654	212.2	19:14.437
6	1	2:52.407	49.713	1:18.575	44.119	215.1	22:06.844
7	1	2:51.835	49.683	1:18.387	43.765	213.9	24:58.679
8	1	2:50.601	49.480	1:17.643	43.478	216.9	27:49.280
9	1	3:07.919 B	49.592	1:20.726	57.601	213.9	30:57.199

920 — 1.Han WANNET — PORSCHE 944 cup, 944 Cup

Lap	D	Time	Sector 1	Sector 2	Sector 3	T.Spd	Elapsed
1	1	3:39.032	1:00.363	1:40.897	57.772	136.5	3:39.032
2	1	3:15.203	56.866	1:25.802	52.535	183.7	6:54.235
3	1	3:08.115	55.408	1:24.712	47.995	160.7	10:02.350
4	1	3:04.605	54.100	1:23.210	47.295	175.9	13:06.955
5	1	3:08.137	56.845	1:22.792	48.500	181.2	16:15.092
6	1	3:02.259	53.085	1:22.518	46.656	191.2	19:17.351
7	1	3:01.513	53.283	1:21.215	47.015	190.8	22:18.864
8	1	3:05.470	54.830	1:21.710	48.930	192.2	25:24.334
9	1	3:00.827	52.739	1:21.342	46.746	191.5	28:25.161
10	1	3:05.147	55.565	1:22.297	47.285	181.2	31:30.308

931 — 1.Hans WESTERBEEK — PORSCHE Cayman S, Cayman Cup

Lap	D	Time	Sector 1	Sector 2	Sector 3	T.Spd	Elapsed
1	1	4:09.750	1:49.852	1:31.264	48.634	137.9	4:09.750
2	1	3:02.191	50.630	1:23.414	48.147	198.9	7:11.941
3	1	2:54.508	48.585	1:20.952	44.971	194.9	10:06.449
4	1	3:03.608 B	49.527	1:18.479	55.602	207.7	13:10.057
5	1	3:22.341	1:20.226	1:18.128	43.987	213.4	16:32.398
6	1	2:50.888	47.917	1:18.833	44.138	220.0	19:23.286
7	1	2:56.832	52.255	1:20.609	43.968	184.0	22:20.118
8	1	2:51.249	48.948	1:18.355	43.946	218.2	25:11.367
9	1	2:52.918	48.083	1:20.755	44.080	204.2	28:04.285
10	1	2:50.015	49.318	1:16.973	43.724	215.6	30:54.300

ROADBOOK MOTOR CLASSIC
www.spasixhours.com
contact@roadbook.net

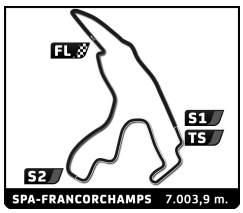

4-ACNN SERIES 2
SUPER SPA
Free Practice

Sector Analysis

__ Invalidated Lap Personal Best Session Best **B** Crossing the pit lane

933 — 1.Bob VAN INGE — PORSCHE Cayman, Cayman Cup

Lap	D	Time	Sector 1	Sector 2	Sector 3	T.Spd	Elapsed
1	1	3:13.786	57.261	1:29.749	46.776	151.9	3:13.786
2	1	2:53.397	49.550	1:19.972	43.875	217.7	6:07.183
3	1	2:47.524	48.141	1:16.258	43.125	223.1	8:54.707
4	1	2:59.539 B	47.233	1:16.810	55.496	197.8	11:54.246
5	1	4:18.493	2:18.281	1:16.244	43.968	221.3	16:12.739
6	1	2:48.523	47.440	1:17.221	43.862	217.7	19:01.262
7	1	2:48.787	47.018	1:18.535	43.234	216.0	21:50.049
8	1	2:50.515	49.445	1:17.318	43.752	216.0	24:40.564
9	1	2:47.025	47.461	1:16.355	43.209	225.0	27:27.589
10	1	2:46.225	47.027	1:16.639	42.559	216.9	30:13.814

951 — 1.Robert KRAANEVELD — PORSCHE GT3, RS Cup

Lap	D	Time	Sector 1	Sector 2	Sector 3	T.Spd	Elapsed
1	1	3:34.360	1:03.032	1:39.260	52.068	138.8	3:34.360
2	1	2:50.794	48.672	1:20.065	42.057	204.5	6:25.154
3	1	3:01.331 B	44.981	1:18.495	57.855	232.8	9:26.485
4	1	9:30.622	7:28.690	1:19.350	42.582	206.9	18:57.107
5	1	2:45.854	45.536	1:17.700	42.618	204.2	21:42.961
6	1	2:45.518	46.126	1:17.568	41.824	193.9	24:28.479
7	1	2:42.255	44.887	1:15.804	41.564	227.8	27:10.734
8	1	2:42.790	44.680	1:16.350	41.760	217.3	29:53.524
9	1	2:55.796	54.541	1:17.491	43.764	195.3	32:49.320

957 — 1.Niekjan STEEHOUWER — PORSCHE Cayman Cup, Cayman Cup

Lap	D	Time	Sector 1	Sector 2	Sector 3	T.Spd	Elapsed
1	1	3:41.735	1:09.705	1:33.889	58.141	126.5	3:41.735
2	1	2:57.077	52.228	1:20.749	44.100	191.5	6:38.812
3	1	2:50.228	49.442	1:17.319	43.467	204.2	9:29.040
4	1	2:48.027	48.222	1:16.235	43.570	211.8	12:17.067
5	1	2:47.743	47.677	1:16.239	43.827	221.8	15:04.810
6	1	2:46.536	47.755	1:15.950	42.831	219.5	17:51.346
7	1	2:45.579	47.299	1:15.638	42.642	210.5	20:36.925
8	1	3:04.628	51.595	1:23.185	49.848	189.1	23:41.553
9	1	2:45.233	47.265	1:15.377	42.591	209.7	26:26.786
10	1	2:46.643	47.070	1:15.761	43.812	210.9	29:13.429
11	1	3:14.129	52.059	1:31.044	51.026	165.1	32:27.558

961 — 1.Edwin VAN WIJNGAARDE — PORSCHE 991.2, RS Cup

Lap	D	Time	Sector 1	Sector 2	Sector 3	T.Spd	Elapsed
1	1	4:00.049	1:47.604	1:25.805	46.640	164.4	4:00.049
2	1	2:49.730	47.141	1:19.474	43.115	205.3	6:49.779
3	1	2:39.185	44.885	1:14.516	39.784	241.1	9:28.964
4	1	2:38.840	43.524	1:15.691	39.625	238.9	12:07.804
5	1	2:41.010	43.693	1:15.550	41.767	224.5	14:48.814
6	1	2:37.504	43.511	1:14.236	39.757	239.5	17:26.318
7	1	2:39.341	43.968	1:15.867	39.506	228.8	20:05.659
8	1	2:49.868 B	44.061	1:13.028	52.779	240.0	22:55.527
9	1	4:06.684	2:09.398	1:16.446	40.840	216.9	27:02.211
10	1	2:35.650	43.422	1:13.285	38.943	236.8	29:37.861
11	1	2:36.187	43.777	1:13.759	38.651	243.2	32:14.048

972 — 1.Marc VAN DER MEULEN — PORSCHE Cayman, Cayman Cup

Lap	D	Time	Sector 1	Sector 2	Sector 3	T.Spd	Elapsed
1	1	5:11.503 B	2:36.633	1:34.929	59.941	148.8	5:11.503
2	1	4:02.239	1:48.295	1:26.333	47.611	163.9	9:13.742
3	1	3:03.479	51.632	1:25.084	46.763	181.8	12:17.221
4	1	3:00.846	50.558	1:22.833	47.455	190.1	15:18.067
5	1	2:58.673	50.072	1:22.495	46.106	195.3	18:16.740
6	1	3:05.066 B	49.707	1:22.004	53.355	197.1	21:21.806
7	1	3:45.242	1:35.686	1:23.170	46.386	203.4	25:07.048
8	1	2:57.336	49.707	1:22.052	45.577	197.1	28:04.384
9	1	2:59.290	50.423	1:22.714	46.153	190.5	31:03.674

981 — 1.Jack ENGELS — PORSCHE Cayman GT4, GT4 Cup

Lap	D	Time	Sector 1	Sector 2	Sector 3	T.Spd	Elapsed
1	1	3:39.332	1:11.575	1:32.869	54.888	156.5	3:39.332
2	1	2:57.877	50.832	1:21.818	45.227	165.6	6:37.209
3	1	2:50.045	48.357	1:19.109	42.579	173.1	9:27.254
4	1	2:46.376	47.563	1:16.830	41.983	209.3	12:13.630
5	1	2:57.678 B	46.735	1:16.031	54.912	220.4	15:11.308
6	1	3:26.487	1:28.600	1:16.209	41.678	220.9	18:37.795
7	1	2:44.868	46.425	1:15.788	42.655	234.8	21:22.663
8	1	2:42.889	45.553	1:15.553	41.783	227.8	24:05.552
9	1	2:47.127	45.912	1:19.054	42.161	221.8	26:52.679
10	1	2:43.878	47.125	1:15.559	41.194	231.3	29:36.557
11	1	2:44.278	46.892	1:15.720	41.666	233.3	32:20.835

982 — 1.Gijs VAN GOOSWILLIGEN — Porsche GT4 CS, GT4 Cup

Lap	D	Time	Sector 1	Sector 2	Sector 3	T.Spd	Elapsed
1	1	3:27.919	1:07.354	1:33.110	47.455	167.4	3:27.919
2	1	2:46.956	47.982	1:16.891	42.083	209.7	6:14.875
3	1	2:43.070	45.990	1:15.179	41.901	206.1	8:57.945
4	1	2:44.558	45.548	1:16.251	42.759	191.2	11:42.503
5	1	2:40.256	45.491	1:14.013	40.752	200.4	14:22.759
6	1	2:40.173	45.443	1:13.910	40.820	220.4	17:02.932
7	1	2:37.568	45.118	1:11.958	40.492	238.4	19:40.500
8	1	2:40.625	44.907	1:14.797	40.921	237.4	22:21.125
9	1	2:41.659	45.921	1:14.010	41.728	213.0	25:02.784
10	1	2:36.724	44.662	1:11.828	40.234	238.9	27:39.508
11	1	2:55.813 B	47.034	1:15.510	53.269	181.5	30:35.321

987 — 1.Jean-Paul HULSEBOS, 2.Joris HAVERMANS — PORSCHE Cayman, Cayman Cup

Lap	D	Time	Sector 1	Sector 2	Sector 3	T.Spd	Elapsed
1	1	4:25.935	1:59.051	1:37.595	49.289	127.5	4:25.935
2	1	2:52.746	49.993	1:17.961	44.792	213.0	7:18.681
3	1	2:49.037	48.594	1:17.143	43.300	219.1	10:07.718
4	1	2:46.495	47.963	1:15.670	42.862	221.8	12:54.213
5	1	2:56.255	49.543	1:21.975	44.737	159.5	15:50.468
6	1	2:47.090	48.112	1:15.563	43.415	217.3	18:37.558
7	1	2:54.073 B	48.127	1:15.684	50.262	222.2	21:31.631
8	1	3:49.286	1:45.886	1:19.731	43.669	218.6	25:20.917
9	1	2:47.223	47.727	1:16.469	43.027	218.2	28:08.140
10	1	2:47.021	47.673	1:16.150	43.198	213.4	30:55.161

ROADBOOK MOTOR CLASSIC
www.spasixhours.com
contact@roadbook.net

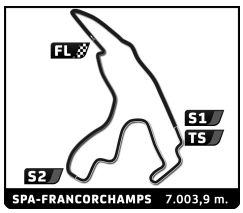

4-ACNN SERIES 2
SUPER SPA
Free Practice

Sector Analysis

__ Invalidated Lap Personal Best Session Best **B** Crossing the pit lane

989 — 1.Henk VAN NOREL — PORSCHE GT4RS, RS Cup

Lap	D	Time	Sector 1	Sector 2	Sector 3	T.Spd	Elapsed
1	1	6:26.902	1:32.287	1:21.669	3:32.946	191.2	6:26.902
2	1	2:36.692	43.608	1:14.048	39.036	230.8	9:03.594
3	1	2:37.956	44.259	1:13.275	40.422	250.0	11:41.550
4	1	2:34.123	43.489	1:11.833	38.801	247.1	14:15.673
5	1	2:38.400	46.725	1:12.374	39.301	248.8	16:54.073
6	1	2:34.833	44.220	1:11.459	39.154	246.6	19:28.906
7	1	2:34.920	43.500	1:11.261	40.159	242.2	22:03.826
8	1	2:37.514	43.804	1:13.652	40.058	254.7	24:41.340
9	1	2:32.882	43.385	1:11.055	38.442	254.7	27:14.222
10	1	2:36.346	43.888	1:11.993	40.465	255.9	29:50.568
11	1	2:38.193	44.227	1:13.034	40.932	238.4	32:28.761

991 — 1.Sander PIELKENROOD — PORSCHE 991 GT3 Cup, RS Cup

Lap	D	Time	Sector 1	Sector 2	Sector 3	T.Spd	Elapsed
1	1	3:33.285	1:01.272	1:40.585	51.428	149.4	3:33.285
2	1	2:47.418	47.693	1:18.152	41.573	209.7	6:20.703
3	1	2:38.837	43.759	1:14.867	40.211	240.0	8:59.540
4	1	2:39.738	43.801	1:14.759	41.178	226.4	11:39.278
5	1	2:38.403	44.782	1:14.216	39.405	241.1	14:17.681
6	1	2:41.525	45.431	1:14.245	41.849	246.0	16:59.206
7	1	2:37.165	43.269	1:11.901	41.995	252.3	19:36.371
8	1	2:36.408	43.158	1:13.544	39.706	254.1	22:12.779
9	1	2:35.944	43.865	1:11.715	40.364	242.7	24:48.723
10	1	2:37.063	43.224	1:12.886	40.953	254.7	27:25.786
11	1	2:35.571	43.292	1:13.030	39.249	254.1	30:01.357

993 — 1.Eric HESP — PORSCHE GT4 Clubsport, GT4 Cup

Lap	D	Time	Sector 1	Sector 2	Sector 3	T.Spd	Elapsed
1	1	3:52.783	1:26.751	1:33.135	52.897	136.9	3:52.783
2	1	2:59.974	49.599	1:23.301	47.074	196.4	6:52.757
3	1	2:48.497	48.454	1:17.452	42.591	204.2	9:41.254
4	1	2:44.245	46.785	1:15.542	41.918	227.8	12:25.499
5	1	2:44.786	46.373	1:16.436	41.977	230.3	15:10.285
6	1	2:44.451	47.301	1:15.497	41.653	227.8	17:54.736
7	1	2:42.691	46.705	1:14.146	41.840	232.3	20:37.427
8	1	2:41.630	45.974	1:14.775	40.881	235.8	23:19.057
9	1	2:41.380	45.803	1:14.585	40.992	235.8	26:00.437
10	1	2:39.635	45.673	1:13.368	40.594	234.8	28:40.072
11	1	2:45.864	46.209	1:14.769	44.886	233.8	31:25.936

997 — 1.Pelle VAN WAES — PORSCHE 997 GT3 Cup, RS Cup

Lap	D	Time	Sector 1	Sector 2	Sector 3	T.Spd	Elapsed
1	1	3:52.973	1:44.366	1:22.261	46.346	180.3	3:52.973
2	1	2:42.752	46.987	1:15.458	40.307	229.8	6:35.725
3	1	2:37.482	43.672	1:12.070	41.740	250.6	9:13.207
4	1	2:35.756	42.668	1:13.504	39.584	250.0	11:48.963
5	1	2:34.546	44.650	1:11.508	38.388	233.8	14:23.509
6	1	2:55.175 B	42.512	1:10.527	1:02.136	252.3	17:18.684
7	1	4:36.200	2:44.019	1:13.035	39.146	230.8	21:54.884
8	1	2:34.171	44.267	1:10.431	39.473	244.3	24:29.055
9	1	2:33.482	42.235	1:10.759	40.488	255.9	27:02.537
10	1	2:51.624 B	43.932	1:16.548	51.144	216.4	29:54.161

ROADBOOK MOTOR CLASSIC
www.spasixhours.com
contact@roadbook.net

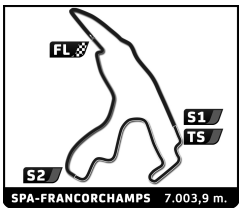

4-ACNN SERIES 2

SUPER SPA

Free Practice

Race Director Report

Hour	Flag	Message
10:43:00	GF	PIT LANE OPENED
10:44:37		BEST LAP TIME CAR 651 DELETED - CROSSING THE WHITE LINE AT PIT EXIT
10:50:25		TRACK LIMIT - CAR 981 - T 3
10:51:02		TRACK LIMIT - CAR 25 - T 17
10:51:40		TRACK LIMIT - CAR 25 - T 4
10:52:37		TRACK LIMIT - CAR 981 961 - T 17
10:53:25		TRACK LIMIT - CAR 26 - T 17
10:53:44		TRACK LIMIT - CAR 76 25 - T 17
10:53:53		TRACK LIMIT - CAR 27 - T 3
10:54:32		TRACK LIMIT - CAR 71 - T 3
10:55:23		TRACK LIMIT - CAR 993 - T 17
10:55:46		TRACK LIMIT - CAR 36 - T 3
10:55:58		TRACK LIMIT - CAR 981 - T 3
10:56:20		CAR 926, 989 - NO TRANSPONDER
10:59:23		CAR 71, 926, 989 - NO TRANSPONDER
11:00:01	YF	DOUBLE YELLOW AT TURN 18
11:00:02	YF	DOUBLE YELLOW AT TURN 18,19
11:00:08	GF	GREEN FLAG
11:01:49		TRACK LIMIT - CAR 26 AND 981 - T 17
11:02:33		TRACK LIMIT - CAR 81 - T 4
11:02:42		TRACK LIMIT - CAR 25 - T 17
11:03:51		TRACK LIMIT - CAR 76 - T 17
11:04:20		TRACK LIMIT - CAR 17 - T 17
11:05:55		TRACK LIMIT - CAR 96 - T 3
11:08:24		TRACK LIMIT - CAR 920 AND 987 - T 17
11:08:53		TRACK LIMIT - CAR 903 - T 3
11:09:22		DEBRIS ON TRACK AT TURN 12
11:12:59		CHEQUERED FLAG
11:17:24		SESSION WILL START AT 11:23

Published at: .....

Race Director:	Timekeeper:
Pierre-Louis DELETTRE	Mario ESTÉBANEZ

ROADBOOK MOTOR CLASSIC
www.spasixhours.com
contact@roadbook.net

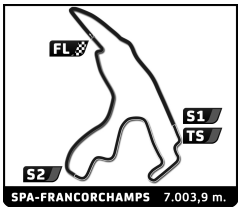

4-ACNN SERIES 2

SUPER SPA

Free Practice

Weather Report

Air Temperature

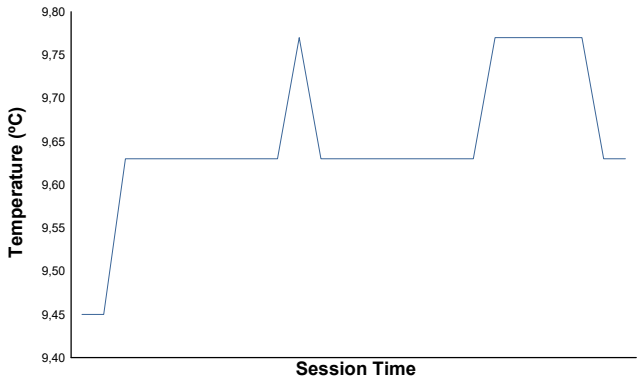

Track Temperature

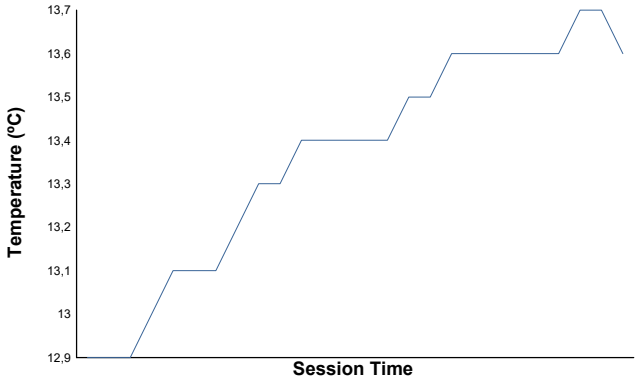

Humidity

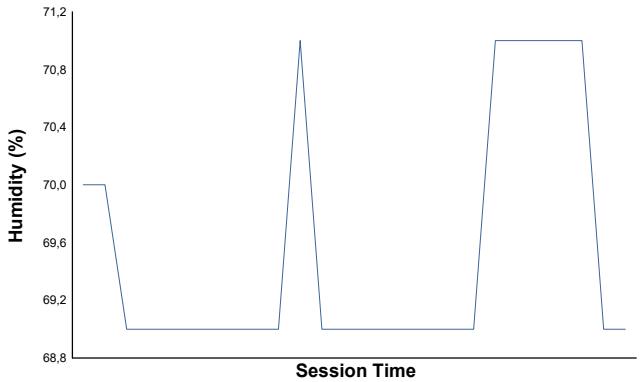

Pressure

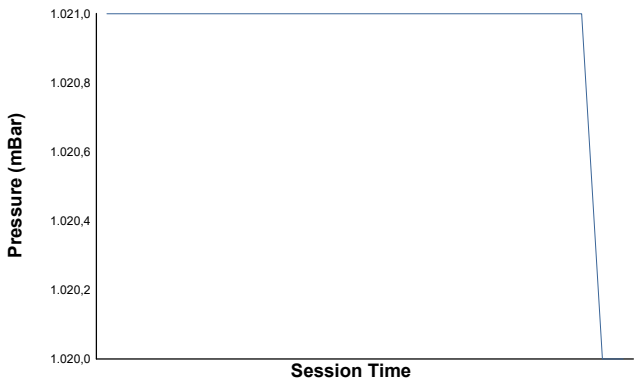

Wind Speed

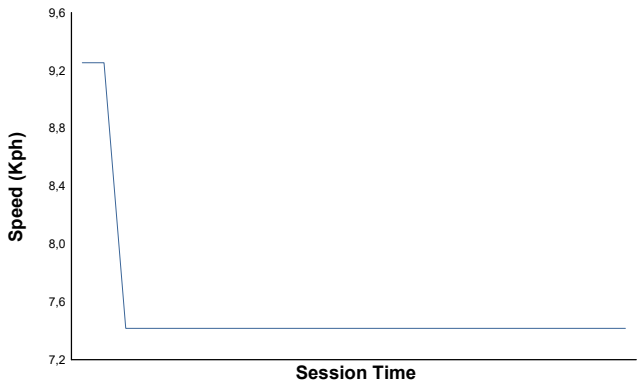

Wind Direction

North=0º/360º East=90º South=180º West=270º

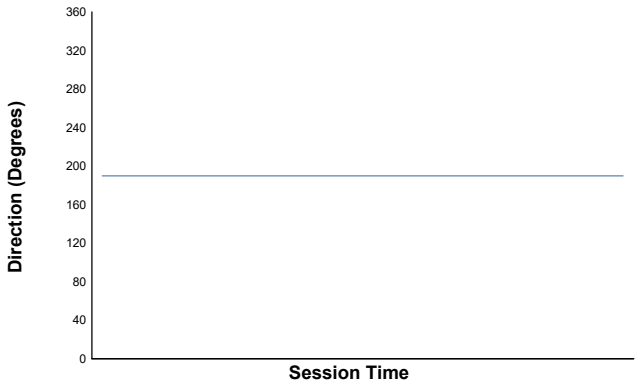

Track Status: **DRY**

ROADBOOK MOTOR CLASSIC
www.spasixhours.com
contact@roadbook.net

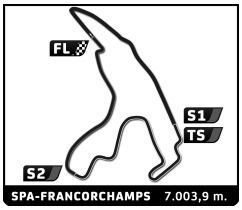

4-ACNN SERIES 2
SUPER SPA
Qualifying

Final Classification

No	Drivers	Team	Car	Cl.	Time	Lap	Total	Gap		Kph
1	987 J. HULSEBOS / J. HAVERMANS		PORSCHE Cayman	Cayman Cu	**2:47.856**	8	9	-	-	150.2
2	916 M. VAN DONGEN		PORSCHE Cayman S	Cayman Cu	**2:48.991**	4	9	+1.135	+1.135	149.2
3	972 M. VAN DER MEULEN		PORSCHE Cayman	Cayman Cu	**2:54.945**	5	8	+7.089	+5.954	144.1
4	96 C. DYE		PORSCHE Boxster S	GT Cup	**2:57.793**	5	7	+9.937	+2.848	141.8
	Not classified									
	997 P. VAN WAES		PORSCHE 997 GT3 Cup	RS Cup	**2:29.365**	7	8			168.8
	989 H. VAN NOREL		PORSCHE GT4RS	RS Cup	**2:32.563**	4	9			165.3
	961 E. VAN WIJNGAARDEN		PORSCHE 991.2	RS Cup	**2:34.207**	5	9			163.5
	991 S. PIELKENROOD		PORSCHE 991 GT3 Cup	RS Cup	**2:34.513**	6	9			163.2
	926 R. VAN VLIET		PORSCHE GT4	GT4 Cup	**2:36.687**	3	9			160.9
	982 G. VAN GOOSWILLIGEN		Porsche GT4 CS	GT4 Cup	**2:37.089**	7	9			160.5
	981 J. ENGELS		PORSCHE Cayman GT4	GT4 Cup	**2:39.901**	8	9			157.7
	993 E. HESP		PORSCHE GT4 Clubsport	GT4 Cup	**2:41.849**	6	10			155.8
	951 R. KRAANEVELD		PORSCHE GT3	RS Cup	**2:42.385**	3	9			155.3
	933 B. VAN INGE		PORSCHE Cayman	Cayman Cu	**2:45.236**	7	9			152.6
	957 N. STEEHOUWER		PORSCHE Cayman Cup	Cayman Cu	**2:45.462**	6	8			152.4
	17 R. NEALL		PORSCHE 997-2	GT4 Cup	**2:46.484**	3	9			151.5
	88 P. SIMPSON		PORSCHE Cayman 987-2	Cayman Cu	**2:47.813**	6	9			150.3
	910 A. PAASSEN		Porsche 911 RSR	RS Cup	**2:49.459**	8	9			148.8
	931 H. WESTERBEEK		PORSCHE Cayman S	Cayman Cu	**2:49.617**	6	9			148.7
	8 A. DUCE		PORSCHE Boxster S	GT Cup	**2:50.480**	5	9			147.9
	91 C. TESTER		PORSCHE Cayman S	Cayman Cu	**2:51.916**	5	8			146.7
	55 S. MARSTON		PORSCHE Cayman S	Cayman Cu	**2:52.057**	4	9			146.5
	22 J. LOVELL / J. BROWN		PORSCHE Boxster S	GT Cup	**2:52.193**	8	8			146.4
	26 S. POTTS / P. HAMMOND		PORSCHE 968	GT Cup	**2:52.232**	7	8			146.4
	73 N. CAREY / J. CAREY		PORSCHE 968	GT Cup	**2:53.532**	5	8			145.3
	30 C. SAMPSON / E. SAMPSON		PORSCHE 968	GT Cup	**2:53.768**	8	8			145.1
	25 J. MCHUGH		PORSCHE Boxster S	GT Cup	**2:56.093**	8	9			143.2
	903 J. SCHLÖSSER		PORSCHE Boxster	Boxster Cup	**2:59.613**	7	9			140.4
	20 J. BRODIE / R. KING		PORSCHE Boxster S	GT Cup	**3:00.054**	4	8			140.0
	920 H. WANNET		PORSCHE 944 cup	944 Cup	**3:00.615**	6	8			139.6
	3 G. MARTIN / F. GETINO		PORSCHE Boxster S	GT Cup	**3:01.835**	5	8			138.7
	66 J. DYE		PORSCHE Boxster S	GT Cup	**3:04.250**	7	8			136.8
	902 J. POUW		PORSCHE 944 Cup	944 Cup	**3:08.193**	7	8			134.0
	78 R. GRAVESTOCK / P. WATERS		PORSCHE 968	GT Cup	**3:10.250**	3	8			132.5
	71 S. DYE / A. DYE		PORSCHE Boxster S	GT Cup	**3:12.458**	3	8			131.0
	76 J. NAILARD		PORSCHE Cayman S	Cayman Cu	**3:16.306**	7	8			128.4
	36 H. PEART		PORSCHE 924	944 Cup	**3:19.659**	7	7			126.3
	46 G. GOODWIN / M. GOODWIN		PORSCHE Boxster S	GT Cup						

Fastest Lap:	Lap 7	Pelle VAN WAES	**2:29.365**	168.8 Kph

CAR#987- SOME LAP TIMES DELETED DUE TO TRACK LIMITS
CARS #997, #989, #961, #991, #926, #982, #981, #993, #951, #933, #957, #17, #88, #910, #931, #8, #91, #55, #22, #26, #73, #30, #972, #25, #903, #20, #920, #3, #66, #902, #78, #71, #76, #36 & #46 - ALL LAP TIMES DELETED DUE TO PARC FERMÉ INFRINGEMENT

Published at: .....

Track Status: **DRY**

Stewards:			**Timekeeper:**
Jan DHONDT	Guy DAUBRIE	Peter GEENS	Mario ESTÉBANEZ

ROADBOOK MOTOR CLASSIC
www.spasixhours.com
contact@roadbook.net

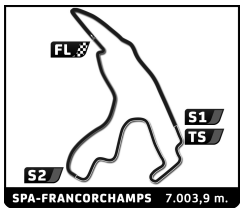

4-ACNN SERIES 2

SUPER SPA

Qualifying

Final Classification by Class

	No	Drivers	Team	Car	Time	Lap	Total	Gap		Kph
GT Cup										
1	96	C. DYE		PORSCHE Boxster S	2:57.793	5	7			141.8
Not classified										
	8	A. DUCE		PORSCHE Boxster S	2:50.480	5	9			147.9
	22	J. LOVELL / J. BROWN		PORSCHE Boxster S	2:52.193	8	8			146.4
	26	S. POTTS / P. HAMMOND		PORSCHE 968	2:52.232	7	8		+0.039	146.4
	73	N. CAREY / J. CAREY		PORSCHE 968	2:53.532	5	8			145.3
	30	C. SAMPSON / E. SAMPSON		PORSCHE 968	2:53.768	8	8		+0.236	145.1
	25	J. MCHUGH		PORSCHE Boxster S	2:56.093	8	9			143.2
	20	J. BRODIE / R. KING		PORSCHE Boxster S	3:00.054	4	8	+2.261	+3.961	140.0
	3	G. MARTIN / F. GETINO		PORSCHE Boxster S	3:01.835	5	8			138.7
	66	J. DYE		PORSCHE Boxster S	3:04.250	7	8	+6.457	+2.415	136.8
	78	R. GRAVESTOCK / P. WATERS		PORSCHE 968	3:10.250	3	8			132.5
	71	S. DYE / A. DYE		PORSCHE Boxster S	3:12.458	3	8	+14.665	+2.208	131.0
	46	G. GOODWIN / M. GOODWIN		PORSCHE Boxster S						
GT4 Cup										
Not classified										
	926	R. VAN VLIET		PORSCHE GT4	2:36.687	3	9			160.9
	982	G. VAN GOOSWILLIGEN		Porsche GT4 CS	2:37.089	7	9			160.5
	981	J. ENGELS		PORSCHE Cayman GT4	2:39.901	8	9	+3.214	+2.812	157.7
	993	E. HESP		PORSCHE GT4 Clubsport	2:41.849	6	10			155.8
	17	R. NEALL		PORSCHE 997-2	2:46.484	3	9	+9.797	+4.635	151.5
Cayman Cup										
1	987	J. HULSEBOS / J. HAVERMANS		PORSCHE Cayman	2:47.856	8	9			150.2
2	916	M. VAN DONGEN		PORSCHE Cayman S	2:48.991	4	9	+1.135	+1.135	149.2
3	972	M. VAN DER MEULEN		PORSCHE Cayman	2:54.945	5	8	+7.089	+5.954	144.1
Not classified										
	933	B. VAN INGE		PORSCHE Cayman	2:45.236	7	9			152.6
	957	N. STEEHOUWER		PORSCHE Cayman Cup	2:45.462	6	8			152.4
	88	P. SIMPSON		PORSCHE Cayman 987-2	2:47.813	6	9		+2.351	150.3
	931	H. WESTERBEEK		PORSCHE Cayman S	2:49.617	6	9			148.7
	91	C. TESTER		PORSCHE Cayman S	2:51.916	5	8	+4.060	+2.299	146.7
	55	S. MARSTON		PORSCHE Cayman S	2:52.057	4	9			146.5
	76	J. NAILARD		PORSCHE Cayman S	3:16.306	7	8	+28.450	+24.249	128.4
944 Cup										
Not classified										
	920	H. WANNET		PORSCHE 944 cup	3:00.615	6	8			139.6
	902	J. POUW		PORSCHE 944 Cup	3:08.193	7	8	+7.578	+7.578	134.0
	36	H. PEART		PORSCHE 924	3:19.659	7	7			126.3
RS Cup										
Not classified										
	997	P. VAN WAES		PORSCHE 997 GT3 Cup	2:29.365	7	8			168.8
	989	H. VAN NOREL		PORSCHE GT4RS	2:32.563	4	9			165.3
	961	E. VAN WIJNGAARDEN		PORSCHE 991.2	2:34.207	5	9	+4.842	+1.644	163.5
	991	S. PIELKENROOD		PORSCHE 991 GT3 Cup	2:34.513	6	9			163.2
	951	R. KRAANEVELD		PORSCHE GT3	2:42.385	3	9	+13.020	+7.872	155.3
	910	A. PAASSEN		Porsche 911 RSR	2:49.459	8	9			148.8
Boxster Cup										
Not classified										
	903	J. SCHLÖSSER		PORSCHE Boxster	2:59.613	7	9			140.4

ROADBOOK MOTOR CLASSIC
www.spasixhours.com
contact@roadbook.net

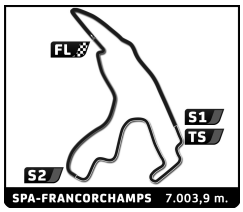

4-ACNN SERIES 2

SUPER SPA

Qualifying

Final Classification by Class

No	Drivers	Team	Car	Time	Lap	Total	Gap	Kph

CAR#987- SOME LAP TIMES DELETED DUE TO TRACK LIMITS
CARS #997, #989, #961, #991, #926, #982, #981, #993, #951, #933, #957, #17, #88, #910, #931, #8, #91, #55, #22, #26, #73, #30, #972, #25, #903, #20, #920, #3, #66, #902, #78, #71, #76, #36 & #46 - ALL LAP TIMES DELETED DUE TO PARC FERMÉ INFRINGEMENT

Published at: .....

Track Status: **DRY**

Stewards:
Jan DHONDT Guy DAUBRIE Peter GEENS

Timekeeper:
Mario ESTÉBANEZ

ROADBOOK MOTOR CLASSIC
www.spasixhours.com
contact@roadbook.net

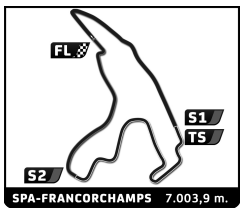

4-ACNN SERIES 2

SUPER SPA

Qualifying

Best Sector Times

	Sector 1		Sector 2		Sector 3						
	No Driver	Time	No Driver	Time	No Driver	Time		No Team	Class	Ideal Lap	Best Lap
1	997 P.VAN WAES	41.860	997 P.VAN WAES	1:08.869	997 P.VAN WAES	38.005	1	997	RS Cup	2:28.734	2:29.365 (1)
2	989 H.VAN NOREL	42.809	989 H.VAN NOREL	1:10.665	989 H.VAN NOREL	38.528	2	989	RS Cup	2:32.002	2:32.563 (2)
3	961 E.VAN WIJNGAARDEN	42.949	961 E.VAN WIJNGAARDEN	1:11.106	991 S.PIELKENROOD	39.345	3	961	RS Cup	2:33.484	2:34.207 (3)
4	991 S.PIELKENROOD	43.009	991 S.PIELKENROOD	1:11.183	961 E.VAN WIJNGAARDEN	39.429	4	991	RS Cup	2:33.537	2:34.513 (4)
5	926 R.VAN VLIET	44.606	926 R.VAN VLIET	1:11.603	982 G.VAN GOOSWILLIGEN	39.991	5	926	GT4 Cup	2:36.330	2:36.687 (5)
6	951 R.KRAANEVELD	44.798	982 G.VAN GOOSWILLIGEN	1:11.933	926 R.VAN VLIET	40.121	6	982	GT4 Cup	2:37.072	2:37.089 (6)
7	982 G.VAN GOOSWILLIGEN	45.148	981 J.ENGELS	1:13.384	981 J.ENGELS	40.569	7	981	GT4 Cup	2:39.287	2:39.901 (7)
8	981 J.ENGELS	45.334	993 E.HESP	1:14.516	951 R.KRAANEVELD	40.699	8	951	RS Cup	2:41.133	2:42.385 (9)
9	993 E.HESP	46.069	957 N.STEEHOUWER	1:15.158	993 E.HESP	40.868	9	993	GT4 Cup	2:41.453	2:41.849 (8)
10	17 R.NEALL	46.536	933 B.VAN INGE	1:15.494	933 B.VAN INGE	42.385	10	933	Cayman Cup	2:44.849	2:45.236 (10)
11	933 B.VAN INGE	46.970	951 R.KRAANEVELD	1:15.636	17 R.NEALL	42.571	11	957	Cayman Cup	2:45.302	2:45.462 (11)
12	957 N.STEEHOUWER	47.309	987 J.HULSEBOS	1:16.022	957 N.STEEHOUWER	42.835	12	17	GT4 Cup	2:45.313	2:46.484 (12)
13	88 P.SIMPSON	47.610	17 R.NEALL	1:16.206	910 A.PAASSEN	42.981	13	987	Cayman Cup	2:47.097	2:47.856 (14)
14	910 A.PAASSEN	47.897	88 P.SIMPSON	1:16.589	987 J.HULSEBOS	43.131	14	88	Cayman Cup	2:47.654	2:47.813 (13)
15	987 J.HULSEBOS	47.944	916 M.VAN DONGEN	1:16.775	916 M.VAN DONGEN	43.281	15	916	Cayman Cup	2:48.991	2:48.991 (15)
16	931 H.WESTERBEEK	48.308	931 H.WESTERBEEK	1:17.399	73 N.CAREY	43.396	16	931	Cayman Cup	2:49.262	2:49.617 (17)
17	91 C.TESTER	48.387	8 A.DUCE	1:17.480	88 P.SIMPSON	43.455	17	910	RS Cup	2:49.459	2:49.459 (16)
18	8 A.DUCE	48.591	26 S.POTTS	1:17.777	931 H.WESTERBEEK	43.555	18	8	GT Cup	2:50.142	2:50.480 (18)
19	55 S.MARSTON	48.597	73 N.CAREY	1:17.840	8 A.DUCE	44.071	19	91	Cayman Cup	2:50.927	2:51.916 (19)
20	916 M.VAN DONGEN	48.935	22 J.LOVELL	1:17.892	55 S.MARSTON	44.216	20	55	Cayman Cup	2:51.066	2:52.057 (20)
21	972 M.VAN DER MEULEN	49.181	91 C.TESTER	1:18.145	26 S.POTTS	44.318	21	73	GT Cup	2:51.107	2:53.532 (23)
22	22 J.LOVELL	49.495	55 S.MARSTON	1:18.253	91 C.TESTER	44.395	22	22	GT Cup	2:51.810	2:52.193 (21)
23	26 S.POTTS	49.770	910 A.PAASSEN	1:18.581	22 J.LOVELL	44.423	23	26	GT Cup	2:51.865	2:52.232 (22)
24	30 C.SAMPSON	49.799	30 C.SAMPSON	1:18.647	972 M.VAN DER MEULEN	44.624	24	30	GT Cup	2:53.157	2:53.768 (24)
25	73 N.CAREY	49.871	25 J.MCHUGH	1:19.292	30 C.SAMPSON	44.711	25	972	Cayman Cup	2:54.175	2:54.945 (25)
26	25 J.MCHUGH	50.187	972 M.VAN DER MEULEN	1:20.370	25 J.MCHUGH	45.834	26	25	GT Cup	2:55.313	2:56.093 (26)
27	96 C.DYE	50.723	96 C.DYE	1:20.456	903 J.SCHLÖSSER	45.879	27	96	GT Cup	2:57.276	2:57.793 (27)
28	3 G.MARTIN	51.457	20 J.BRODIE	1:20.978	96 C.DYE	46.097	28	903	Boxster Cup	2:59.547	2:59.613 (28)
29	903 J.SCHLÖSSER	52.312	920 H.WANNET	1:21.166	20 J.BRODIE	46.584	29	20	GT Cup	3:00.024	3:00.054 (29)
30	20 J.BRODIE	52.462	903 J.SCHLÖSSER	1:21.356	920 H.WANNET	46.673	30	920	944 Cup	3:00.371	3:00.615 (30)
31	920 H.WANNET	52.532	3 G.MARTIN	1:21.919	3 G.MARTIN	47.002	31	3	GT Cup	3:00.378	3:01.835 (31)
32	66 J.DYE	52.668	902 J.POUW	1:24.318	66 J.DYE	47.147	32	66	GT Cup	3:04.250	3:04.250 (32)
33	71 S.DYE	53.450	66 J.DYE	1:24.435	902 J.POUW	48.284	33	902	944 Cup	3:07.315	3:08.193 (33)
34	76 J.NAILARD	53.517	78 R.GRAVESTOCK	1:26.892	78 R.GRAVESTOCK	49.508	34	78	GT Cup	3:10.069	3:10.250 (34)
35	78 R.GRAVESTOCK	53.669	36 H.PEART	1:28.026	71 S.DYE	49.792	35	71	GT Cup	3:11.817	3:12.458 (35)
36	902 J.POUW	54.713	71 S.DYE	1:28.575	76 J.NAILARD	51.373	36	76	Cayman Cup	3:15.863	3:16.306 (36)
37	36 H.PEART	59.224	76 J.NAILARD	1:30.973	36 H.PEART	52.409	37	36	944 Cup	3:19.659	3:19.659 (37)

ROADBOOK MOTOR CLASSIC
www.spasixhours.com
contact@roadbook.net

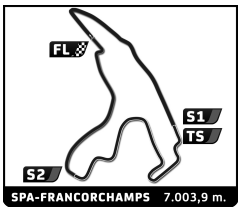

4-ACNN SERIES 2

SUPER SPA

Qualifying

Best Top Speed

Team	Car	Class	Top Speed Driver	Top 1 Kph	Top 1 Lap	Top 2 Kph	Top 2 Lap	Top 3 Kph	Top 3 Lap	Top 4 Kph	Top 4 Lap	Top 5 Kph	Top 5 Lap	Avg
997	PORSCHE 997 GT3 Cup	RS Cup	P. VAN WAES	255.9	7	251.2	4	249.4	3	239.5	5	238.4	6	246,9
991	PORSCHE 991 GT3 Cup	RS Cup	S. PIELKENROOD	254.1	8	252.9	5	251.7	3	251.2	9	250.6	7	252,1
989	PORSCHE GT4RS	RS Cup	H. VAN NOREL	252.3	4	245.5	3	238.9	7	236.8	6	235.3	5	241,8
961	PORSCHE 991.2	RS Cup	E. VAN WUNGAARDEN	246.6	5	238.9	4	237.9	6	236.3	9	232.3	8	238,4
982	Porsche GT4 CS	GT4 Cup	G. VAN GOOSWILLIGEN	239.5	6	238.4	7	237.4	4	237.4	8	236.3	3	237,8
926	PORSCHE GT4	GT4 Cup	R. VAN VLIET	238.4	8	237.9	6	236.8	4	236.3	3	235.8	5	237,0
981	PORSCHE Cayman GT4	GT4 Cup	J. ENGELS	236.8	6	235.8	8	235.8	9	235.3	3	233.8	5	235,5
993	PORSCHE GT4 Clubsport	GT4 Cup	E. HESP	235.8	5	234.8	9	234.8	7	232.3	6	231.8	4	233,9
17	PORSCHE 997-2	GT4 Cup	R. NEALL	232.3	4	229.3	2	228.3	5	227.8	7	215.1	6	226,6
951	PORSCHE GT3	RS Cup	R. KRAANEVELD	231.3	7	226.4	6	225.5	3	211.8	9	208.5	4	220,7
933	PORSCHE Cayman	Cayman Cup	B. VAN INGE	224.5	9	223.1	6	222.2	7	222.2	8	221.8	2	222,8
88	PORSCHE Cayman 987-2	Cayman Cup	P. SIMPSON	221.3	7	219.1	2	218.6	4	217.3	6	213.0	3	217,9
957	PORSCHE Cayman Cup	Cayman Cup	N. STEEHOUWER	221.3	4	221.3	6	217.3	2	216.0	3	190.8	8	213,3
931	PORSCHE Cayman S	Cayman Cup	H. WESTERBEEK	220.9	8	217.3	4	214.7	6	212.6	2	206.9	3	214,5
8	PORSCHE Boxster S	GT Cup	A. DUCE	220.4	5	220.0	6	219.1	8	218.6	7	218.2	4	219,3
987	PORSCHE Cayman	Cayman Cup	J. HULSEBOS	220.4	8	217.7	5	216.4	4	209.7	7	209.3	3	214,7
55	PORSCHE Cayman S	Cayman Cup	S. MARSTON	219.5	6	215.6	4	214.3	2	213.4	8	205.3	3	213,6
91	PORSCHE Cayman S	Cayman Cup	C. TESTER	218.2	5	216.9	8	212.2	6	210.9	3	210.1	2	213,7
910	Porsche 911 RSR	RS Cup	A. PAASSEN	218.2	8	204.5	9	204.2	7	203.8	5	200.7	6	206,3
916	PORSCHE Cayman S	Cayman Cup	M. VAN DONGEN	215.1	4	214.7	5	214.7	6	214.3	7	213.4	3	214,4
22	PORSCHE Boxster S	GT Cup	J. LOVELL	212.6	7	210.5	8	207.7	4	207.3	2	199.6	6	207,5
30	PORSCHE 968	GT Cup	C. SAMPSON	211.8	8	210.9	7	207.3	4	205.7	6	203.0	5	207,7
25	PORSCHE Boxster S	GT Cup	J. MCHUGH	208.9	5	206.9	3	206.5	4	206.5	6	206.1	7	207,0
26	PORSCHE 968	GT Cup	S. POTTS	206.9	5	203.8	7	200.0	8	196.7	4	186.9	6	198,9
73	PORSCHE 968	GT Cup	N. CAREY	206.9	5	205.7	7	203.8	8	196.7	4	189.5	6	200,5
972	PORSCHE Cayman	Cayman Cup	M. VAN DER MEULEN	204.2	7	198.2	8	197.1	3	193.5	4	190.5	5	196,7
3	PORSCHE Boxster S	GT Cup	G. MARTIN	203.8	5	201.9	6	197.8	7	193.9	8	192.9	4	198,1
96	PORSCHE Boxster S	GT Cup	C. DYE	202.6	5	197.4	7	196.4	6	183.1	4	177.9	3	191,5
66	PORSCHE Boxster S	GT Cup	J. DYE	198.5	5	197.1	7	197.1	8	192.2	4	176.2	6	192,2
903	PORSCHE Boxster	Boxster Cup	J. SCHLÖSSER	197.4	6	197.1	7	194.2	3	194.2	8	193.2	4	195,2
76	PORSCHE Cayman S	Cayman Cup	J. NAILARD	196.0	7	191.5	2	190.5	5	187.2	6	186.9	3	190,4
71	PORSCHE Boxster S	GT Cup	S. DYE	195.7	4	185.2	5	184.6	7	182.4	6	172.0	8	184,0
20	PORSCHE Boxster S	GT Cup	J. BRODIE	193.9	4	193.9	6	192.9	2	192.2	5	191.5	3	192,9
920	PORSCHE 944 cup	944 Cup	H. WANNET	191.8	7	191.5	6	189.5	4	188.5	2	154.9	3	183,2
78	PORSCHE 968	GT Cup	R. [illegible]	186.9	8	184.9	6	183.7	2	175.6	3	171.4	4	180,5
902	PORSCHE 944 Cup	944 Cup	J. POUW	186.9	3	184.6	8	184.3	4	183.4	7	183.1	5	184,5
36	PORSCHE 924	944 Cup	H. PEART	166.9	6	165.6	5	165.6	7	154.3	4	153.6	3	161,2
46	PORSCHE Boxster S	GT Cup												

ROADBOOK MOTOR CLASSIC
www.spasixhours.com
contact@roadbook.net

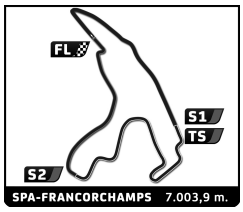

4-ACNN SERIES 2

SUPER SPA

Qualifying

Fastest Lap Sequence

Elapsed	No	Team	Car	Class	Driver	Time	Kph	Lap
5:39.528	926		PORSCHE GT4	GT4 Cup	Ronald VAN VLIET	**2:39.964**	157.6	2
6:09.312	989		PORSCHE GT4RS	RS Cup	Henk VAN NOREL	**2:39.513**	158.1	2
8:16.215	926		PORSCHE GT4	GT4 Cup	Ronald VAN VLIET	**2:36.687**	160.9	3
8:43.798	989		PORSCHE GT4RS	RS Cup	Henk VAN NOREL	**2:34.486**	163.2	3
11:16.361	989		PORSCHE GT4RS	RS Cup	Henk VAN NOREL	**2:32.563**	165.3	4
11:36.287	997		PORSCHE 997 GT3 Cup	RS Cup	Pelle VAN WAES	**2:30.334**	167.7	4
16:44.480	997		PORSCHE 997 GT3 Cup	RS Cup	Pelle VAN WAES	**2:29.807**	168.3	6
19:13.845	997		PORSCHE 997 GT3 Cup	RS Cup	Pelle VAN WAES	**2:29.365**	168.8	7

ROADBOOK MOTOR CLASSIC
www.spasixhours.com
contact@roadbook.net

SUPER SPA

ACNN

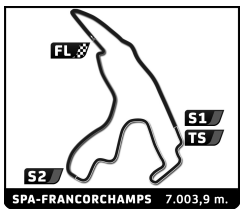

4-ACNN SERIES 2
SUPER SPA
Qualifying

Sector Analysis

__ Invalidated Lap Personal Best Session Best **B** Crossing the pit lane

3
1.Gary MARTIN
2.Fernando GETINO
PORSCHE Boxster S
GT Cup

Lap	D	Time	Sector 1	Sector 2	Sector 3	T.Spd	Elapsed
1	1	3:29.645	1:08.160	1:32.244	49.241	145.2	3:29.645
2	1	3:07.745	53.266	1:27.477	47.002	190.8	6:37.390
3	1	3:07.474	51.958	1:25.938	49.578	181.8	9:44.864
4	1	3:03.244	51.787	1:23.109	48.348	192.9	12:48.108
5	1	3:01.835	51.457	1:23.009	47.369	203.8	15:49.943
6	1	3:12.363 B	51.396	1:22.006	58.961	201.9	19:02.306
7	1	4:25.301	2:15.400	1:21.919	47.982	197.8	23:27.607
8	1	3:35.974 B	53.009	1:25.427	1:17.538	193.9	27:03.581

8
1.Andrew DUCE
PORSCHE Boxster S
GT Cup

Lap	D	Time	Sector 1	Sector 2	Sector 3	T.Spd	Elapsed
1	1	3:14.072	1:01.872	1:25.432	46.768	151.5	3:14.072
2	1	2:55.310	50.188	1:19.594	45.528	207.7	6:09.382
3	1	2:52.800	49.369	1:18.664	44.767	216.0	9:02.182
4	1	2:51.040	49.112	1:17.654	44.274	218.2	11:53.222
5	1	2:50.480	48.591	1:17.628	44.261	220.4	14:43.702
6	1	2:50.539	48.988	1:17.480	44.071	220.0	17:34.241
7	1	2:52.940	48.743	1:19.536	44.661	218.6	20:27.181
8	1	2:52.650	48.794	1:19.195	44.661	219.1	23:19.831
9	1	3:16.294 B	48.712	1:19.786	1:07.796	204.5	26:36.125

17
1.Richard NEALL
PORSCHE 997-2
GT4 Cup

Lap	D	Time	Sector 1	Sector 2	Sector 3	T.Spd	Elapsed
1	1	3:12.172	1:02.837	1:23.821	45.514	147.9	3:12.172
2	1	2:47.767	47.635	1:16.942	43.190	229.3	5:59.939
3	1	2:46.484	47.521	1:16.392	42.571	212.2	8:46.423
4	1	2:47.480	46.658	1:17.636	43.186	232.3	11:33.903
5	1	2:49.975	48.113	1:18.741	43.121	228.3	14:23.878
6	1	2:47.716	46.896	1:17.605	43.215	215.1	17:11.594
7	1	2:46.524	46.536	1:17.268	42.720	227.8	19:58.118
8	1	2:47.765	46.628	1:16.206	44.931	215.1	22:45.883
9	1	2:49.822	46.676	1:19.426	43.720	210.9	25:35.705

20
1.James BRODIE
2.Rey KING
PORSCHE Boxster S
GT Cup

Lap	D	Time	Sector 1	Sector 2	Sector 3	T.Spd	Elapsed
1	1	3:27.667	1:07.137	1:32.209	48.321	149.6	3:27.667
2	1	3:16.112	53.532	1:32.253	50.327	192.9	6:43.779
3	1	3:06.933	52.868	1:25.202	48.863	191.5	9:50.712
4	1	3:00.054	52.462	1:21.008	46.584	193.9	12:50.766
5	1	3:05.176	52.831	1:20.978	51.367	192.2	15:55.942
6	1	3:07.478 B	52.390	1:21.487	53.601	193.9	19:03.420
7	1	4:05.524	1:57.367	1:21.503	46.654	190.8	23:08.944
8	1	3:20.165 B	52.886	1:22.373	1:04.906	189.1	26:29.109

22
1.John LOVELL
2.Jason BROWN
PORSCHE Boxster S
GT Cup

Lap	D	Time	Sector 1	Sector 2	Sector 3	T.Spd	Elapsed
1	1	3:11.308	1:00.761	1:23.692	46.855	166.4	3:11.308
2	1	2:56.597	50.933	1:19.208	46.456	207.3	6:07.905
3	1	2:58.466	51.207	1:19.757	47.502	192.5	9:06.371
4	1	2:55.560	50.094	1:19.351	46.115	207.7	12:01.931
5	1	3:12.095 B	51.510	1:23.244	57.341	186.2	15:14.026
6	1	4:47.253	2:42.085	1:20.232	44.936	199.6	20:01.279
7	1	2:52.880	49.738	1:18.719	44.423	212.6	22:54.159
8	1	2:52.193	49.495	1:17.892	44.806	210.5	25:46.352

25
1.Jamie MCHUGH
PORSCHE Boxster S
GT Cup

Lap	D	Time	Sector 1	Sector 2	Sector 3	T.Spd	Elapsed
1	1	3:31.676	1:12.749	1:28.479	50.448	163.6	3:31.676
2	1	3:03.558	52.131	1:23.644	47.783	205.3	6:35.234
3	1	2:56.206	50.187	1:20.015	46.004	206.9	9:31.440
4	1	2:55.850	50.468	1:19.740	45.642	206.5	12:27.290
5	1	2:56.200	50.543	1:19.668	45.989	208.9	15:23.490
6	1	2:56.544	50.804	1:19.292	46.448	206.5	18:20.034
7	1	2:59.108	50.886	1:20.911	47.311	206.1	21:19.142
8	1	2:56.093	50.752	1:19.507	45.834	205.3	24:15.235
9	1	3:51.152 B	52.098	1:30.657	1:28.397	204.9	28:06.387

26
1.Stephen POTTS
2.Pip HAMMOND
PORSCHE 968
GT Cup

Lap	D	Time	Sector 1	Sector 2	Sector 3	T.Spd	Elapsed
1	1	3:45.151	1:18.342	1:35.399	51.410	140.8	3:45.151
2	1	3:13.007	58.275	1:26.313	48.419	129.8	6:58.158
3	1	3:23.463 B	54.738	1:26.459	1:02.266	160.7	10:21.621
4	1	4:07.928	2:03.421	1:19.529	44.978	196.7	14:29.549
5	1	2:53.177	50.117	1:17.817	45.243	206.9	17:22.726
6	1	2:55.924	52.774	1:18.832	44.318	186.9	20:18.650
7	1	2:52.232	49.770	1:17.777	44.685	203.8	23:10.882
8	1	3:14.002 B	50.437	1:19.387	1:04.178	200.0	26:24.884

30
1.Clayton SAMPSON
2.Edward SAMPSON
PORSCHE 968
GT Cup

Lap	D	Time	Sector 1	Sector 2	Sector 3	T.Spd	Elapsed
1	1	3:26.783	1:08.804	1:29.794	48.185	147.1	3:26.783
2	1	3:07.753	54.454	1:25.850	47.449	198.5	6:34.536
3	1	3:00.474	51.210	1:23.677	45.587	199.3	9:35.010
4	1	3:11.379 B	51.569	1:23.718	56.092	207.3	12:46.389
5	1	4:09.274	2:00.719	1:21.501	47.054	203.0	16:55.663
6	1	2:55.518	51.399	1:18.998	45.121	205.7	19:51.181
7	1	2:54.278	49.799	1:18.695	45.784	210.9	22:45.459
8	1	2:53.768	50.410	1:18.647	44.711	211.8	25:39.227

36
1.Hugh PEART
PORSCHE 924
944 Cup

Lap	D	Time	Sector 1	Sector 2	Sector 3	T.Spd	Elapsed
1	1	4:07.995	1:20.005	1:46.245	1:01.745	134.5	4:07.995
2	1	3:47.448	1:09.666	1:37.769	1:00.013	122.3	7:55.443
3	1	3:32.549	1:03.403	1:34.240	54.906	153.6	11:27.992
4	1	3:32.322	1:07.959	1:30.624	53.739	154.3	15:00.314
5	1	3:22.753	59.379	1:29.513	53.861	165.6	18:23.067
6	1	3:20.537	59.341	1:28.416	52.780	166.9	21:43.604
7	1	3:19.659	59.224	1:28.026	52.409	165.6	25:03.263

55
1.Stuart MARSTON
PORSCHE Cayman S
Cayman Cup

ROADBOOK MOTOR CLASSIC
www.spasixhours.com
contact@roadbook.net

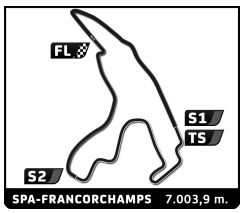

4-ACNN SERIES 2
SUPER SPA
Qualifying

Sector Analysis

__ Invalidated Lap Personal Best Session Best **B** Crossing the pit lane

66 — 1.Julian DYE — PORSCHE Boxster S — GT Cup

Lap	D	Time	Sector 1	Sector 2	Sector 3	T.Spd	Elapsed
1	1	3:15.978	1:02.351	1:26.826	46.801	144.4	3:15.978
2	1	2:54.880	50.074	1:19.944	44.862	214.3	6:10.858
3	1	2:54.199	48.597	1:20.308	45.294	205.3	9:05.057
4	1	2:52.057	49.409	1:18.432	44.216	215.6	11:57.114
5	1	2:56.013	49.743	1:19.944	46.326	203.8	14:53.127
6	1	3:05.403 B	48.764	1:18.704	57.935	219.5	17:58.530
7	1	4:10.627	2:03.459	1:22.087	45.081	134.8	22:09.157
8	1	2:52.292	48.893	1:18.253	45.146	213.4	25:01.449
9	1	3:58.162 B	49.605	1:40.529	1:28.028	190.1	28:59.611

71 — 1.Simon DYE, 2.Andrew DYE — PORSCHE Boxster S — GT Cup

Lap	D	Time	Sector 1	Sector 2	Sector 3	T.Spd	Elapsed
1	1	3:33.831	1:04.885	1:35.718	53.228	143.0	3:33.831
2	1	3:13.491	54.288	1:30.116	49.087	170.3	6:47.322
3	1	3:09.300			48.102		9:56.622
4	1	3:09.220	54.184	1:26.995	48.041	192.2	13:05.842
5	1	3:04.519	53.075	1:24.362	47.082	198.5	16:10.361
6	1	3:09.385	55.647			176.2	19:19.746
7	1	3:04.250	52.668	1:24.435	47.147	197.1	22:23.996
8	1	3:09.797	55.488	1:25.510	48.799	197.1	25:33.793

73 — 1.Nick CAREY, 2.James CAREY — PORSCHE 968 — GT Cup

Lap	D	Time	Sector 1	Sector 2	Sector 3	T.Spd	Elapsed
1	1	3:35.730	1:05.797	1:36.915	53.018	142.1	3:35.730
2	1	3:16.948	55.848	1:30.574	50.526	171.7	6:52.678
3	1	3:12.458	53.842	1:28.824	49.792	164.9	10:05.136
4	1	3:22.628 B	53.450	1:28.575	1:00.603	195.7	13:27.764
5	1	4:41.333	2:16.070	1:32.583	52.680	185.2	18:09.097
6	1	3:23.219	55.818	1:34.509	52.892	182.4	21:32.316
7	1	3:19.405	55.334	1:31.835	52.236	184.6	24:51.721
8	1	4:04.582 B	55.805	1:40.255	1:28.522	172.0	28:56.303

76 — 1.Jamy NAILARD — PORSCHE Cayman S — Cayman Cup

Lap	D	Time	Sector 1	Sector 2	Sector 3	T.Spd	Elapsed
1	1	3:46.493	1:20.699	1:34.078	51.716	147.7	3:46.493
2	1	3:09.092	54.460	1:27.318	47.314	176.5	6:55.585
3	1	3:21.569 B	57.862	1:26.416	57.291	162.4	10:17.154
4	1	4:31.530	2:24.467	1:22.987	44.076	196.7	14:48.684
5	1	2:53.532	51.977	1:18.159	43.396	206.9	17:42.216
6	1	2:58.446	50.837	1:18.907	48.702	189.5	20:40.662
7	1	2:54.989	53.325	1:17.840	43.824	205.7	23:35.651
8	1	3:24.736 B	49.871	1:18.975	1:15.890	203.8	27:00.387

78 — 1.Richard GRAVESTOCK, 2.Philip WATERS — PORSCHE 968 — GT Cup

Lap	D	Time	Sector 1	Sector 2	Sector 3	T.Spd	Elapsed
1	1	4:03.005	1:35.382	1:35.144	52.479	148.1	4:03.005
2	1	3:19.019	54.724	1:31.664	52.631	191.5	7:22.024
3	1	3:20.187	53.936	1:33.935	52.316	186.9	10:42.211
4	1	3:19.606	54.707	1:33.071	51.828	170.9	14:01.817
5	1	3:18.997	53.517	1:33.286	52.194	190.5	17:20.814
6	1	3:20.074	53.749	1:32.766	53.559	187.2	20:40.888
7	1	3:16.306	53.960	1:30.973	51.373	196.0	23:57.194
8	1	3:56.608 B	57.693	1:37.557	1:21.358	183.7	27:53.802

88 — 1.Paul SIMPSON — PORSCHE Cayman 987-2 — Cayman Cup

Lap	D	Time	Sector 1	Sector 2	Sector 3	T.Spd	Elapsed
1	1	3:46.155	1:21.142	1:33.103	51.910	151.7	3:46.155
2	1	3:11.625	54.298	1:27.239	50.088	183.7	6:57.780
3	1	3:10.250	53.850	1:26.892	49.508	175.6	10:08.030
4	1	3:11.064	53.946	1:26.957	50.161	171.4	13:19.094
5	1	3:29.602 B	53.763	1:32.894	1:02.945	164.1	16:48.696
6	1	4:33.178	2:11.371	1:29.056	52.751	184.9	21:21.874
7	1	3:16.322	55.281	1:29.602	51.439	170.1	24:38.196
8	1	4:07.768 B	53.669	1:48.556	1:25.543	186.9	28:45.964

91 — 1.Colin TESTER — PORSCHE Cayman S — Cayman Cup

Lap	D	Time	Sector 1	Sector 2	Sector 3	T.Spd	Elapsed
1	1	3:58.909	1:45.620	1:23.985	49.304	177.3	3:58.909
2	1	2:50.576	48.171	1:17.760	44.645	219.1	6:49.485
3	1	2:52.479	48.079	1:18.386	46.014	213.0	9:41.964
4	1	3:00.337	47.610	1:23.143	49.584	218.6	12:42.301
5	1	2:54.317	49.200	1:20.129	44.988	208.5	15:36.618
6	1	2:47.813	47.769	1:16.589	43.455	217.3	18:24.431
7	1	2:48.363	47.636	1:17.105	43.622	221.3	21:12.794
8	1	2:58.307	48.665	1:24.280	45.362	212.2	24:11.101
9	1	3:49.601 B	55.024	1:28.240	1:26.337	193.9	28:00.702

96 — 1.Charlie DYE — PORSCHE Boxster S — GT Cup

Lap	D	Time	Sector 1	Sector 2	Sector 3	T.Spd	Elapsed
1	1	3:54.204	1:46.477	1:21.718	46.009	152.3	3:54.204
2	1	2:53.517	49.599	1:19.468	44.450	210.1	6:47.721
3	1	2:53.451	48.467	1:19.565	45.419	210.9	9:41.172
4	1	2:55.213	48.972	1:20.955	45.286	191.2	12:36.385
5	1	2:51.916	48.497	1:18.748	44.671	218.2	15:28.301
6	1	3:05.918 B	48.387	1:22.336	55.195	212.2	18:34.219
7	1	4:13.743	2:11.108	1:18.145	44.490	179.7	22:47.962
8	1	2:54.302	50.488	1:19.419	44.395	216.9	25:42.264

902 — 1.Jeffrey POUW — PORSCHE 944 Cup — 944 Cup

Lap	D	Time	Sector 1	Sector 2	Sector 3	T.Spd	Elapsed
1	1	3:23.708	58.071	1:32.751	52.886	133.2	3:23.708
2	1	3:16.180	1:02.145	1:27.372	46.663	173.1	6:39.888
3	1	3:04.402	51.481	1:24.126	48.795	177.9	9:44.290
4	1	3:03.026	53.193	1:22.704	47.129	183.1	12:47.316
5	1	2:57.793	51.240	1:20.456	46.097	202.6	15:45.109
6	1	2:58.621	50.979	1:20.739	46.903	196.4	18:43.730
7	1	2:59.624	50.723	1:21.111	47.790	197.4	21:43.354

Lap	D	Time	Sector 1	Sector 2	Sector 3	T.Spd	Elapsed
1	1	3:29.728	1:04.006	1:33.810	51.912	125.4	3:29.728
2	1	3:15.269	57.487	1:27.759	50.023	182.1	6:44.997
3	1	3:10.125	55.301	1:25.518	49.306	186.9	9:55.122
4	1	3:13.514	55.276	1:28.374	49.864	184.3	13:08.636
5	1	3:11.614	55.724	1:26.535	49.355	183.1	16:20.250

ROADBOOK MOTOR CLASSIC
www.spasixhours.com
contact@roadbook.net

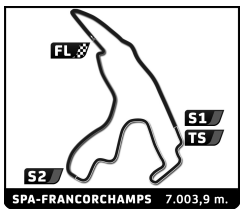

4-ACNN SERIES 2
SUPER SPA
Qualifying

Sector Analysis

__ Invalidated Lap Personal Best Session Best **B** Crossing the pit lane

903 — 1.Jürgen SCHLÖSSER — PORSCHE Boxster, Boxster Cup

Lap	D	Time	Sector 1	Sector 2	Sector 3	T.Spd	Elapsed
1	1	3:12.766	55.706	1:28.322	48.738	151.9	3:12.766
2	1	3:04.636	53.765	1:23.235	47.636	189.1	6:17.402
3	1	3:04.903	53.324	1:24.164	47.415	194.2	9:22.305
4	1	3:01.019	52.800	1:22.051	46.168	193.2	12:23.324
5	1	3:00.261	52.631	1:21.356	46.274	192.9	15:23.585
6	1	3:00.940	52.359	1:21.792	46.789	197.4	18:24.525
7	1	2:59.613	52.312	1:21.422	45.879	197.1	21:24.138
8	1	3:00.568	52.464	1:21.918	46.186	194.2	24:24.706
9	1	3:45.254 B	52.908	1:34.728	1:17.618	189.8	28:09.960

910 — 1.Andreas PAASSEN — Porsche 911 RSR, RS Cup

Lap	D	Time	Sector 1	Sector 2	Sector 3	T.Spd	Elapsed
1	1	3:36.716	1:17.514	1:30.651	48.551	158.6	3:36.716
2	1	3:04.716	51.976	1:27.008	45.732	160.5	6:41.432
3	1	2:57.980	49.737	1:22.882	45.361	183.7	9:39.412
4	1	2:55.882	49.077	1:22.205	44.600	196.0	12:35.294
5	1	2:51.735	48.479	1:19.547	43.709	203.8	15:27.029
6	1	2:53.044	49.128	1:20.447	43.469	200.7	18:20.073
7	1	2:52.004	48.202	1:19.918	43.884	204.2	21:12.077
8	1	2:49.459	47.897	1:18.581	42.981	218.2	24:01.536
9	1	3:31.091 B	51.274	1:23.472	1:16.345	204.5	27:32.627

916 — 1.Marvin VAN DONGEN — PORSCHE Cayman S, Cayman Cup

Lap	D	Time	Sector 1	Sector 2	Sector 3	T.Spd	Elapsed
1	1	3:30.365	1:11.411	1:29.550	49.404	165.4	3:30.365
2	1	2:57.764	52.246	1:21.152	44.366	206.9	6:28.129
3	1	2:51.983	50.140	1:18.058	43.785	213.4	9:20.112
4	1	2:48.991	48.935	1:16.775	43.281	215.1	12:09.103
5	1	2:51.566	49.295	1:17.764	44.507	214.7	15:00.669
6	1	2:53.706	49.232	1:19.444	45.030	214.7	17:54.375
7	1	3:02.781	49.022	1:23.538	50.221	214.3	20:57.156
8	1	2:57.892	49.935	1:23.215	44.742	211.4	23:55.048
9	1	3:54.802 B	59.376	1:33.464	1:21.962	194.6	27:49.850

920 — 1.Han WANNET — PORSCHE 944 cup, 944 Cup

Lap	D	Time	Sector 1	Sector 2	Sector 3	T.Spd	Elapsed
1	1	3:24.897	1:03.470	1:33.163	48.264	127.1	3:24.897
2	1	3:03.332	53.847	1:22.636	46.849	188.5	6:28.229
3	1	3:26.303	59.408	1:32.804	54.091	154.9	9:54.532
4	1	3:02.213	53.318	1:22.040	46.855	189.5	12:56.745
5	1	3:12.690	58.379	1:27.063	47.248	151.9	16:09.435
6	1	3:00.615	52.613	1:21.329	46.673	191.5	19:10.050
7	1	3:00.666	52.532	1:21.166	46.968	191.8	22:10.716
8	1	3:21.122	57.567	1:31.579	51.976	153.2	25:31.838

926 — 1.Ronald VAN VLIET — PORSCHE GT4, GT4 Cup

Lap	D	Time	Sector 1	Sector 2	Sector 3	T.Spd	Elapsed
1	1	2:59.564	51.094	1:23.797	44.673	157.2	2:59.564
2	1	2:39.964	46.121	1:13.033	40.810	234.3	5:39.528
3	1	2:36.687	44.963	1:11.603	40.121	236.3	8:16.215
4	1	2:38.164	45.911	1:11.631	40.622	236.8	10:54.379
5	1	2:38.069	45.056	1:12.603	40.410	235.8	13:32.448
6	1	2:37.840	44.606	1:12.388	40.846	237.9	16:10.288
7	1	2:38.797	44.752	1:12.406	41.639	234.3	18:49.085
8	1	2:52.292 B	44.650	1:12.045	55.597	238.4	21:41.377
9	1	5:00.083 B	2:34.552	1:20.840	1:04.691	213.4	26:41.460

931 — 1.Hans WESTERBEEK — PORSCHE Cayman S, Cayman Cup

Lap	D	Time	Sector 1	Sector 2	Sector 3	T.Spd	Elapsed
1	1	3:04.275	52.770	1:24.234	47.271	151.5	3:04.275
2	1	2:58.407	51.024	1:20.076	47.307	212.6	6:02.682
3	1	2:56.034	49.954	1:19.415	46.665	206.9	8:58.716
4	1	2:50.606	48.916	1:18.058	43.632	217.3	11:49.322
5	1	2:51.056	48.552	1:18.590	43.914	203.4	14:40.378
6	1	2:49.617	48.466	1:17.596	43.555	214.7	17:29.995
7	1	3:05.667	53.935	1:24.451	47.281	166.9	20:35.662
8	1	2:51.276	48.308	1:17.399	45.569	220.9	23:26.938
9	1	3:57.929 B					27:24.867

933 — 1.Bob VAN INGE — PORSCHE Cayman, Cayman Cup

Lap	D	Time	Sector 1	Sector 2	Sector 3	T.Spd	Elapsed
1	1	3:01.565	51.770	1:23.867	45.928	162.4	3:01.565
2	1	2:46.555	47.802	1:16.052	42.701	221.8	5:48.120
3	1	2:45.972	47.906	1:15.494	42.572	215.6	8:34.092
4	1	2:46.391	47.508	1:15.765	43.118	201.9	11:20.483
5	1	2:50.046	47.963	1:16.191	45.892	220.0	14:10.529
6	1	2:48.380	47.520	1:17.108	43.752	223.1	16:58.909
7	1	2:45.236	46.970	1:15.881	42.385	222.2	19:44.145
8	1	2:46.064	47.184	1:15.729	43.151	222.2	22:30.209
9	1	2:51.550	47.427	1:16.233	47.890	224.5	25:21.759

951 — 1.Robert KRAANEVELD — PORSCHE GT3, RS Cup

Lap	D	Time	Sector 1	Sector 2	Sector 3	T.Spd	Elapsed
1	1	3:38.104	1:24.164	1:27.647	46.293	161.4	3:38.104
2	1	2:52.773	49.533	1:20.164	43.076	195.3	6:30.877
3	1	2:42.385	46.004	1:15.682	40.699	225.5	9:13.262
4	1	2:58.114 B	46.403	1:17.161	54.550	208.5	12:11.376
5	1	3:47.353	1:49.062	1:16.724	41.567	206.1	15:58.729
6	1	2:44.148	44.798	1:16.435	42.915	226.4	18:42.877
7	1	2:43.822	45.606	1:15.636	42.580	231.3	21:26.699
8	1	2:46.184	46.735	1:16.261	43.188	201.5	24:12.883
9	1	3:45.279 B	51.553	1:28.954	1:24.772	211.8	27:58.162

957 — 1.Niekjan STEEHOUWER — PORSCHE Cayman Cup, Cayman Cup

Lap	D	Time	Sector 1	Sector 2	Sector 3	T.Spd	Elapsed
1	1	2:55.891	48.222	1:22.329	45.340	162.7	2:55.891

ROADBOOK MOTOR CLASSIC
www.spasixhours.com
contact@roadbook.net

4-ACNN SERIES 2
SUPER SPA
Qualifying

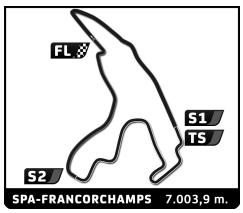

Sector Analysis

__ Invalidated Lap Personal Best Session Best **B** Crossing the pit lane

961 — 1.Edwin VAN WIJNGAARDE — PORSCHE 991.2 — RS Cup

Lap	D	Time	Sector 1	Sector 2	Sector 3	T.Spd	Elapsed
2	1	2:47.283	47.651	1:16.557	43.075	217.3	5:43.174
3	1	3:06.118	48.390	1:23.627	54.101	216.0	8:49.292
4	1	2:46.163	47.343	1:15.985	42.835	221.3	11:35.455
5	1	3:03.208	53.063	1:24.675	45.470	169.0	14:38.663
6	1	2:45.462	47.309	1:15.158	42.995	221.3	17:24.125
7	1	3:17.892 B	56.392	1:27.134	54.366	184.9	20:42.017
8	1	6:06.886 B	3:25.853	1:30.019	1:11.014	190.8	26:48.903
1	1	3:41.117	1:31.672	1:25.005	44.440	161.7	3:41.117
2	1	2:43.326	46.363	1:16.686	40.277	229.8	6:24.443
3	1	2:36.014	43.773	1:12.210	40.031	231.8	9:00.457
4	1	2:34.696	43.329	1:11.804	39.563	238.9	11:35.153
5	1	2:34.207	43.334	1:11.106	39.767	246.6	14:09.360
6	1	2:43.738 B	43.338	1:12.498	47.902	237.9	16:53.098
7	1	4:12.492	2:18.649	1:14.414	39.429	219.5	21:05.590
8	1	2:36.742	43.702	1:13.609	39.431	232.3	23:42.332
9	1	3:01.216 B	42.949	1:12.454	1:05.813	236.3	26:43.548

972 — 1.Marc VAN DER MEULEN — PORSCHE Cayman — Cayman Cup

Lap	D	Time	Sector 1	Sector 2	Sector 3	T.Spd	Elapsed
1	1	4:59.362	2:38.838	1:26.341	54.183	144.6	4:59.362
2	1	2:57.557	50.124	1:21.525	45.908	182.7	7:56.919
3	1	2:57.481	50.151	1:21.389	45.941	197.1	10:54.400
4	1	2:55.671	49.181	1:21.866	44.624	193.5	13:50.071
5	1	2:54.945	49.430	1:20.370	45.145	190.5	16:45.016
6	1	3:03.036	50.842	1:24.828	47.366	180.6	19:48.052
7	1	2:59.091	50.102	1:22.215	46.774	204.2	22:47.143
8	1	3:04.155	49.448	1:23.778	50.929	198.2	25:51.298

981 — 1.Jack ENGELS — PORSCHE Cayman GT4 — GT4 Cup

Lap	D	Time	Sector 1	Sector 2	Sector 3	T.Spd	Elapsed
1	1	3:40.678	1:26.787	1:28.433	45.458	173.6	3:40.678
2	1	2:53.258	49.625	1:21.151	42.482	183.7	6:33.936
3	1	2:43.182	46.378	1:15.062	41.742	235.3	9:17.118
4	1	2:43.522	46.759	1:14.553	42.210	231.8	12:00.640
5	1	2:44.216	46.110	1:17.027	41.079	233.8	14:44.856
6	1	2:40.521	45.982	1:13.970	40.569	236.8	17:25.377
7	1	2:44.035	47.654	1:15.079	41.302	229.8	20:09.412
8	1	2:39.901	45.870	1:13.384	40.647	235.8	22:49.313
9	1	2:44.115	45.334	1:16.393	42.388	235.8	25:33.428

982 — 1.Gijs VAN GOOSWILLIGEN — Porsche GT4 CS — GT4 Cup

Lap	D	Time	Sector 1	Sector 2	Sector 3	T.Spd	Elapsed
1	1	3:31.121	1:21.225	1:23.782	46.114	161.0	3:31.121
2	1	2:45.298	49.243	1:14.503	41.552	208.1	6:16.419
3	1	2:40.035	45.437	1:14.093	40.505	236.3	8:56.454
4	1	2:39.479	45.148	1:12.033	42.298	237.4	11:35.933
5	1	2:40.491	47.064	1:12.791	40.636	234.8	14:16.424
6	1	2:37.172	44.709	1:12.417	40.046	239.5	16:53.596
7	1	2:37.089	45.165	1:11.933	39.991	238.4	19:30.685
8	1	2:46.961 B	46.026	1:12.502	48.433	237.4	22:17.646
9	1	4:09.397 B	1:53.755	1:13.847	1:01.795	235.8	26:27.043

987 — 1.Jean-Paul HULSEBOS, 2.Joris HAVERMANS — PORSCHE Cayman — Cayman Cup

Lap	D	Time	Sector 1	Sector 2	Sector 3	T.Spd	Elapsed
1	1	3:53.552	1:35.254	1:27.802	50.496	172.8	3:53.552
2	1	2:51.332	48.586	1:18.414	44.332	198.9	6:44.884
3	1	2:54.426	48.355	1:21.142	44.929	209.3	9:39.310
4	1	2:48.884	49.344	1:16.022	43.518	216.4	12:28.194
5	1	2:55.768 B	49.001	1:16.162	50.605	217.7	15:23.962
6	1	4:05.956	2:04.292	1:17.994	43.670	142.1	19:29.918
7	1	2:48.843	48.494	1:16.647	43.702	209.7	22:18.761
8	1	2:47.856	47.944	1:16.781	43.131	220.4	25:06.617
9	1	3:56.620 B	49.870	1:39.018	1:27.732	146.5	29:03.237

989 — 1.Henk VAN NOREL — PORSCHE GT4RS — RS Cup

Lap	D	Time	Sector 1	Sector 2	Sector 3	T.Spd	Elapsed
1	1	3:29.799	1:20.308	1:23.592	45.899	167.7	3:29.799
2	1	2:39.513	46.711	1:12.982	39.820	231.8	6:09.312
3	1	2:34.486	43.353	1:11.386	39.747	245.5	8:43.798
4	1	2:32.563	43.370	1:10.665	38.528	252.3	11:16.361
5	1	2:41.675	44.211	1:15.465	41.999	235.3	13:58.036
6	1	2:35.259	43.449	1:11.080	40.730	236.8	16:33.295
7	1	2:34.201	42.809	1:11.746	39.646	238.9	19:07.496
8	1	2:33.076	43.977	1:10.375	38.724	216.0	21:40.572
9	1	2:47.650 B	44.604	1:13.943	49.103	229.8	24:28.222

991 — 1.Sander PIELKENROOD — PORSCHE 991 GT3 Cup — RS Cup

Lap	D	Time	Sector 1	Sector 2	Sector 3	T.Spd	Elapsed
1	1	4:54.211	2:35.112	1:27.532	51.567	135.8	4:54.211
2	1	2:40.814	45.298	1:14.905	40.611	240.0	7:35.025
3	1	2:35.834	43.331	1:12.829	39.674	251.7	10:10.859
4	1	2:40.307	45.116	1:14.329	40.862	246.6	12:51.166
5	1	2:36.023	43.615	1:11.851	40.557	252.9	15:27.189
6	1	2:34.513	43.532	1:11.183	39.798	247.7	18:01.702
7	1	2:35.092	43.009	1:11.186	40.897	250.6	20:36.794
8	1	2:35.341	43.033	1:12.963	39.345	254.1	23:12.135
9	1	2:38.376	43.066	1:14.663	40.647	251.2	25:50.511

993 — 1.Eric HESP — PORSCHE GT4 Clubsport — GT4 Cup

Lap	D	Time	Sector 1	Sector 2	Sector 3	T.Spd	Elapsed
1	1	3:00.752	49.889	1:24.550	46.313	140.6	3:00.752
2	1	2:45.456	47.249	1:16.395	41.812	231.8	5:46.208
3	1	2:45.102	46.847	1:16.667	41.588	231.8	8:31.310
4	1	2:44.463	46.538	1:16.377	41.548	231.8	11:15.773
5	1	2:44.156	46.456	1:15.438	42.262	235.8	13:59.929
6	1	2:41.849	46.465	1:14.516	40.868	232.3	16:41.778
7	1	2:42.117	46.069	1:14.656	41.392	234.8	19:23.895
8	1	2:43.853	46.750	1:15.439	41.664	228.3	22:07.748
9	1	2:41.043	45.504	1:14.532	41.007	234.8	24:48.791
10	1	4:05.519 B	47.654	1:46.322	1:31.543	231.3	28:54.310

ROADBOOK MOTOR CLASSIC
www.spasixhours.com
contact@roadbook.net

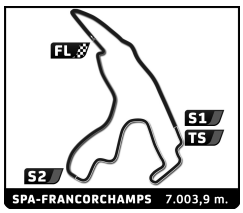

4-ACNN SERIES 2

SUPER SPA

Qualifying

Sector Analysis

__ Invalidated Lap Personal Best Session Best **B** Crossing the pit lane

997 1.Pelle VAN WAES — PORSCHE 997 GT3 Cup, RS Cup

Lap	D	Time	Sector 1	Sector 2	Sector 3	T.Spd	Elapsed
1	1	3:42.133	1:34.370	1:22.807	44.956	164.6	3:42.133
2	1	2:49.055	48.184	1:18.640	42.231	201.5	6:31.188
3	1	2:34.765	45.136	1:09.607	40.022	249.4	9:05.953
4	1	2:30.334	43.460	1:08.869	38.005	251.2	11:36.287
5	1	2:38.386	42.445	1:12.093	43.848	239.5	14:14.673
6	1	2:29.807	41.860	1:09.495	38.452	238.4	16:44.480
7	1	2:29.365	42.253	1:09.043	38.069	255.9	19:13.845
8	1	3:22.669 **B**	57.973	1:26.333	58.363	114.2	22:36.514

ROADBOOK MOTOR CLASSIC
www.spasixhours.com
contact@roadbook.net

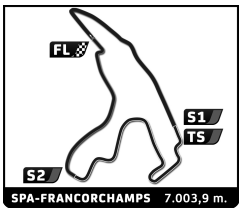

4-ACNN SERIES 2

SUPER SPA

Qualifying

Provisional Race Director Report

Hour	Flag	Message
14:45:00	GF	GREEN FLAG
14:50:59		TRACK LIMIT - LAP TIME DELETED FOR CAR 933 - T 17
14:51:17		TRACK LIMIT - LAP TIME DELETED FOR CAR 982 - T 17
14:52:33		TRACK LIMIT - LAP TIME DELETED FOR CAR 30 AND 987 - T 3
14:54:14		TRACK LIMIT - LAP TIME DELETED FOR CAR 961 AND 22 - T 17
14:54:34		TRACK LIMIT - LAP TIME DELETED FOR CAR 949 - T 3
14:55:24		TRACK LIMIT - LAP TIME DELETED FOR CAR 25 - T 3
14:55:48		TRACK LIMIT - LAP TIME DELETED FOR CAR 920 - T 3
14:57:23		TRACK LIMIT - LAP TIME DELETED FOR CAR 942 - T 3
14:57:31		TRACK LIMIT - LAP TIME DELETED FOR CAR 982 - T 3
14:57:50		TRACK LIMIT - LAP TIME DELETED FOR CAR 916 - T 3
14:58:14		TRACK LIMIT - LAP TIME DELETED FOR CAR 25 - T 3
14:58:53		TRACK LIMIT - LAP TIME DELETED FOR CAR 66 - T 3
15:00:00		TRACK LIMIT - LAP TIME DELETED FOR CAR 55 - T 17
15:01:34		TRACK LIMIT - LAP TIME DELETED FOR CAR 3 - T 3
15:01:40		TRACK LIMIT - LAP TIME DELETED FOR CAR 20 - T 3
15:01:54		TRACK LIMIT - LAP TIME DELETED FOR CAR 982 AND 30 - T 17
15:02:36		TRACK LIMIT - LAP TIME DELETED FOR CAR 30 - T 3
15:02:45		TRACK LIMIT - LAP TIME DELETED FOR CAR 22 - T 3
15:03:24		TRACK LIMIT - LAP TIME DELETED FOR CAR 73 - T 3
15:04:50		TRACK LIMIT - LAP TIME DELETED FOR CAR 989 - T 3
15:05:06		TRACK LIMIT - LAP TIME DELETED FOR CAR 981 - T 17
15:07:14		TRACK LIMIT - LAP TIME DELETED FOR CAR 903 - T 3
15:07:57		TRACK LIMIT - LAP TIME DELETED FOR CAR 993 - T 3
15:08:54		TRACK LIMIT - LAP TIME DELETED FOR CAR 26 - T 3
15:09:06	YF	YELLOW FLAG AT TURN 13
15:09:11	YF	YELLOW FLAG AT TURN 2,13
15:09:24	YF	DOUBLE YELLOW AT TURN 2 - YELLOW FLAG AT TURN 13
15:09:33	RF	RED FLAG
15:09:43	GF	GREEN FLAG
15:09:51	YF	DOUBLE YELLOW AT TURN 2
15:09:55	GF	GREEN FLAG
15:10:17	YF	YELLOW FLAG AT TURN 13
15:10:46	RF	RED FLAG
15:11:04		SESSION WILL NOT RESTART
15:12:52		NEXT SESSION WILL START AT 15.22

Published at: .....

Race Director:	Timekeeper:
Pierre-Louis DELETTRE	Mario ESTÉBANEZ

ROADBOOK MOTOR CLASSIC
www.spasixhours.com
contact@roadbook.net

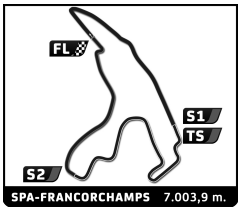

4-ACNN SERIES 2

SUPER SPA

Qualifying

Weather Report

Air Temperature

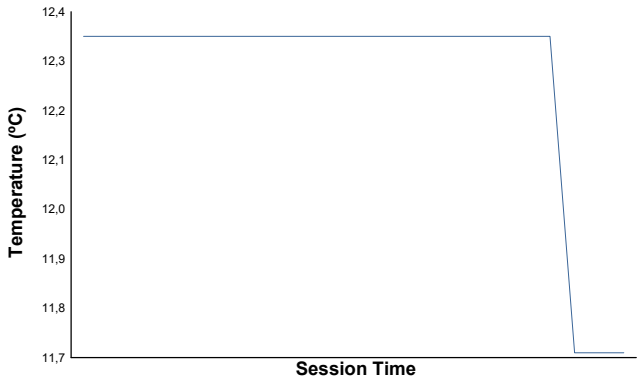

Track Temperature

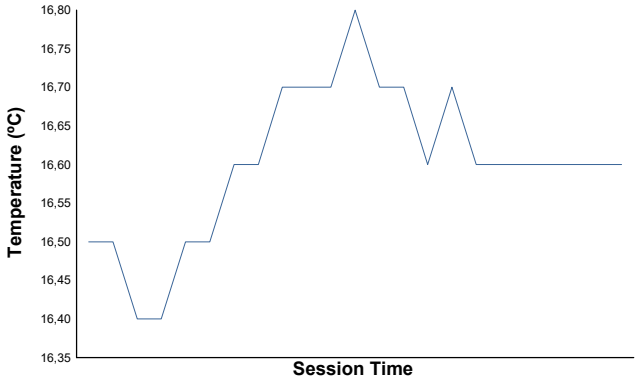

Humidity

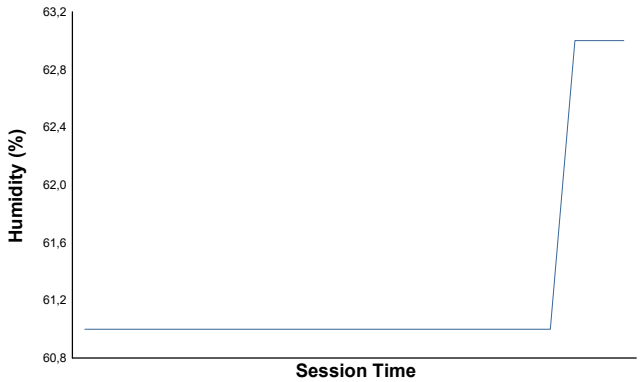

Pressure

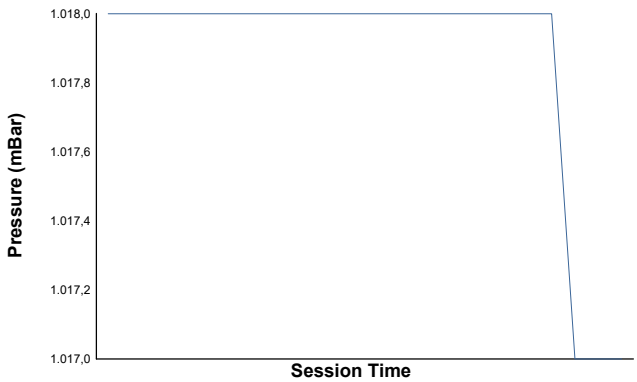

Wind Speed

Wind Direction

North=0º/360º East=90º South=180º West=270º

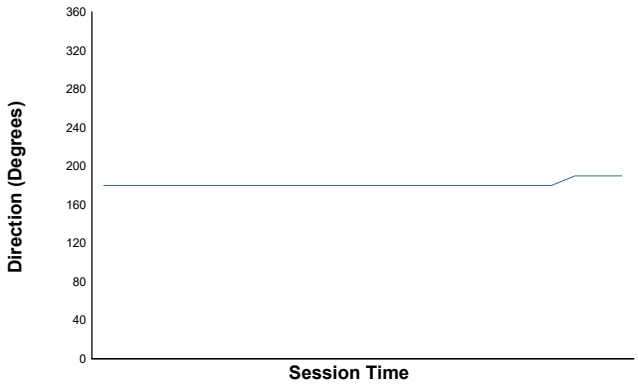

Track Status: **DRY**

ROADBOOK MOTOR CLASSIC
www.spasixhours.com
contact@roadbook.net

SUPER SPA

ACNN

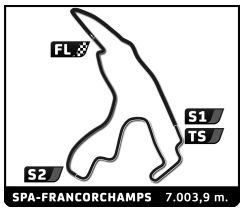

4-ACNN SERIES 2

SUPER SPA

Race 1 (1 Hour 1 Minute)

Final Starting Grid

Ryan MONE	47	- 20 -			
3:19.659 Hugh PEART	36	- 19 -	46	Garry GOODWIN	
3:12.458 Simon DYE	71	- 18 -	76	Jamy NAILARD	3:16.306
3:08.193 Jeffrey POUW	902	- 17 -	78	Richard GRAVESTOCK	3:10.250
3:01.835 Gary MARTIN	3	- 16 -	66	Julian DYE	3:04.250
3:00.054 James BRODIE	20	- 15 -	920	Han WANNET	3:00.615
2:56.093 Jamie MCHUGH	25	- 14 -	903	Jürgen SCHLÖSSER	2:59.613
2:53.532 Nick CAREY	73	- 13 -	30	Clayton SAMPSON	2:53.768
2:52.193 John LOVELL	22	- 12 -	26	Stephen POTTS	2:52.232
2:51.916 Colin TESTER	91	- 11 -	55	Stuart MARSTON	2:52.057
2:49.617 Hans WESTERBEEK	931	- 10 -	8	Andrew DUCE	2:50.480
2:47.813 Paul SIMPSON	88	- 9 -	910	Andreas PAASSEN	2:49.459
2:45.462 Niekjan STEEHOUWER	957	- 8 -	17	Richard NEALL	2:46.484
2:42.385 Robert KRAANEVELD	951	- 7 -	933	Bob VAN INGE	2:45.236
2:39.901 Jack ENGELS	981	- 6 -	993	Eric HESP	2:41.849
2:36.687 Ronald VAN VLIET	926	- 5 -	982	Gijs VAN GOOSWILLIGEN	2:37.089
2:34.207 Edwin VAN WIJNGAARDEN	961	- 4 -	991	Sander PIELKENROOD	2:34.513
2:29.365 Pelle VAN WAES	997	- 3 -	989	Henk VAN NOREL	2:32.563
2:54.945 Marc VAN DER MEULEN	972	- 2 -	96	Charlie DYE	2:57.793
2:47.856 Jean-Paul HULSEBOS	987	- 1 -	916	Marvin VAN DONGEN	2:48.991

Pole

CARS #997, #989, #961, #991, #926, #982, #981, #993, #951, #933, #957, #17, #88, #910, #931, #8, #91, #55, #22, #26, #73, #30, #972, #25, #903, #20, #920, #3, #66, #902, #78, #71, #76, #36 & #46 - BACK OF THE GRID - STEWARDS DECISION
CAR #47 - BACK OF THE GRID - STEWARDS DECISION

Stewards:
Jan DHONDT Guy DAUBRIE Peter GEENS

Timekeeper:
Mario ESTÉBANEZ

ROADBOOK MOTOR CLASSIC
www.spasixhours.com
contact@roadbook.net

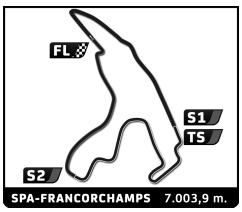

4-ACNN SERIES 2

SUPER SPA

Race 1 (1 Hour 1 Minute)

Final Classification

	No	Drivers	Team	Car	Cl.	Laps	Total Time	Gap	Kph	Best Lap Lap	Best Lap Time	Best Lap Kph
1	997	P. VAN WAES		PORSCHE 997 GT3 Cup	RS Cup	20	**1:02:54.052**	-	133.5	2	**2:50.826**	147.6
2	989	H. VAN NOREL		PORSCHE GT4RS	RS Cup	20	**1:03:45.499**	+51.447	131.7	19	**2:52.030**	146.6
3	981	J. ENGELS		PORSCHE Cayman GT4	GT4 Cup	20	**1:04:20.834**	+1:26.782	130.5	20	**2:57.868**	141.8
4	982	G. VAN GOOSWILLIGEN		Porsche GT4 CS	GT4 Cup	20	**1:04:58.244**	+2:04.192	129.2	19	**2:56.514**	142.8
5	926	R. VAN VLIET		PORSCHE GT4	GT4 Cup	20	**1:05:08.024**	+2:13.972	128.9	19	**2:55.598**	143.6
6	993	E. HESP		PORSCHE GT4 Clubsport	GT4 Cup	20	**1:05:12.241**	+2:18.189	128.8	20	**3:00.814**	139.4
7	933	B. VAN INGE		PORSCHE Cayman	Cayman C	20	**1:05:34.606**	+2:40.554	128.1	20	**3:02.684**	138.0
8	961	E. VAN WIJNGAARDEN		PORSCHE 991.2	RS Cup	20	**1:05:36.195**	+2:42.143	128.0	3	**2:56.290**	143.0
9	991	S. PIELKENROOD		PORSCHE 991 GT3 Cup	RS Cup	19	**1:03:51.877**	1 Lap	124.9	4	**3:00.960**	139.3
10	987	J. HULSEBOS / J. HAVERMANS		PORSCHE Cayman	Cayman C	19	**1:04:17.909**	1 Lap	124.1	19	**3:06.876**	134.9
11	957	N. STEEHOUWER		PORSCHE Cayman Cup	Cayman C	19	**1:05:30.004**	1 Lap	121.8	19	**3:11.463**	131.7
12	916	M. VAN DONGEN		PORSCHE Cayman S	Cayman C	19	**1:05:40.930**	1 Lap	121.5	3	**3:13.288**	130.4
13	951	R. KRAANEVELD		PORSCHE GT3	RS Cup	18	**1:03:28.127**	2 Laps	119.1	18	**3:15.288**	129.1
14	55	S. MARSTON		PORSCHE Cayman S	Cayman C	18	**1:04:04.716**	2 Laps	117.9	16	**3:18.949**	126.7
15	8	A. DUCE		PORSCHE Boxster S	GT Cup	18	**1:04:09.992**	2 Laps	117.8	18	**3:18.532**	127.0
16	910	A. PAASSEN		Porsche 911 RSR	RS Cup	18	**1:04:12.943**	2 Laps	117.7	18	**3:13.354**	130.4
17	972	M. VAN DER MEULEN		PORSCHE Cayman	Cayman C	18	**1:05:27.222**	2 Laps	115.5	17	**3:17.363**	127.8
18	91	C. TESTER		PORSCHE Cayman S	Cayman C	18	**1:05:28.304**	2 Laps	115.4	18	**3:19.549**	126.4
19	931	H. WESTERBEEK		PORSCHE Cayman S	Cayman C	18	**1:05:46.583**	2 Laps	114.9	14	**3:20.714**	125.6
20	17	R. NEALL		PORSCHE 997-2	GT4 Cup	18	**1:06:00.916**	2 Laps	114.5	18	**3:18.260**	127.2
21	96	C. DYE		PORSCHE Boxster S	GT Cup	18	**1:06:12.234**	2 Laps	114.1	14	**3:25.144**	122.9
22	46	G. GOODWIN / M. GOODWIN		PORSCHE Boxster S	GT Cup	17	**1:03:19.839**	3 Laps	112.7	16	**3:22.588**	124.5
23	66	J. DYE		PORSCHE Boxster S	GT Cup	17	**1:03:51.692**	3 Laps	111.8	16	**3:28.098**	121.2
24	25	J. MCHUGH		PORSCHE Boxster S	GT Cup	17	**1:05:31.943**	3 Laps	108.9	3	**3:34.665**	117.5
25	73	N. CAREY / J. CAREY		PORSCHE 968	GT Cup	16	**1:03:03.820**	4 Laps	106.5	16	**3:28.473**	120.9
26	26	S. POTTS / P. HAMMOND		PORSCHE 968	GT Cup	16	**1:03:13.608**	4 Laps	106.2	6	**3:32.165**	118.8
27	30	C. SAMPSON / E. SAMPSON		PORSCHE 968	GT Cup	16	**1:04:10.141**	4 Laps	104.7	16	**3:33.590**	118.0
28	20	J. BRODIE / R. KING		PORSCHE Boxster S	GT Cup	16	**1:04:39.915**	4 Laps	103.9	3	**3:32.540**	118.6
29	22	J. LOVELL / J. BROWN		PORSCHE Boxster S	GT Cup	16	**1:05:05.538**	4 Laps	103.2	3	**3:26.295**	122.2
30	88	P. SIMPSON		PORSCHE Cayman 987-2	Cayman C	16	**1:05:29.732**	4 Laps	102.5	3	**3:34.072**	117.8
31	76	J. NAILARD		PORSCHE Cayman S	Cayman C	16	**1:05:35.360**	4 Laps	102.4	15	**3:36.783**	116.3
32	920	H. WANNET		PORSCHE 944 cup	944 Cup	16	**1:06:12.259**	4 Laps	101.5	16	**3:43.298**	112.9
33	902	J. POUW		PORSCHE 944 Cup	944 Cup	16	**1:06:16.803**	4 Laps	101.3	16	**3:46.014**	111.6
34	3	G. MARTIN / F. GETINO		PORSCHE Boxster S	GT Cup	15	**1:03:00.797**	5 Laps	99.9	13	**3:52.857**	108.3
35	71	S. DYE / A. DYE		PORSCHE Boxster S	GT Cup	15	**1:03:39.552**	5 Laps	98.9	15	**3:42.320**	113.4
36	36	H. PEART		PORSCHE 924	944 Cup	15	**1:06:45.052**	5 Laps	94.3	9	**4:03.518**	103.5
37	47	R. MONE		PORSCHE 944 S2	GT Cup	14	**1:03:50.064**	6 Laps	92.1	14	**3:18.644**	126.9
38	78	R. GRAVESTOCK / P. WATERS		PORSCHE 968	GT Cup	14	**1:04:20.338**	6 Laps	91.3	13	**3:45.767**	111.7
39	903	J. SCHLÖSSER		PORSCHE Boxster	Boxster Cu							

Pole Position:		Jean-Paul HULSEBOS	**2:47.856**	150.2 Kph
Fastest Lap:	Lap 2	Pelle VAN WAES	**2:50.826**	147.6 Kph

CAR #997 - TIME PENALTY OF 5 SECONDS FOR OVERTAKING OUTSIDE THE TRACK
CAR #951 - TIME PENALTY OF 4,140 SECONDS DUE TO PIT STOP INFRIGEMENT

Published at: .....

Track Status: **WET**

Stewards:
Jan DHONDT Guy DAUBRIE Peter GEENS

Timekeeper:
Mario ESTÉBANEZ

ROADBOOK MOTOR CLASSIC
www.spasixhours.com
contact@roadbook.net

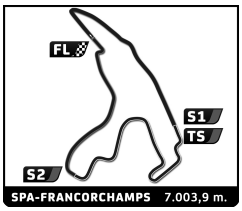

4-ACNN SERIES 2

SUPER SPA

Race 1 (1 Hour 1 Minute)

Final Classification by Class

	No	Drivers	Team	Car	Laps	Total Time	Gap	Kph	Lap	Best Lap Time	Kph
GT Cup											
1	8	A. DUCE		PORSCHE Boxster S	18	1:04:09.992		117.8	18	3:18.532	127.0
2	96	C. DYE		PORSCHE Boxster S	18	1:06:12.234	+2'02.242	114.1	14	3:25.144	122.9
3	46	G. GOODWIN / M. GOODWIN		PORSCHE Boxster S	17	1:03:19.839	1 Lap	112.7	16	3:22.588	124.5
4	66	J. DYE		PORSCHE Boxster S	17	1:03:51.692	1 Lap	111.8	16	3:28.098	121.2
5	25	J. MCHUGH		PORSCHE Boxster S	17	1:05:31.943	1 Lap	108.9	3	3:34.665	117.5
6	73	N. CAREY / J. CAREY		PORSCHE 968	16	1:03:03.820	2 Laps	106.5	16	3:28.473	120.9
7	26	S. POTTS / P. HAMMOND		PORSCHE 968	16	1:03:13.608	2 Laps	106.2	6	3:32.165	118.8
8	30	C. SAMPSON / E. SAMPSON		PORSCHE 968	16	1:04:10.141	2 Laps	104.7	16	3:33.590	118.0
9	20	J. BRODIE / R. KING		PORSCHE Boxster S	16	1:04:39.915	2 Laps	103.9	3	3:32.540	118.6
10	22	J. LOVELL / J. BROWN		PORSCHE Boxster S	16	1:05:05.538	2 Laps	103.2	3	3:26.295	122.2
11	3	G. MARTIN / F. GETINO		PORSCHE Boxster S	15	1:03:00.797	3 Laps	99.9	13	3:52.857	108.3
12	71	S. DYE / A. DYE		PORSCHE Boxster S	15	1:03:39.552	3 Laps	98.9	15	3:42.320	113.4
13	47	R. MONE		PORSCHE 944 S2	14	1:03:50.064	4 Laps	92.1	14	3:18.644	126.9
14	78	R. GRAVESTOCK / P. WATERS		PORSCHE 968	14	1:04:20.338	4 Laps	91.3	13	3:45.767	111.7
GT4 Cup											
1	981	J. ENGELS		PORSCHE Cayman GT4	20	1:04:20.834		130.5	20	2:57.868	141.8
2	982	G. VAN GOOSWILLIGEN		Porsche GT4 CS	20	1:04:58.244	+37.410	129.2	19	2:56.514	142.8
3	926	R. VAN VLIET		PORSCHE GT4	20	1:05:08.024	+47.190	128.9	19	2:55.598	143.6
4	993	E. HESP		PORSCHE GT4 Clubsport	20	1:05:12.241	+51.407	128.8	20	3:00.814	139.4
5	17	R. NEALL		PORSCHE 997-2	18	1:06:00.916	2 Laps	114.5	18	3:18.260	127.2
Cayman Cup											
1	933	B. VAN INGE		PORSCHE Cayman	20	1:05:34.606		128.1	20	3:02.684	138.0
2	987	J. HULSEBOS / J. HAVERMANS		PORSCHE Cayman	19	1:04:17.909	1 Lap	124.1	19	3:06.876	134.9
3	957	N. STEEHOUWER		PORSCHE Cayman Cup	19	1:05:30.004	1 Lap	121.8	19	3:11.463	131.7
4	916	M. VAN DONGEN		PORSCHE Cayman S	19	1:05:40.930	1 Lap	121.5	3	3:13.288	130.4
5	55	S. MARSTON		PORSCHE Cayman S	18	1:04:04.716	2 Laps	117.9	16	3:18.949	126.7
6	972	M. VAN DER MEULEN		PORSCHE Cayman	18	1:05:27.222	2 Laps	115.5	17	3:17.363	127.8
7	91	C. TESTER		PORSCHE Cayman S	18	1:05:28.304	2 Laps	115.4	18	3:19.549	126.4
8	931	H. WESTERBEEK		PORSCHE Cayman S	18	1:05:46.583	2 Laps	114.9	14	3:20.714	125.6
9	88	P. SIMPSON		PORSCHE Cayman 987-2	16	1:05:29.732	4 Laps	102.5	3	3:34.072	117.8
10	76	J. NAILARD		PORSCHE Cayman S	16	1:05:35.360	4 Laps	102.4	15	3:36.783	116.3
944 Cup											
1	920	H. WANNET		PORSCHE 944 cup	16	1:06:12.259		101.5	16	3:43.298	112.9
2	902	J. POUW		PORSCHE 944 Cup	16	1:06:16.803	+4.544	101.3	16	3:46.014	111.6
3	36	H. PEART		PORSCHE 924	15	1:06:45.052	1 Lap	94.3	9	4:03.518	103.5
RS Cup											
1	997	P. VAN WAES		PORSCHE 997 GT3 Cup	20	1:02:54.052		133.5	2	2:50.826	147.6
2	989	H. VAN NOREL		PORSCHE GT4RS	20	1:03:45.499	+51.447	131.7	19	2:52.030	146.6
3	961	E. VAN WIJNGAARDEN		PORSCHE 991.2	20	1:05:36.195	+2'42.143	128.0	3	2:56.290	143.0
4	991	S. PIELKENROOD		PORSCHE 991 GT3 Cup	19	1:03:51.877	1 Lap	124.9	4	3:00.960	139.3
5	951	R. KRAANEVELD		PORSCHE GT3	18	1:03:28.127	2 Laps	119.1	18	3:15.288	129.1
6	910	A. PAASSEN		Porsche 911 RSR	18	1:04:12.943	2 Laps	117.7	18	3:13.354	130.4
Boxster Cup											
1	903	J. SCHLÖSSER		PORSCHE Boxster							

CAR #997 - TIME PENALTY OF 5 SECONDS FOR OVERTAKING OUTSIDE THE TRACK
CAR #951 - TIME PENALTY OF 4,140 SECONDS DUE TO PIT STOP INFRIGEMENT

Track Status: **WET**

Published at: .....

Stewards:
Jan DHONDT Guy DAUBRIE Peter GEENS

Timekeeper:
Mario ESTÉBANEZ

ROADBOOK MOTOR CLASSIC
www.spasixhours.com
contact@roadbook.net

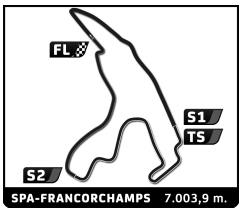

4-ACNN SERIES 2

SUPER SPA

Race 1

Lap Chart

No	Pos	Grid	Lap 1	2	3	4	5	6	7	8	9	10	11	12	13	14	15	16	17	18	19	20
987	1	987	997	997	997	997	997	989	989	989	989	997	997	997	997	997	997	997	997	997	997	997
916	2	916	989	989	989	989	989	961	961	961	981	989	989	989	989	989	989	989	989	989	989	989
972	3	972	961	961	961	961	961	981	981	981	961	981	981	981	981	981	981	981	981	981	981	981
96	4	96	987	981	981	981	981	982	982	982	997	993	993	993	993	993	993	993	993	982	982	982
997	5	997	981	991	991	991	991	991	926	926	982	933	933	933	933	933	982	982	982	926	926	926
989	6	989	916	982	982	982	982	926	997	997	926	982	982	982	982	982	933	926	926	993	993	993
961	7	961	991	926	926	926	926	993	993	993	993	961	926	926	926	926	926	933	933	933	933	933
991	8	991	982	987	993	993	993	997	991	933	933	926	961	961	961	961	961	961	961	961	961	961
926	9	926	926	993	987	933	933	933	933	987	991	957	957	957	991	991	991	991	991	991	991	
982	10	982	993	916	933	987	987	987	987	916	957	991	991	991	957	987	987	987	987	987	987	
981	11	981	972	933	916	916	916	916	916	991	987	987	987	987	987	957	957	957	957	957	957	
993	12	993	933	972	951	951	951	951	951	957	951	916	916	916	916	916	916	916	916	916	916	
951	13	951	96	951	972	957	957	957	957	951	916	951	951	951	951	951	951	951	951	951		
933	14	933	951	957	957	972	972	972	910	91	91	91	91	91	91	55	55	55	55	55		
957	15	957	957	931	910	910	910	910	972	96	96	96	8	55	55	91	8	8	8	8		
17	16	17	931	96	96	96	91	91	91	910	8	8	55	8	8	8	910	910	910	910		
88	17	88	22	22	22	91	96	96	96	972	55	55	96	96	910	910	972	972	972	972		
910	18	910	17	910	91	22	26	26	47	8	46	910	910	910	972	972	931	91	91	91		
931	19	931	88	17	55	55	47	47	26	55	910	972	972	972	931	931	91	931	931	931		
8	20	8	910	91	17	8	66	66	66	46	972	931	931	931	96	96	96	96	96	17		
91	21	91	91	88	8	20	20	20	8	47	931	17	17	17	17	17	17	17	17	96		
55	22	55	20	55	88	26	30	8	55	26	17	66	66	46	46	46	46	46	46			
22	23	22	8	20	20	17	8	55	46	66	25	46	46	66	66	66	66	66	66			
26	24	26	55	8	26	66	55	46	931	931	66	25	25	25	25	25	25	25	25			
73	25	73	26	26	931	931	46	17	17	17	26	26	26	26	26	26	26	73				
30	26	30	25	25	25	25	17	931	25	25	30	30	73	73	73	73	73	26				
25	27	25	73	73	73	47	931	30	920	920	920	73	920	902	30	30	30	30				
903	28	903	66	66	66	88	25	25	902	902	902	920	902	30	902	20	20	20				
20	29	20	920	920	47	30	920	920	88	30	73	902	30	920	20	88	22	22				
920	30	920	30	30	30	46	88	88	3	76	20	20	20	20	88	22	88	88				
3	31	3	3	47	920	920	3	3	20	73	88	88	88	88	22	76	76	76				
66	32	66	902	3	46	73	902	902	30	88	3	76	76	76	76	902	920	920				
902	33	902	47	902	3	3	76	73	76	3	76	3	3	22	920	920	902	902				
78	34	78	46	46	902	902	71	76	71	20	36	22	22	3	3	3	3					
71	35	71	76	76	76	76	73	71	73	36	22	36	71	71	71	71	71					
76	36	76	71	71	71	71	78	22	36	71	71	71	36	36	36	36	36					
36	37	36	78	78	78	78	22	36	22	22	78	78	78	78	47	47						
46	38	46	36	36	36	36	36	78	78	78	47	47	47	47	78	78						
47	39	47																				

ROADBOOK
MOTOR CLASSIC
www.spasixhours.com
contact@roadbook.net

N N

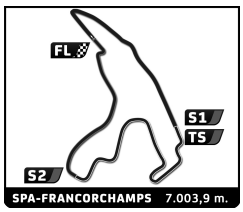

4-ACNN SERIES 2

SUPER SPA

Race 1

Best Sector Times

	Sector 1		Sector 2		Sector 3						
	No Driver	Time	No Driver	Time	No Driver	Time		No Team	Class	Ideal Lap	Best Lap
1	997 P.VAN WAES	46.981	997 P.VAN WAES	1:19.515	997 P.VAN WAES	42.760	1	997	RS Cup	2:49.256	2:50.826 (1)
2	989 H.VAN NOREL	47.297	989 H.VAN NOREL	1:20.690	989 H.VAN NOREL	44.043	2	989	RS Cup	2:52.030	2:52.030 (2)
3	961 E.VAN WIJNGAARDEN	47.853	982 G.VAN GOOSWILLIGEN	1:20.914	981 J.ENGELS	44.554	3	961	RS Cup	2:54.751	2:56.290 (4)
4	982 G.VAN GOOSWILLIGEN	48.866	926 R.VAN VLIET	1:21.536	993 E.HESP	44.600	4	982	GT4 Cup	2:54.817	2:56.514 (5)
5	926 R.VAN VLIET	49.050	961 E.VAN WIJNGAARDEN	1:21.994	926 R.VAN VLIET	44.752	5	926	GT4 Cup	2:55.338	2:55.598 (3)
6	993 E.HESP	49.573	981 J.ENGELS	1:22.796	961 E.VAN WIJNGAARDEN	44.904	6	981	GT4 Cup	2:57.363	2:57.868 (6)
7	981 J.ENGELS	50.013	933 B.VAN INGE	1:24.424	982 G.VAN GOOSWILLIGEN	45.037	7	993	GT4 Cup	2:59.226	3:00.814 (7)
8	991 S.PIELKENROOD	50.117	991 S.PIELKENROOD	1:24.861	991 S.PIELKENROOD	45.982	8	991	RS Cup	3:00.960	3:00.960 (8)
9	933 B.VAN INGE	51.297	993 E.HESP	1:25.053	933 B.VAN INGE	46.730	9	933	Cayman Cup	3:02.451	3:02.684 (9)
10	910 A.PAASSEN	52.193	987 J.HULSEBOS	1:25.761	987 J.HULSEBOS	47.987	10	987	Cayman Cup	3:06.830	3:06.876 (10)
11	951 R.KRAANEVELD	52.630	916 M.VAN DONGEN	1:27.970	916 M.VAN DONGEN	48.978	11	916	Cayman Cup	3:10.733	3:13.288 (12)
12	987 J.HULSEBOS	53.082	910 A.PAASSEN	1:29.819	951 R.KRAANEVELD	49.247	12	910	RS Cup	3:11.301	3:13.354 (13)
13	916 M.VAN DONGEN	53.785	47 R.MONE	1:30.007	910 A.PAASSEN	49.289	13	951	RS Cup	3:14.411	3:15.288 (14)
14	17 R.NEALL	54.204	972 M.VAN DER MEULEN	1:31.035	17 R.NEALL	49.335	14	972	Cayman Cup	3:16.597	3:17.363 (15)
15	55 S.MARSTON	54.592	8 A.DUCE	1:31.754	972 M.VAN DER MEULEN	50.371	15	17	GT4 Cup	3:17.227	3:18.260 (16)
16	91 C.TESTER	54.854	931 H.WESTERBEEK	1:32.032	55 S.MARSTON	50.648	16	47	GT Cup	3:17.387	3:18.644 (18)
17	972 M.VAN DER MEULEN	55.191	55 S.MARSTON	1:32.371	91 C.TESTER	50.740	17	55	Cayman Cup	3:17.611	3:18.949 (19)
18	8 A.DUCE	55.232	951 R.KRAANEVELD	1:32.534	47 R.MONE	51.003	18	8	GT Cup	3:18.234	3:18.532 (17)
19	931 H.WESTERBEEK	55.797	91 C.TESTER	1:32.955	931 H.WESTERBEEK	51.051	19	91	Cayman Cup	3:18.549	3:19.549 (20)
20	47 R.MONE	56.377	46 G.GOODWIN	1:33.255	8 A.DUCE	51.248	20	931	Cayman Cup	3:18.880	3:20.714 (21)
21	46 G.GOODWIN	56.386	17 R.NEALL	1:33.688	96 C.DYE	52.092	21	46	GT Cup	3:22.184	3:22.588 (22)
22	22 J.LOVELL	56.633	96 C.DYE	1:33.726	73 N.CAREY	52.460	22	96	GT Cup	3:23.669	3:25.144 (23)
23	66 J.DYE	57.061	22 J.LOVELL	1:35.362	46 G.GOODWIN	52.543	23	22	GT Cup	3:24.672	3:26.295 (24)
24	96 C.DYE	57.851	26 S.POTTS	1:36.231	22 J.LOVELL	52.677	24	66	GT Cup	3:27.300	3:28.098 (25)
25	30 C.SAMPSON	58.023	73 N.CAREY	1:36.857	66 J.DYE	53.094	25	73	GT Cup	3:27.444	3:28.473 (26)
26	73 N.CAREY	58.127	66 J.DYE	1:37.145	20 J.BRODIE	53.900	26	26	GT Cup	3:30.666	3:32.165 (27)
27	76 J.NAILARD	58.990	20 J.BRODIE	1:37.778	88 P.SIMPSON	54.130	27	20	GT Cup	3:31.534	3:32.540 (28)
28	26 S.POTTS	59.687	25 J.MCHUGH	1:39.327	30 C.SAMPSON	54.202	28	30	GT Cup	3:33.590	3:33.590 (29)
29	88 P.SIMPSON	59.700	88 P.SIMPSON	1:39.950	25 J.MCHUGH	54.361	29	88	Cayman Cup	3:33.780	3:34.072 (30)
30	20 J.BRODIE	59.856	30 C.SAMPSON	1:41.365	26 S.POTTS	54.748	30	25	GT Cup	3:33.874	3:34.665 (31)
31	25 J.MCHUGH	1:00.186	76 J.NAILARD	1:41.424	76 J.NAILARD	55.570	31	76	Cayman Cup	3:35.984	3:36.783 (32)
32	71 S.DYE	1:01.127	920 H.WANNET	1:42.591	71 S.DYE	56.694	32	71	GT Cup	3:42.320	3:42.320 (33)
33	78 R.GRAVESTOCK	1:02.148	78 R.GRAVESTOCK	1:43.533	920 H.WANNET	57.021	33	920	944 Cup	3:42.656	3:43.298 (34)
34	902 J.POUW	1:02.545	71 S.DYE	1:44.499	3 G.MARTIN	58.107	34	78	GT Cup	3:44.705	3:45.767 (35)
35	920 H.WANNET	1:03.044	902 J.POUW	1:44.523	902 J.POUW	58.516	35	902	944 Cup	3:45.584	3:46.014 (36)
36	3 G.MARTIN	1:06.097	3 G.MARTIN	1:46.591	78 R.GRAVESTOCK	59.024	36	3	GT Cup	3:50.795	3:52.857 (37)
37	36 H.PEART	1:08.802	36 H.PEART	1:49.824	36 H.PEART	1:02.810	37	36	944 Cup	4:01.436	4:03.518 (38)

ROADBOOK MOTOR CLASSIC
www.spasixhours.com
contact@roadbook.net

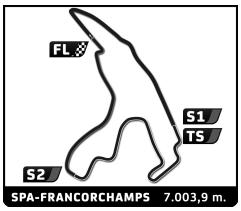

4-ACNN SERIES 2

SUPER SPA

Race 1

Best Top Speed

Team	Car	Class	Top Speed Driver	Top 1 Kph	Top 1 Lap	Top 2 Kph	Top 2 Lap	Top 3 Kph	Top 3 Lap	Top 4 Kph	Top 4 Lap	Top 5 Kph	Top 5 Lap	Avg
989	PORSCHE GT4RS	RS Cup	H. VAN NOREL	231.3	15	222.7	13	214.3	4	213.9	18	206.5	3	217,7
981	PORSCHE Cayman GT4	GT4 Cup	J. ENGELS	215.1	19	213.0	20	204.5	3	202.6	4	200.4	12	207,1
926	PORSCHE GT4	GT4 Cup	R. VAN VLIET	211.4	14	201.5	18	201.1	3	197.1	17	196.0	19	201,4
997	PORSCHE 997 GT3 Cup	RS Cup	P. VAN WAES	207.3	20	201.5	18	198.9	16	196.4	2	183.7	3	197,6
993	PORSCHE GT4 Clubsport	GT4 Cup	E. HESP	198.5	14	194.9	20	191.8	19	190.1	6	187.8	3	192,6
916	PORSCHE Cayman S	Cayman Cup	M. VAN DONGEN	197.8	19	195.3	13	193.2	17	186.9	18	176.8	3	190,0
961	PORSCHE 991.2	RS Cup	E. VAN WIJNGAARDEN	196.4	3	186.9	7	186.2	18	186.2	4	184.6	13	188,1
982	Porsche GT4 CS	GT4 Cup	G. VAN GOOSWILLIGEN	196.0	20	188.5	15	187.2	17	186.5	19	185.2	13	188,7
991	PORSCHE 991 GT3 Cup	RS Cup	S. PIELKENROOD	193.9	16	190.5	4	183.7	6	180.3	18	180.0	2	185,7
987	PORSCHE Cayman	Cayman Cup	J. HULSEBOS	185.6	18	181.5	19	179.4	17	170.9	15	170.6	6	177,6
55	PORSCHE Cayman S	Cayman Cup	S. MARSTON	185.2	17	177.3	15	175.0	16	172.2	12	168.5	13	175,6
933	PORSCHE Cayman	Cayman Cup	B. VAN INGE	184.6	19	183.1	15	180.3	20	180.0	17	177.0	4	181,0
8	PORSCHE Boxster S	GT Cup	A. DUCE	183.4	5	181.5	17	178.5	12	177.3	18	175.9	15	179,3
66	PORSCHE Boxster S	GT Cup	J. DYE	181.8	14	174.2	17	174.2	11	169.8	16	168.7	12	173,7
951	PORSCHE GT3	RS Cup	R. KRAANEVELD	181.5	18	173.9	12	166.7	4	164.9	6	161.9	17	169,8
46	PORSCHE Boxster S	GT Cup	G. GOODWIN	181.2	15	176.5	9	175.9	13	173.1	14	172.5	17	175,8
17	PORSCHE 997-2	GT4 Cup	R. NEALL	180.0	18	170.3	17	166.4	15	165.9	13	157.2	2	168,0
931	PORSCHE Cayman S	Cayman Cup	H. WESTERBEEK	179.4	17	173.9	18	167.7	16	164.6	14	159.8	3	169,1
910	Porsche 911 RSR	RS Cup	A. PAASSEN	177.0	17	170.9	18	170.3	15	167.4	7	162.7	13	169,7
25	PORSCHE Boxster S	GT Cup	J. MCHUGH	176.5	3	168.2	2	164.6	4	163.6	15	160.7	17	166,7
47	PORSCHE 944 S2	GT Cup	R. MONE	174.8	3	172.5	14	168.2	12	164.6	10	161.4	5	168,3
972	PORSCHE Cayman	Cayman Cup	M. VAN DER MEULEN	172.8	16	163.6	5	163.1	17	158.6	4	155.8	15	162,8
91	PORSCHE Cayman S	Cayman Cup	C. TESTER	172.5	13	170.3	4	169.8	3	168.7	17	165.9	18	169,4
96	PORSCHE Boxster S	GT Cup	C. DYE	169.3	13	168.7	15	164.9	18	162.4	17	161.4	16	165,3
73	PORSCHE 968	GT Cup	N. CAREY	168.2	15	166.7	13	161.4	14	156.3	12	154.3	16	161,4
22	PORSCHE Boxster S	GT Cup	J. LOVELL	164.6	14	162.9	15	162.4	4	158.8	13	155.6	3	160,9
76	PORSCHE Cayman S	Cayman Cup	J. NAILARD	164.1	14	157.0	15	152.5	5	149.2	11	148.1	9	154,2
20	PORSCHE Boxster S	GT Cup	J. BRODIE	163.9	3	158.1	14	156.1	13	151.3	12	150.8	15	156,0
30	PORSCHE 968	GT Cup	C. SAMPSON	163.4	15	161.2	13	156.5	5	154.9	12	152.1	14	157,6
902	PORSCHE 944 Cup	944 Cup	J. POUW	162.4	16	149.6	11	144.0	12	138.8	13	138.6	14	146,7
78	PORSCHE 968	GT Cup	R. [illegible]	158.6	2	146.9	13	146.5	14	141.0	5	139.2	12	146,4
920	PORSCHE 944 cup	944 Cup	H. WANNET	152.1	13	146.3	16	143.4	3	141.9	14	137.6	11	144,3
26	PORSCHE 968	GT Cup	S. POTTS	151.7	2	151.3	6	149.2	3	147.9	15	141.0	4	148,2
71	PORSCHE Boxster S	GT Cup	S. DYE	150.6	15	148.6	14	145.4	3	144.6	13	139.7	12	145,8
88	PORSCHE Cayman 987-2	Cayman Cup	P. SIMPSON	149.0	16	147.3	3	139.7	6	139.2	4	138.3	2	142,7
36	PORSCHE 924	944 Cup	H. PEART	145.7	13	139.7	9	137.8	12	135.3	10	135.3	6	138,8
3	PORSCHE Boxster S	GT Cup	G. MARTIN	141.2	15	137.4	3	135.7	12	132.0	14	131.4	13	135,5
903	PORSCHE Boxster	Boxster Cup												
957	PORSCHE Cayman Cup	Cayman Cup	N. STEEHOUWER											

ROADBOOK MOTOR CLASSIC
www.spasixhours.com
contact@roadbook.net

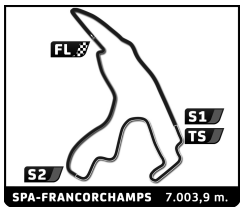

4-ACNN SERIES 2

SUPER SPA

Race 1

Fastest Lap Sequence

Elapsed	No Team	Car	Class	Driver	Time	Kph	Lap
5:53.486	**997**	PORSCHE 997 GT3 Cup	RS Cup	**Pelle VAN WAES**	**2:50.826**	147.6	2

ROADBOOK
MOTOR CLASSIC
www.spasixhours.com
contact@roadbook.net

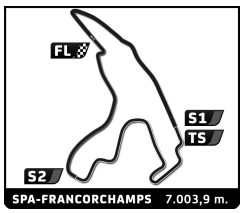

4-ACNN SERIES 2
SUPER SPA
Race 1

Sector Analysis

__ Invalidated Lap Personal Best Session Best **B** Crossing the pit lane

3
1.Gary MARTIN
2.Fernando GETINO
PORSCHE Boxster S
GT Cup

Lap	D	Time	Sector 1	Sector 2	Sector 3	Kph	Elapsed
1	1	4:25.464	1:34.197	1:50.223	1:01.044	93.3	4:25.464
2	1	3:56.500	1:07.288	1:48.415	1:00.797	106.6	8:21.964
3	1	3:57.885	1:07.149	1:48.342	1:02.394	106.0	12:19.849
4	1	4:02.856	1:09.292	1:50.956	1:02.608	103.8	16:22.705
5	1	4:09.486	1:10.991	1:55.542	1:02.953	101.1	20:32.191
6	1	4:13.926	1:13.685	1:54.805	1:05.436	99.3	24:46.117
7	1	4:37.062 B	1:16.512	1:59.840	1:20.710	91.0	29:23.179
8	1	5:46.596	2:40.808	1:59.136	1:06.652	72.7	35:09.775
9	1	4:07.336	1:14.209	1:50.986	1:02.141	101.9	39:17.111
10	1	4:04.885	1:11.132	1:51.518	1:02.235	103.0	43:21.996
11	1	4:01.484	1:09.925	1:49.202	1:02.357	104.4	47:23.480
12	1	3:57.102	1:07.464	1:47.199	1:02.439	106.3	51:20.582
13	1	3:52.857	1:08.159	1:46.591	58.107	108.3	55:13.439
14	1	3:54.326	1:06.097	1:48.188	1:00.041	107.6	59:07.765
15	1	3:53.032	1:07.276	1:47.134	58.622	108.2	1:03:00.797

8
1.Andrew DUCE
PORSCHE Boxster S
GT Cup

Lap	D	Time	Sector 1	Sector 2	Sector 3	Kph	Elapsed
1	1	3:59.517	1:21.191	1:42.006	56.320	103.4	3:59.517
2	1	3:34.190	59.749	1:38.993	55.448	117.7	7:33.707
3	1	3:28.562	57.794	1:38.326	52.442	120.9	11:02.269
4	1	3:34.246 B	57.869	1:34.494	1:01.883	117.7	14:36.515
5	1	4:42.054	2:13.104	1:33.812	55.138	89.4	19:18.569
6	1	3:31.175	59.794	1:35.891	55.490	119.4	22:49.744
7	1	3:33.739	1:02.348	1:36.368	55.023	118.0	26:23.483
8	1	3:42.917	1:01.707	1:36.845	1:04.365	113.1	30:06.400
9	1	3:33.728	1:02.597	1:37.515	53.616	118.0	33:40.128
10	1	3:26.414	58.095	1:35.010	53.309	122.2	37:06.542
11	1	3:23.044	57.634	1:33.717	51.693	124.2	40:29.586
12	1	3:25.591	58.556	1:35.120	51.915	122.6	43:55.177
13	1	3:28.888	58.345	1:37.116	53.427	120.7	47:24.065
14	1	3:23.788	57.392	1:34.402	51.994	123.7	50:47.853
15	1	3:21.020	55.886	1:33.116	52.018	125.4	54:08.873
16	1	3:20.645	56.672	1:32.725	51.248	125.7	57:29.518
17	1	3:21.942	56.266	1:33.727	51.949	124.9	1:00:51.460
18	1	3:18.532	55.232	1:31.754	51.546	127.0	1:04:09.992

17
1.Richard NEALL
PORSCHE 997-2
GT4 Cup

Lap	D	Time	Sector 1	Sector 2	Sector 3	Kph	Elapsed
1	1	3:52.977	1:16.395	1:41.166	55.416	106.3	3:52.977
2	1	3:33.697	59.415	1:40.067	54.215	118.0	7:26.674
3	1	3:34.420	1:03.089	1:38.047	53.284	117.6	11:01.094
4	1	3:47.391 B	59.742	1:37.444	1:10.205	110.9	14:48.485
5	1	4:54.645	2:20.225	1:40.284	54.136	85.6	19:43.130
6	1	3:36.239	1:00.237	1:40.090	55.912	116.6	23:19.369
7	1	3:56.389	1:05.134	1:43.562	1:07.693	106.7	27:15.758
8	1	3:52.398	1:09.484	1:42.740	1:00.174	108.5	31:08.156
9	1	3:52.621	1:07.959	1:45.167	59.495	108.4	35:00.777
10	1	3:37.290	1:04.918	1:38.308	54.064	116.0	38:38.067
11	1	3:31.455	1:00.669	1:37.045	53.741	119.2	42:09.522
12	1	3:31.669	59.786	1:37.211	54.672	119.1	45:41.191
13	1	3:29.125	1:00.987	1:35.684	52.454	120.6	49:10.316
14	1	3:25.001	58.197	1:35.661	51.143	123.0	52:35.317
15	1	3:25.781	56.126	1:37.240	52.415	122.5	56:01.098
16	1	3:22.630	57.721	1:33.688	51.221	124.4	59:23.728
17	1	3:18.928	54.204	1:34.907	49.817	126.8	1:02:42.656
18	1	3:18.260	54.886	1:34.039	49.335	127.2	1:06:00.916

20
1.James BRODIE
2.Rey KING
PORSCHE Boxster S
GT Cup

Lap	D	Time	Sector 1	Sector 2	Sector 3	Kph	Elapsed
1	1	3:58.412	1:21.498	1:41.057	55.857	103.9	3:58.412
2	1	3:34.566	59.856	1:39.416	55.294	117.5	7:32.978
3	1	3:32.540	1:00.490	1:38.150	53.900	118.6	11:05.518
4	1	3:39.259	1:00.618	1:37.831	1:00.810	115.0	14:44.777
5	1	3:55.695	1:01.912	1:37.778	1:16.005	107.0	18:40.472
6	1	3:40.895	1:05.813	1:39.233	55.849	114.1	22:21.367
7	1	7:06.393 B	1:04.469	1:39.420	4:22.504	59.1	29:27.760
8	1	5:43.064	2:51.594	1:48.545	1:02.925	73.5	35:10.824
9	1	3:46.270	1:06.410	1:41.839	58.021	111.4	38:57.094
10	1	3:44.040	1:03.360	1:43.083	57.597	112.5	42:41.134
11	1	3:47.583	1:01.973	1:46.357	59.253	110.8	46:28.717
12	1	3:44.065	1:02.108	1:41.517	1:00.440	112.5	50:12.782
13	1	3:39.137	1:02.232	1:40.084	56.821	115.1	53:51.919
14	1	3:36.476	1:02.405	1:39.541	54.530	116.5	57:28.395
15	1	3:36.898	1:01.892	1:38.247	56.759	116.2	1:01:05.293
16	1	3:34.622	1:01.866	1:38.733	54.023	117.5	1:04:39.915

22
1.John LOVELL
2.Jason BROWN
PORSCHE Boxster S
GT Cup

Lap	D	Time	Sector 1	Sector 2	Sector 3	Kph	Elapsed
1	1	3:50.879	1:18.908	1:37.866	54.105	107.3	3:50.879
2	1	3:28.412	57.352	1:37.141	53.919	121.0	7:19.291
3	1	3:26.295	58.256	1:35.362	52.677	122.2	10:45.586
4	1	3:44.298 B	57.739	1:41.794	1:04.765	112.4	14:29.884
5	1	8:19.515	5:19.979	1:52.667	1:06.869	50.5	22:49.399
6	1	4:08.530 B	1:04.858	1:47.711	1:15.961	101.5	26:57.929
7	1	5:55.903	3:11.928	1:46.500	57.475	70.8	32:53.832
8	1	3:45.727	1:04.674	1:42.366	58.687	111.7	36:39.559
9	1	3:36.589	59.630	1:41.003	55.956	116.4	40:16.148
10	1	3:34.422	1:00.082	1:37.587	56.753	117.6	43:50.570
11	1	3:39.025	59.393	1:44.485	55.147	115.1	47:29.595
12	1	3:29.898	58.092	1:37.091	54.715	120.1	50:59.493
13	1	3:38.393	57.804	1:43.613	56.976	115.5	54:37.886
14	1	3:31.725	58.691	1:38.076	54.958	119.1	58:09.611
15	1	3:29.488	58.267	1:37.756	53.465	120.4	1:01:39.099
16	1	3:26.439	56.633	1:36.147	53.659	122.1	1:05:05.538

25
1.Jamie MCHUGH
PORSCHE Boxster S
GT Cup

Lap	D	Time	Sector 1	Sector 2	Sector 3	Kph	Elapsed
1	1	4:03.722	1:22.209	1:42.828	58.685	101.7	4:03.722
2	1	3:34.840	1:00.933	1:39.546	54.361	117.4	7:38.562
3	1	3:34.665	1:00.311	1:39.327	55.027	117.5	11:13.227
4	1	3:46.023 B	1:00.186	1:39.871	1:05.966	111.6	14:59.250
5	1	5:02.232	2:20.125	1:43.355	58.752	83.4	20:01.482

ROADBOOK MOTOR CLASSIC
www.spasixhours.com
contact@roadbook.net

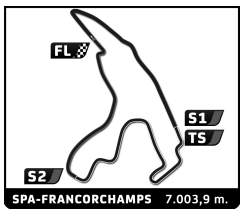

4-ACNN SERIES 2
SUPER SPA
Race 1

Sector Analysis

__ Invalidated Lap Personal Best Session Best **B** Crossing the pit lane

Lap	D	Time	Sector 1	Sector 2	Sector 3	Kph	Elapsed
6	1	3:46.413	1:05.730	1:42.596	58.087	111.4	23:47.895
7	1	4:00.550	1:09.503	1:48.873	1:02.174	104.8	27:48.445
8	1	3:55.965	1:10.400	1:44.160	1:01.405	106.9	31:44.410
9	1	3:54.471	1:10.748	1:44.611	59.112	107.5	35:38.881
10	1	3:49.840	1:07.766	1:43.761	58.313	109.7	39:28.721
11	1	3:49.877	1:06.769	1:44.778	58.330	109.7	43:18.598
12	1	3:45.897	1:05.902	1:41.734	58.261	111.6	47:04.495
13	1	3:48.164	1:05.618	1:45.105	57.441	110.5	50:52.659
14	1	3:43.881	1:02.911	1:44.363	56.607	112.6	54:36.540
15	1	3:38.977	1:01.667	1:41.089	56.221	115.1	58:15.517
16	1	3:38.525	1:01.424	1:41.191	55.910	115.4	1:01:54.042
17	1	3:37.901	1:00.594	1:41.390	55.917	115.7	1:05:31.943

26 1.Stephen POTTS 2.Pip HAMMOND — PORSCHE 968, GT Cup

Lap	D	Time	Sector 1	Sector 2	Sector 3	Kph	Elapsed
1	1	4:02.551	1:24.513	1:40.490	57.548	102.1	4:02.551
2	1	3:32.627	59.687	1:36.330	56.610	118.6	7:35.178
3	1	3:32.751	1:00.735	1:37.268	54.748	118.5	11:07.929
4	1	3:37.996	1:00.130	1:37.016	1:00.850	115.7	14:45.925
5	1	3:35.844	1:02.243	1:37.064	56.537	116.8	18:21.769
6	1	3:32.165	1:00.903	1:36.231	55.031	118.8	21:53.934
7	1	3:38.512	1:04.906	1:37.445	56.161	115.4	25:32.446
8	1	4:46.915 B	1:15.012	1:48.553	1:43.350	87.9	30:19.361
9	1	5:54.220	2:55.017	1:54.581	1:04.622	71.2	36:13.581
10	1	3:58.556	1:08.416	1:49.483	1:00.657	105.7	40:12.137
11	1	3:55.881	1:06.982	1:48.065	1:00.834	106.9	44:08.018
12	1	3:53.685	1:03.663	1:49.114	1:00.908	107.9	48:01.703
13	1	3:52.692	1:04.625	1:47.896	1:00.171	108.4	51:54.395
14	1	3:48.796	1:02.960	1:46.238	59.598	110.2	55:43.191
15	1	3:50.121	1:02.053	1:46.807	1:01.261	109.6	59:33.312
16	1	3:40.296	1:00.259	1:41.920	58.117	114.5	1:03:13.608

30 1.Clayton SAMPSON 2.Edward SAMPSON — PORSCHE 968, GT Cup

Lap	D	Time	Sector 1	Sector 2	Sector 3	Kph	Elapsed
1	1	4:18.998	1:29.230	1:46.674	1:03.094	95.7	4:18.998
2	1	3:44.686	1:02.857	1:44.390	57.439	112.2	8:03.684
3	1	3:42.872	1:00.984	1:44.141	57.747	113.1	11:46.556
4	1	3:48.134	1:00.575	1:49.333	58.226	110.5	15:34.690
5	1	3:39.851	1:00.818	1:43.133	55.900	114.7	19:14.541
6	1	4:20.200 B	1:22.092	1:46.528	1:11.580	96.9	23:34.741
7	1	6:16.103	2:40.188	2:08.288	1:27.627	67.0	29:50.844
8	1	4:00.592	1:10.855	1:48.345	1:01.392	104.8	33:51.436
9	1	3:53.883	1:06.538	1:47.479	59.866	107.8	37:45.319
10	1	3:47.535	1:03.112	1:43.974	1:00.449	110.8	41:32.854
11	1	4:22.509	1:03.282	1:45.998	1:33.229	96.1	45:55.363
12	1	3:41.899	1:00.828	1:43.420	57.651	113.6	49:37.262
13	1	3:41.800	1:00.954	1:43.153	57.693	113.7	53:19.062
14	1	3:40.793	59.934	1:43.361	57.498	114.2	56:59.855
15	1	3:36.696	1:00.267	1:41.548	54.881	116.4	1:00:36.551
16	1	3:33.590	58.023	1:41.365	54.202	118.0	1:04:10.141

36 1.Hugh PEART — PORSCHE 924, 944 Cup

Lap	D	Time	Sector 1	Sector 2	Sector 3	Kph	Elapsed
1	1	5:25.019	2:16.468	1:55.828	1:12.723	76.2	5:25.019
2	1	4:24.075	1:12.792	2:00.459	1:10.824	95.5	9:49.094
3	1	4:25.339	1:16.250	1:58.742	1:10.347	95.0	14:14.433
4	1	4:17.434	1:14.046	1:53.541	1:09.847	97.9	18:31.867
5	1	4:24.305	1:12.603	1:57.892	1:13.810	95.4	22:56.172
6	1	4:24.976	1:14.287	1:59.547	1:11.142	95.2	27:21.148
7	1	4:20.276	1:12.628	1:54.850	1:12.798	96.9	31:41.424
8	1	4:16.541	1:16.195	1:54.172	1:06.174	98.3	35:57.965
9	1	4:03.518	1:10.285	1:50.423	1:02.810	103.5	40:01.483
10	1	4:30.855 B	1:11.096	1:56.004	1:23.755	93.1	44:32.338
11	1	5:40.096	2:37.460	1:54.044	1:08.592	74.1	50:12.434
12	1	4:06.689	1:10.189	1:49.824	1:06.676	102.2	54:19.123
13	1	4:08.396	1:09.047	1:55.368	1:03.981	101.5	58:27.519
14	1	4:07.193	1:08.802	1:51.872	1:06.519	102.0	1:02:34.712
15	1	4:10.340	1:13.331	1:50.837	1:06.172	100.7	1:06:45.052

46 1.Garry GOODWIN 2.Michael GOODWIN — PORSCHE Boxster S, GT Cup

Lap	D	Time	Sector 1	Sector 2	Sector 3	Kph	Elapsed
1	1	5:03.631	2:09.455	1:52.043	1:02.133	81.6	5:03.631
2	1	3:33.157	58.494	1:38.097	56.566	118.3	8:36.788
3	1	3:35.398	58.444	1:40.894	56.060	117.1	12:12.186
4	1	3:49.509	59.321	1:54.048	56.140	109.9	16:01.695
5	1	3:33.834	59.279	1:39.239	55.316	117.9	19:35.529
6	1	3:29.507	59.626	1:36.091	53.790	120.3	23:05.036
7	1	3:31.789	1:00.858	1:35.880	55.051	119.1	26:36.825
8	1	3:36.543	1:00.112	1:39.849	56.582	116.4	30:13.368
9	1	3:48.165 B	59.375	1:38.615	1:10.175	110.5	34:01.533
10	1	5:18.440	2:45.031	1:36.947	56.462	79.2	39:19.973
11	1	3:33.598	58.882	1:37.504	57.212	118.0	42:53.571
12	1	3:26.315	57.432	1:35.817	53.066	122.2	46:19.886
13	1	3:22.781	56.444	1:33.773	52.564	124.3	49:42.667
14	1	3:24.547	56.767	1:34.937	52.843	123.3	53:07.214
15	1	3:25.454	57.499	1:35.096	52.859	122.7	56:32.668
16	1	3:22.588	56.386	1:33.255	52.947	124.5	59:55.256
17	1	3:24.583	57.254	1:34.786	52.543	123.2	1:03:19.839

47 1.Ryan MONE — PORSCHE 944 S2, GT Cup

Lap	D	Time	Sector 1	Sector 2	Sector 3	Kph	Elapsed
1	1	4:42.363	2:10.144	1:38.788	53.431	87.7	4:42.363
2	1	3:26.391	58.654	1:34.485	53.252	122.2	8:08.754
3	1	3:19.968	58.290	1:30.675	51.003	126.1	11:28.722
4	1	3:33.517	1:00.059	1:34.532	58.926	118.1	15:02.239
5	1	3:28.605	58.490	1:34.228	55.887	120.9	18:30.844
6	1	3:26.037	58.588	1:32.954	54.495	122.4	21:56.881
7	1	3:28.812	1:02.921	1:32.781	53.110	120.8	25:25.693
8	1	4:50.079 B	1:15.589	1:51.352	1:43.138	86.9	30:15.772
9	1	16:18.203	...	1:33.975	53.315	25.8	46:33.975
10	1	3:28.352	59.179	1:34.347	54.826	121.0	50:02.327
11	1	3:29.541	1:01.632	1:32.935	54.974	120.3	53:31.868
12	1	3:30.178	1:00.258	1:33.351	56.569	120.0	57:02.046
13	1	3:29.374	1:01.636	1:34.232	53.506	120.4	1:00:31.420
14	1	3:18.644	56.377	1:30.007	52.260	126.9	1:03:50.064

ROADBOOK MOTOR CLASSIC
www.spasixhours.com
contact@roadbook.net

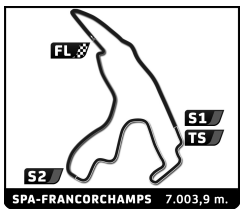

4-ACNN SERIES 2
SUPER SPA
Race 1

Sector Analysis

__ Invalidated Lap Personal Best Session Best **B** Crossing the pit lane

55 — 1.Stuart MARSTON — PORSCHE Cayman S, Cayman Cup

Lap	D	Time	Sector 1	Sector 2	Sector 3	Kph	Elapsed
1	1	4:00.792	1:22.195	1:41.551	57.046	102.9	4:00.792
2	1	3:30.137	58.267	1:37.937	53.933	120.0	7:30.929
3	1	3:25.385	57.407	1:35.089	52.889	122.8	10:56.314
4	1	3:36.059 B	55.198	1:35.757	1:05.104	116.7	14:32.373
5	1	4:52.787	2:20.998	1:38.634	53.155	86.1	19:25.160
6	1	3:30.041	1:01.572	1:35.025	53.444	120.0	22:55.201
7	1	3:29.784	59.761	1:35.719	54.304	120.2	26:24.985
8	1	3:43.881	1:00.961	1:37.882	1:05.038	112.6	30:08.866
9	1	3:32.535	1:00.912	1:37.421	54.202	118.6	33:41.401
10	1	3:26.502	57.059	1:35.783	53.660	122.1	37:07.903
11	1	3:22.362	57.550	1:33.194	51.618	124.6	40:30.265
12	1	3:21.071	54.790	1:34.003	52.278	125.4	43:51.336
13	1	3:23.293	54.592	1:35.493	53.208	124.0	47:14.629
14	1	3:21.435	55.715	1:33.982	51.738	125.2	50:36.064
15	1	3:19.098	55.771	1:32.371	50.956	126.6	53:55.162
16	1	3:18.949	55.893	1:32.408	50.648	126.7	57:14.111
17	1	3:24.681	55.442	1:35.631	53.608	123.2	1:00:38.792
18	1	3:25.924	57.485	1:37.290	51.149	122.4	1:04:04.716

66 — 1.Julian DYE — PORSCHE Boxster S, GT Cup

Lap	D	Time	Sector 1	Sector 2	Sector 3	Kph	Elapsed
1	1	4:07.878	1:28.538	1:43.244	56.096	99.9	4:07.878
2	1	3:33.137	1:00.095	1:38.720	54.322	118.3	7:41.015
3	1	3:35.284	1:00.172	1:38.498	56.614	117.1	11:16.299
4	1	3:38.137	1:00.133	1:37.561	1:00.443	115.6	14:54.436
5	1	3:38.110	1:01.313	1:39.306	57.491	115.6	18:32.546
6	1	3:39.385	1:00.969	1:40.655	57.761	114.9	22:11.931
7	1	3:37.994			56.938	115.7	25:49.925
8	1	4:32.992 B	1:03.262	1:44.411	1:45.319	92.4	30:22.917
9	1	5:20.471	2:42.327	1:42.434	55.710	78.7	35:43.388
10	1	3:34.686	1:00.464	1:38.727	55.495	117.4	39:18.074
11	1	3:32.036	59.401	1:38.006	54.629	118.9	42:50.110
12	1	3:34.090	59.087	1:40.700	54.303	117.8	46:24.200
13	1	3:29.915	58.414	1:38.386	53.115	120.1	49:54.115
14	1	3:28.448	57.934			121.0	53:22.563
15	1	3:32.820	58.396	1:41.242	53.182	118.5	56:55.383
16	1	3:28.098	57.061	1:37.814	53.223	121.2	1:00:23.481
17	1	3:28.211	57.972	1:37.145	53.094	121.1	1:03:51.692

71 — 1.Simon DYE, 2.Andrew DYE — PORSCHE Boxster S, GT Cup

Lap	D	Time	Sector 1	Sector 2	Sector 3	Kph	Elapsed
1	1	5:10.555	1:59.694	2:01.342	1:09.519	79.8	5:10.555
2	1	4:04.319	1:04.850	1:53.013	1:06.456	103.2	9:14.874
3	1	3:58.532	1:04.540	1:50.496	1:03.496	105.7	13:13.406
4	1	4:09.376	1:08.251	1:58.359	1:02.766	101.1	17:22.782
5	1	3:53.876	1:04.820	1:47.535	1:01.521	107.8	21:16.658
6	1	3:53.027	1:02.476	1:46.796	1:03.755	108.2	25:09.685
7	1	4:59.428 B	1:08.345	2:08.744	1:42.339	84.2	30:09.113
8	1	6:16.454	3:13.900	1:56.105	1:06.449	67.0	36:25.567
9	1	4:05.246	1:08.852	1:51.997	1:04.397	102.8	40:30.813
10	1	4:02.360	1:11.162	1:50.197	1:01.001	104.0	44:33.173
11	1	3:52.066	1:04.175	1:46.531	1:01.360	108.7	48:25.239
12	1	3:51.742	1:04.896	1:48.269	58.577	108.8	52:16.981
13	1	3:54.323	1:04.481	1:46.483	1:03.359	107.6	56:11.304
14	1	3:45.928	1:01.546	1:44.844	59.538	111.6	59:57.232
15	1	3:42.320	1:01.127	1:44.499	56.694	113.4	1:03:39.552

73 — 1.Nick CAREY, 2.James CAREY — PORSCHE 968, GT Cup

Lap	D	Time	Sector 1	Sector 2	Sector 3	Kph	Elapsed
1	1	4:04.663	1:23.634	1:42.492	58.537	101.3	4:04.663
2	1	3:35.181	1:01.851	1:38.279	55.051	117.2	7:39.844
3	1	3:36.167	1:00.179	1:38.942	57.046	116.6	11:16.011
4	1	5:01.309 B	1:01.897	2:50.968	1:08.444	83.7	16:17.320
5	1	5:08.017	2:27.605	1:40.982	59.430	81.9	21:25.337
6	1	3:40.272	1:02.726	1:38.959	58.587	114.5	25:05.609
7	1	5:06.343 B	1:18.516	2:05.482	1:42.345	82.3	30:11.952
8	1	4:04.454	1:25.338	1:42.690	56.426	103.1	34:16.406
9	1	3:39.023	1:02.180	1:40.231	56.612	115.1	37:55.429
10	1	3:46.642	1:05.533	1:43.769	57.340	111.3	41:42.071
11	1	3:39.384	1:02.198	1:40.744	56.442	114.9	45:21.455
12	1	3:35.226	59.828	1:38.125	57.273	117.2	48:56.681
13	1	3:34.368	1:00.334	1:39.819	54.215	117.6	52:31.049
14	1	3:34.298	59.031	1:40.124	55.143	117.7	56:05.347
15	1	3:30.000	58.313	1:36.857	54.830	120.1	59:35.347
16	1	3:28.473	58.127	1:37.886	52.460	120.9	1:03:03.820

76 — 1.Jamy NAILARD — PORSCHE Cayman S, Cayman Cup

Lap	D	Time	Sector 1	Sector 2	Sector 3	Kph	Elapsed
1	1	5:08.407	1:57.729	2:02.191	1:08.487	80.3	5:08.407
2	1	4:03.771	1:04.550	1:54.503	1:04.718	103.4	9:12.178
3	1	3:58.847	1:04.754	1:51.903	1:02.190	105.6	13:11.025
4	1	4:08.970	1:09.237	1:58.477	1:01.256	101.3	17:19.995
5	1	3:54.124	1:03.551	1:50.693	59.880	107.7	21:14.119
6	1	3:52.989	1:02.015	1:48.737	1:02.237	108.2	25:07.108
7	1	4:46.131	1:09.199	2:08.497	1:28.435	88.1	29:53.239
8	1	4:13.173 B	1:10.369	1:50.926	1:11.878	99.6	34:06.412
9	1	5:12.339	2:25.824	1:47.167	59.348	80.7	39:18.751
10	1	3:56.732	1:05.952	1:49.660	1:01.120	106.5	43:15.483
11	1	3:50.042	1:01.735	1:47.368	1:00.939	109.6	47:05.525
12	1	3:48.137	1:07.229	1:44.088	56.820	110.5	50:53.662
13	1	3:46.708	1:01.266	1:48.476	56.966	111.2	54:40.370
14	1	3:38.350	59.670	1:42.318	56.362	115.5	58:18.720
15	1	3:36.783	59.789	1:41.424	55.570	116.3	1:01:55.503
16	1	3:39.857	58.990	1:43.962	56.905	114.7	1:05:35.360

78 — 1.Richard GRAVESTOCK, 2.Philip WATERS — PORSCHE 968, GT Cup

Lap	D	Time	Sector 1	Sector 2	Sector 3	Kph	Elapsed
1	1	5:19.561	2:08.855	2:00.958	1:09.748	77.5	5:19.561
2	1	4:09.940	1:05.085	1:56.029	1:08.826	100.9	9:29.501
3	1	4:18.837	1:11.085	2:00.769	1:06.983	97.4	13:48.338
4	1	4:20.490	1:15.738	1:56.230	1:08.522	96.8	18:08.828
5	1	4:21.528 B	1:05.519	1:51.691	1:24.318	96.4	22:30.356
6	1	10:11.693	7:04.348	2:00.127	1:07.218	41.2	32:42.049

ROADBOOK MOTOR CLASSIC
www.spasixhours.com
contact@roadbook.net

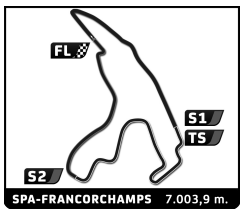

4-ACNN SERIES 2
SUPER SPA
Race 1

Sector Analysis

__ Invalidated Lap Personal Best Session Best **B** Crossing the pit lane

88 — 1.Paul SIMPSON — PORSCHE Cayman 987-2 — Cayman Cup

Lap	D	Time	Sector 1	Sector 2	Sector 3	Kph	Elapsed
7	1	4:10.790	1:18.367	1:49.340	1:03.083	100.5	36:52.839
8	1	4:04.038	1:12.240	1:48.614	1:03.184	103.3	40:56.877
9	1	4:01.885	1:09.402	1:49.830	1:02.653	104.2	44:58.762
10	1	4:01.353	1:09.224	1:48.882	1:03.247	104.5	49:00.115
11	1	3:55.956	1:07.110	1:48.630	1:00.216	106.9	52:56.071
12	1	3:49.761	1:05.816	1:44.894	59.051	109.7	56:45.832
13	1	3:45.767	1:03.210	1:43.533	59.024	111.7	1:00:31.599
14	1	3:48.739	1:02.148	1:44.967	1:01.624	110.2	1:04:20.338
1	1	3:55.933	1:17.939	1:42.409	55.585	105.0	3:55.933
2	1	3:34.675	1:00.595	1:39.950	54.130	117.5	7:30.608
3	1	3:34.072	59.700	1:40.108	54.264	117.8	11:04.680
4	1	4:02.382 B	1:01.613	1:55.629	1:05.140	104.0	15:07.062
5	1	5:09.113	2:27.453	1:44.584	57.076	81.6	20:16.175
6	1	4:04.874	1:22.966	1:42.423	59.485	103.0	24:21.049
7	1	4:57.274 B	1:23.879	1:52.627	1:40.768	84.8	29:18.323
8	1	5:49.842	2:58.889	1:48.279	1:02.674	72.1	35:08.165
9	1	3:53.584	1:10.339	1:44.177	59.068	107.9	39:01.749
10	1	3:51.051	1:07.984	1:43.791	59.276	109.1	42:52.800
11	1	3:49.483	1:07.203	1:43.898	58.382	109.9	46:42.283
12	1	3:48.616	1:06.469	1:44.790	57.357	110.3	50:30.899
13	1	3:47.046	1:05.747	1:42.542	58.757	111.1	54:17.945
14	1	3:49.114	1:05.044	1:44.968	59.102	110.1	58:07.059
15	1	3:45.330	1:03.809	1:43.821	57.700	111.9	1:01:52.389
16	1	3:37.343	1:00.807	1:40.734	55.802	116.0	1:05:29.732

91 — 1.Colin TESTER — PORSCHE Cayman S — Cayman Cup

Lap	D	Time	Sector 1	Sector 2	Sector 3	Kph	Elapsed
1	1	3:57.628	1:20.277	1:41.152	56.199	104.3	3:57.628
2	1	3:30.034	59.164	1:37.212	53.658	120.0	7:27.662
3	1	3:26.973	57.351	1:37.450	52.172	121.8	10:54.635
4	1	3:29.207	55.739	1:36.292	57.176	120.5	14:23.842
5	1	3:27.739	59.902	1:35.418	52.419	121.4	17:51.581
6	1	3:30.342	57.643	1:37.394	55.305	119.9	21:21.923
7	1	3:33.584	1:00.014	1:38.824	54.746	118.1	24:55.507
8	1	4:11.423	1:00.679	1:43.051	1:27.693	100.3	29:06.930
9	1	4:19.852	1:41.052	1:45.204	53.596	97.0	33:26.782
10	1	3:28.401	58.521	1:37.091	52.789	121.0	36:55.183
11	1	3:25.143	58.816	1:34.305	52.022	122.9	40:20.326
12	1	3:29.394	58.453	1:35.720	55.221	120.4	43:49.720
13	1	3:23.360	54.854	1:35.525	52.981	124.0	47:13.080
14	1	3:31.539 B	56.232	1:34.054	1:01.253	119.2	50:44.619
15	1	4:43.341	2:16.832	1:35.155	51.354	89.0	55:27.960
16	1	3:19.652	55.552	1:33.360	50.740	126.3	58:47.612
17	1	3:21.143	55.076	1:34.089	51.978	125.4	1:02:08.755
18	1	3:19.549	55.490	1:32.955	51.104	126.4	1:05:28.304

96 — 1.Charlie DYE — PORSCHE Boxster S — GT Cup

Lap	D	Time	Sector 1	Sector 2	Sector 3	Kph	Elapsed
1	1	3:40.802	1:08.260	1:38.363	54.179	112.2	3:40.802
2	1	3:30.980	58.743	1:36.647	55.590	119.5	7:11.782
3	1	3:32.083	1:03.575	1:35.639	52.869	118.9	10:43.865
4	1	3:32.872	1:01.465	1:36.868	54.539	118.4	14:16.737
5	1	3:37.429	1:07.230	1:36.201	53.998	116.0	17:54.166
6	1	3:29.401	58.868	1:34.790	55.743	120.4	21:23.567
7	1	3:33.380	1:00.386	1:37.671	55.323	118.2	24:56.947
8	1	4:11.613	1:00.853	1:42.173	1:28.587	100.2	29:08.560
9	1	4:21.134	1:40.312	1:45.756	55.066	96.6	33:29.694
10	1	3:35.320	1:01.557	1:37.667	56.096	117.1	37:05.014
11	1	3:30.214	1:01.565	1:35.683	52.966	119.9	40:35.228
12	1	3:37.973 B	58.536	1:35.348	1:04.089	115.7	44:13.201
13	1	4:40.488	2:13.599	1:33.726	53.163	89.9	48:53.689
14	1	3:25.144	58.509	1:34.543	52.092	122.9	52:18.833
15	1	3:25.792	57.851	1:33.993	53.948	122.5	55:44.625
16	1	3:27.865	58.141	1:35.071	54.653	121.3	59:12.490
17	1	3:30.070	59.663	1:37.076	53.331	120.0	1:02:42.560
18	1	3:29.674	1:00.266	1:35.257	54.151	120.3	1:06:12.234

902 — 1.Jeffrey POUW — PORSCHE 944 Cup — 944 Cup

Lap	D	Time	Sector 1	Sector 2	Sector 3	Kph	Elapsed
1	1	4:29.849	1:35.069	1:52.789	1:01.991	91.8	4:29.849
2	1	3:56.983	1:06.677	1:51.001	59.305	106.4	8:26.832
3	1	3:55.146	1:05.272	1:49.882	59.992	107.2	12:21.978
4	1	4:02.908	1:08.223	1:53.266	1:01.419	103.8	16:24.886
5	1	4:08.921	1:09.605	1:55.903	1:03.413	101.3	20:33.807
6	1	4:13.027	1:13.284	1:54.397	1:05.346	99.7	24:46.834
7	1	4:24.010	1:12.402	1:55.704	1:15.904	95.5	29:10.844
8	1	4:40.024	1:40.110	1:57.934	1:01.980	90.0	33:50.868
9	1	4:01.894	1:09.588	1:51.208	1:01.098	104.2	37:52.762
10	1	3:56.383	1:06.792	1:48.888	1:00.703	106.7	41:49.145
11	1	3:51.034	1:05.505	1:47.013	58.516	109.1	45:40.179
12	1	3:48.897	1:04.923	1:45.448	58.526	110.2	49:29.076
13	1	4:01.090 B	1:04.370	1:47.287	1:09.433	104.6	53:30.166
14	1	5:08.485	2:21.263	1:47.894	59.328	81.7	58:38.651
15	1	3:52.138	1:03.967	1:48.210	59.961	108.6	1:02:30.789
16	1	3:46.014	1:02.545	1:44.523	58.946	111.6	1:06:16.803

910 — 1.Andreas PAASSEN — Porsche 911 RSR — RS Cup

Lap	D	Time	Sector 1	Sector 2	Sector 3	Kph	Elapsed
1	1	3:56.699	1:18.838	1:42.136	55.725	104.7	3:56.699
2	1	3:22.679	58.429	1:31.249	53.001	124.4	7:19.378
3	1	3:19.774	57.061	1:32.797	49.916	126.2	10:39.152
4	1	3:19.121	54.845	1:32.453	51.823	126.6	13:58.273
5	1	3:30.735	1:04.750	1:35.020	50.965	119.6	17:29.008
6	1	3:25.907	58.459	1:35.241	52.207	122.5	20:54.915
7	1	3:32.458	59.357	1:38.487	54.614	118.7	24:27.373
8	1	4:46.371 B	1:00.602	2:03.801	1:41.968	88.0	29:13.744
9	1	4:55.157	2:26.342	1:36.329	52.486	85.4	34:08.901
10	1	3:36.221	58.650	1:39.716	57.855	116.6	37:45.122
11	1	3:25.188	56.732	1:34.407	54.049	122.9	41:10.310
12	1	3:22.278	57.010	1:33.738	51.530	124.7	44:32.588
13	1	3:16.299	55.104	1:31.528	49.667	128.4	47:48.887
14	1	3:14.343	54.060	1:30.253	50.030	129.7	51:03.230
15	1	3:24.539	56.939	1:38.137	49.463	123.3	54:27.769
16	1	3:17.349	56.905	1:31.155	49.289	127.8	57:45.118
17	1	3:14.471	53.307	1:30.693	50.471	129.7	1:00:59.589

ROADBOOK MOTOR CLASSIC
www.spasixhours.com
contact@roadbook.net

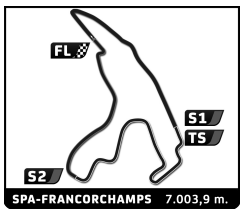

4-ACNN SERIES 2
SUPER SPA
Race 1

Sector Analysis

__ Invalidated Lap Personal Best Session Best **B** Crossing the pit lane

Lap	D	Time	Sector 1	Sector 2	Sector 3	Kph	Elapsed
18	1	3:13.354	52.193	1:29.819	51.342	130.4	1:04:12.943

916 — 1.Marvin VAN DONGEN — PORSCHE Cayman S, Cayman Cup

Lap	D	Time	Sector 1	Sector 2	Sector 3	Kph	Elapsed
1	1	3:24.769	1:03.507	1:31.130	50.132	121.0	3:24.769
2	1	3:17.297	57.568	1:29.226	50.503	127.8	6:42.066
3	1	3:13.288	54.883	1:29.113	49.292	130.4	9:55.354
4	1	3:15.676	55.632	1:29.368	50.676	128.9	13:11.030
5	1	3:38.303	1:07.785	1:40.992	49.526	115.5	16:49.333
6	1	3:16.987	55.034	1:31.367	50.586	128.0	20:06.320
7	1	3:18.814	56.924	1:29.609	52.281	126.8	23:25.134
8	1	3:53.305 B	57.688	1:31.142	1:24.475	108.1	27:18.439
9	1	5:23.324	2:38.825	1:53.003	51.496	78.0	32:41.763
10	1	3:32.004	1:09.569	1:31.349	51.086	118.9	36:13.767
11	1	3:18.171	56.677	1:31.995	49.499	127.2	39:31.938
12	1	3:18.199	55.779	1:29.947	52.473	127.2	42:50.137
13	1	3:19.879	54.904	1:29.519	55.456	126.1	46:10.016
14	1	3:18.662	56.195	1:31.420	51.047	126.9	49:28.678
15	1	3:13.900	55.627	1:29.061	49.212	130.0	52:42.578
16	1	3:14.177	54.117	1:31.082	48.978	129.9	55:56.755
17	1	3:15.335	53.785	1:28.626	52.924	129.1	59:12.090
18	1	3:13.405	54.104	1:27.970	51.331	130.4	1:02:25.495
19	1	3:15.435	54.431	1:31.449	49.555	129.0	1:05:40.930

920 — 1.Han WANNET — PORSCHE 944 cup, 944 Cup

Lap	D	Time	Sector 1	Sector 2	Sector 3	Kph	Elapsed
1	1	4:12.759	1:26.006	1:47.759	58.994	98.0	4:12.759
2	1	3:48.895	1:05.977	1:44.100	58.818	110.2	8:01.654
3	1	3:53.605	1:07.095	1:46.294	1:00.216	107.9	11:55.259
4	1	4:11.205	1:07.300	2:02.942	1:00.963	100.4	16:06.464
5	1	3:57.720	1:08.647	1:47.180	1:01.893	106.1	20:04.184
6	1	4:04.134	1:09.668	1:49.554	1:04.912	103.3	24:08.318
7	1	4:55.786	1:12.625	2:09.962	1:33.199	85.2	29:04.104
8	1	4:44.233	1:43.392	1:56.315	1:04.526	88.7	33:48.337
9	1	4:02.365	1:09.519	1:50.998	1:01.848	104.0	37:50.702
10	1	3:54.483	1:07.918	1:45.697	1:00.868	107.5	41:45.185
11	1	3:52.573	1:06.920	1:45.201	1:00.452	108.4	45:37.758
12	1	4:01.176 B	1:05.596	1:43.874	1:11.706	104.5	49:38.934
13	1	5:16.629	2:23.340	1:54.516	58.773	79.6	54:55.563
14	1	3:44.882	1:04.634	1:43.227	57.021	112.1	58:40.445
15	1	3:48.516	1:03.044	1:45.846	59.626	110.3	1:02:28.961
16	1	3:43.298	1:03.220	1:42.591	57.487	112.9	1:06:12.259

926 — 1.Ronald VAN VLIET — PORSCHE GT4, GT4 Cup

Lap	D	Time	Sector 1	Sector 2	Sector 3	Kph	Elapsed
1	1	3:30.721	1:07.689	1:32.202	50.830	117.6	3:30.721
2	1	3:06.697	51.468	1:26.559	48.670	135.1	6:37.418
3	1	3:03.163	50.211	1:25.120	47.832	137.7	9:40.581
4	1	3:04.346	52.297	1:25.309	46.740	136.8	12:44.927
5	1	3:21.533	51.292	1:41.206	49.035	125.1	16:06.460
6	1	3:08.029	54.177	1:25.343	48.509	134.1	19:14.489
7	1	3:06.836	52.726	1:25.343	48.767	135.0	22:21.325
8	1	3:12.269	53.402	1:27.994	50.873	131.1	25:33.594
9	1	4:42.662 B	1:10.033	1:50.895	1:41.734	89.2	30:16.256
10	1	4:28.820	2:09.892	1:29.467	49.461	93.8	34:45.076
11	1	3:09.875	53.912	1:27.656	48.307	132.8	37:54.951
12	1	3:06.004	53.509	1:25.504	46.991	135.6	41:00.955
13	1	3:03.689	51.054	1:23.761	48.874	137.3	44:04.644
14	1	3:05.485	50.653	1:26.367	48.465	135.9	47:10.129
15	1	3:01.332	50.142	1:23.025	48.165	139.0	50:11.461
16	1	2:58.119	50.651	1:22.351	45.117	141.6	53:09.580
17	1	2:56.973	49.978	1:21.536	45.459	142.5	56:06.553
18	1	3:00.129	50.492	1:22.150	47.487	140.0	59:06.682
19	1	2:55.598	49.050	1:21.796	44.752	143.6	1:02:02.280
20	1	3:05.744	52.562	1:27.006	46.176	135.7	1:05:08.024

931 — 1.Hans WESTERBEEK — PORSCHE Cayman S, Cayman Cup

Lap	D	Time	Sector 1	Sector 2	Sector 3	Kph	Elapsed
1	1	3:45.317	1:18.225	1:33.711	53.381	110.0	3:45.317
2	1	3:24.931	58.303	1:33.067	53.561	123.0	7:10.248
3	1	4:00.144	1:23.225	1:39.646	57.273	105.0	11:10.392
4	1	3:44.532 B	59.159	1:39.138	1:06.235	112.3	14:54.924
5	1	4:57.451	2:21.828	1:39.940	55.683	84.8	19:52.375
6	1	3:30.966	59.843	1:34.253	56.870	119.5	23:23.341
7	1	3:48.741	1:02.421	1:37.631	1:08.689	110.2	27:12.082
8	1	3:54.552	1:11.642	1:41.248	1:01.662	107.5	31:06.634
9	1	3:35.535	1:04.123	1:37.257	54.155	117.0	34:42.169
10	1	3:30.613	1:02.882	1:34.793	52.938	119.7	38:12.782
11	1	3:34.879	1:00.014	1:36.438	58.427	117.3	41:47.661
12	1	3:27.757	59.736	1:33.622	54.399	121.4	45:15.418
13	1	3:25.591	59.039	1:34.488	52.064	122.6	48:41.009
14	1	3:20.714	55.797	1:32.032	52.885	125.6	52:01.723
15	1	3:22.159	56.459	1:33.482	52.218	124.7	55:23.882
16	1	3:25.548	1:02.034	1:32.463	51.051	122.7	58:49.430
17	1	3:31.216	57.152	1:39.906	54.158	119.4	1:02:20.646
18	1	3:25.937	56.296	1:36.002	53.639	122.4	1:05:46.583

933 — 1.Bob VAN INGE — PORSCHE Cayman, Cayman Cup

Lap	D	Time	Sector 1	Sector 2	Sector 3	Kph	Elapsed
1	1	3:37.335	1:12.634	1:32.220	52.481	114.0	3:37.335
2	1	3:08.030	53.747	1:26.712	47.571	134.1	6:45.365
3	1	3:07.180	52.411	1:25.994	48.775	134.7	9:52.545
4	1	3:07.977	53.803	1:25.711	48.463	134.1	13:00.522
5	1	3:14.381	53.440	1:30.053	50.888	129.7	16:14.903
6	1	3:12.205	54.389	1:28.603	49.213	131.2	19:27.108
7	1	3:18.291	57.194	1:28.708	52.389	127.2	22:45.399
8	1	3:23.999 B	54.715	1:27.866	1:01.418	123.6	26:09.398
9	1	4:59.146	2:16.570	1:42.601	59.975	84.3	31:08.544
10	1	3:20.903	1:01.838	1:30.189	48.876	125.5	34:29.447
11	1	3:13.634	53.495	1:26.939	53.200	130.2	37:43.081
12	1	3:05.634	52.473	1:24.424	48.737	135.8	40:48.715
13	1	3:07.468	52.435	1:26.868	48.165	134.5	43:56.183
14	1	3:08.507	53.975	1:26.792	47.740	133.8	47:04.690
15	1	3:06.707	53.097	1:24.589	49.021	135.0	50:11.397
16	1	3:06.986	53.210	1:24.845	48.931	134.8	53:18.383
17	1	3:05.055	51.815	1:26.091	47.149	136.3	56:23.438
18	1	3:03.505	51.613	1:24.573	47.319	137.4	59:26.943
19	1	3:04.979	51.333	1:25.580	48.066	136.3	1:02:31.922

ROADBOOK MOTOR CLASSIC
www.spasixhours.com
contact@roadbook.net

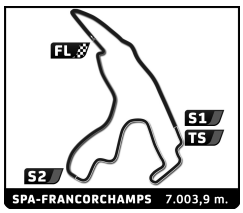

4-ACNN SERIES 2
SUPER SPA
Race 1

Sector Analysis

__ Invalidated Lap Personal Best Session Best **B** Crossing the pit lane

Lap	D	Time	Sector 1	Sector 2	Sector 3	Kph	Elapsed
20	1	3:02.684	51.297	1:24.657	46.730	138.0	1:05:34.606

951 — 1.Robert KRAANEVELD — PORSCHE GT3 RS Cup

Lap	D	Time	Sector 1	Sector 2	Sector 3	Kph	Elapsed
1	1	3:41.727	1:12.028	1:36.315	53.384	111.7	3:41.727
2	1	3:22.979	55.754	1:34.802	52.423	124.2	7:04.706
3	1	3:16.831	53.288	1:33.114	50.429	128.1	10:21.537
4	1	3:18.025	52.630	1:34.110	51.285	127.3	13:39.562
5	1	3:33.153	1:05.366	1:35.149	52.638	118.3	17:12.715
6	1	3:20.632	53.935	1:33.935	52.762	125.7	20:33.347
7	1	3:32.695	1:01.531	1:35.673	55.491	118.5	24:06.042
8	1	3:43.931	57.874	1:44.484	1:01.573	112.6	27:49.973
9	1	4:11.687 B	1:11.043	1:43.730	1:16.914	100.2	32:01.660
10	1	4:35.262	2:04.618	1:36.058	54.586	91.6	36:36.922
11	1	3:25.391	56.325	1:35.877	53.189	122.8	40:02.313
12	1	3:21.719	55.532	1:34.613	51.574	125.0	43:24.032
13	1	3:22.754	56.475	1:34.970	51.309	124.4	46:46.786
14	1	3:21.102	54.080	1:33.489	53.533	125.4	50:07.888
15	1	3:21.513	58.065	1:33.186	50.262	125.1	53:29.401
16	1	3:21.146	55.418	1:34.404	51.324	125.4	56:50.547
17	1	3:18.152	53.484	1:33.652	51.016	127.2	1:00:08.699
18	1	3:15.288	53.507	1:32.534	49.247	129.1	1:03:23.987

957 — 1.Niekjan STEEHOUWER — PORSCHE Cayman Cup, Cayman Cup

Lap	D	Time	Sector 1	Sector 2	Sector 3	Kph	Elapsed
1	1	3:43.811				110.7	3:43.811
2	1	3:23.273				124.0	7:07.084
3	1	3:18.823				126.8	10:25.907
4	1	3:17.800				127.5	13:43.707
5	1	3:39.216				115.0	17:22.923
6	1	3:19.624				126.3	20:42.547
7	1	3:25.221				122.9	24:07.768
8	1	3:38.117				115.6	27:45.885
9	1	3:51.487				108.9	31:37.372
10	1	3:22.597				124.5	34:59.969
11	1	3:15.800				128.8	38:15.769
12	1	3:15.525				129.0	41:31.294
13	1	3:25.528 B				122.7	44:56.822
14	1	4:29.840				93.4	49:26.662
15	1	3:12.452				131.0	52:39.114
16	1	3:13.574				130.3	55:52.688
17	1	3:11.825				131.4	59:04.513
18	1	3:14.028				130.0	1:02:18.541
19	1	3:11.463				131.7	1:05:30.004

961 — 1.Edwin VAN WIJNGAARDE — PORSCHE 991.2 RS Cup

Lap	D	Time	Sector 1	Sector 2	Sector 3	Kph	Elapsed
1	1	3:17.914	1:04.666	1:27.041	46.207	125.2	3:17.914
2	1	2:56.766	49.422	1:22.440	44.904	142.6	6:14.680
3	1	2:56.290	47.853	1:21.994	46.443	143.0	9:10.970
4	1	2:56.886	48.349	1:22.379	46.158	142.5	12:07.856
5	1	3:37.047	1:00.597	1:50.986	45.464	116.2	15:44.903
6	1	3:01.212	50.804	1:24.725	45.683	139.1	18:46.115
7	1	3:08.671	51.914	1:27.412	49.345	133.6	21:54.786
8	1	3:14.950	55.253	1:27.200	52.497	129.3	25:09.736
9	1	4:47.423 B	1:04.267	2:08.078	1:35.078	87.7	29:57.159
10	1	4:46.609	2:19.677	1:36.587	50.345	88.0	34:43.768
11	1	3:12.546	56.959	1:28.400	47.187	131.0	37:56.314
12	1	3:09.940	55.520	1:26.731	47.689	132.7	41:06.254
13	1	3:06.256	52.462	1:26.754	47.040	135.4	44:12.510
14	1	3:05.848	51.290	1:27.437	47.121	135.7	47:18.358
15	1	3:08.285	53.290	1:28.999	45.996	133.9	50:26.643
16	1	3:03.036	51.610	1:25.272	46.154	137.8	53:29.679
17	1	3:01.954	50.872	1:25.312	45.770	138.6	56:31.633
18	1	2:59.745	49.360	1:24.406	45.979	140.3	59:31.378
19	1	3:01.374	48.387	1:26.288	46.699	139.0	1:02:32.752
20	1	3:03.443	51.892	1:26.482	45.069	137.4	1:05:36.195

972 — 1.Marc VAN DER MEULEN — PORSCHE Cayman, Cayman Cup

Lap	D	Time	Sector 1	Sector 2	Sector 3	Kph	Elapsed
1	1	3:37.003	1:05.935	1:37.491	53.577	114.2	3:37.003
2	1	3:25.854	59.506	1:34.680	51.668	122.5	7:02.857
3	1	3:22.644	56.969	1:33.885	51.790	124.4	10:25.501
4	1	3:24.433	57.521	1:34.850	52.062	123.3	13:49.934
5	1	3:36.904	1:11.657	1:32.898	52.349	116.2	17:26.838
6	1	3:27.590	58.562	1:36.101	52.927	121.5	20:54.428
7	1	3:33.409	58.263	1:38.924	56.222	118.1	24:27.837
8	1	4:48.503 B	1:05.127	2:01.027	1:42.349	87.4	29:16.340
9	1	5:20.038	2:46.818	1:38.795	54.425	78.8	34:36.378
10	1	3:35.251	59.405	1:41.003	54.843	117.1	38:11.629
11	1	3:33.048	59.232	1:37.882	55.934	118.3	41:44.677
12	1	3:25.678	58.708	1:34.581	52.389	122.6	45:10.355
13	1	3:25.300	57.384	1:36.117	51.799	122.8	48:35.655
14	1	3:23.372	56.972	1:33.958	52.442	124.0	51:59.027
15	1	3:23.807	56.048	1:35.398	52.361	123.7	55:22.834
16	1	3:17.507	55.306	1:31.830	50.371	127.7	58:40.341
17	1	3:17.363	55.191	1:31.035	51.137	127.8	1:01:57.704
18	1	3:29.518	57.956	1:38.404	53.158	120.3	1:05:27.222

981 — 1.Jack ENGELS — PORSCHE Cayman GT4, GT4 Cup

Lap	D	Time	Sector 1	Sector 2	Sector 3	Kph	Elapsed
1	1	3:24.624	1:08.800	1:29.356	46.468	121.1	3:24.624
2	1	2:59.090	50.697	1:22.796	45.597	140.8	6:23.714
3	1	3:00.930	50.735	1:23.242	46.953	139.4	9:24.644
4	1	3:00.606	50.475	1:24.601	45.530	139.6	12:25.250
5	1	3:24.216	52.535	1:45.992	45.689	123.5	15:49.466
6	1	3:00.327	50.109	1:23.417	46.801	139.8	18:49.793
7	1	3:06.579	54.048	1:25.903	46.628	135.1	21:56.372
8	1	3:13.712	54.316	1:28.022	51.374	130.2	25:10.084
9	1	4:17.950 B	57.419	1:57.195	1:23.336	97.7	29:28.034
10	1	4:25.002	2:08.945	1:26.481	49.576	95.1	33:53.036
11	1	3:07.693	53.075	1:25.399	49.219	134.3	37:00.729
12	1	3:02.442	51.313	1:23.928	47.201	138.2	40:03.171
13	1	3:00.926	50.350	1:23.852	46.724	139.4	43:04.097
14	1	3:08.148	50.013	1:24.468	53.667	134.0	46:12.245
15	1	3:07.129	53.831	1:25.288	48.010	134.7	49:19.374
16	1	3:01.089	50.587	1:24.698	45.804	139.2	52:20.463
17	1	3:03.213	50.411	1:24.497	48.305	137.6	55:23.676

ROADBOOK MOTOR CLASSIC
www.spasixhours.com
contact@roadbook.net

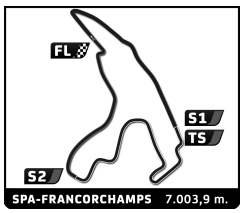

4-ACNN SERIES 2
SUPER SPA
Race 1
Sector Analysis

__ Invalidated Lap Personal Best Session Best **B** Crossing the pit lane

Lap	D	Time	Sector 1	Sector 2	Sector 3	Kph	Elapsed
18	1	2:59.261	50.138	1:23.776	45.347	140.7	58:22.937
19	1	3:00.029	51.690	1:23.130	45.209	140.1	1:01:22.966
20	1	2:57.868	50.258	1:23.056	44.554	141.8	1:04:20.834

982 1.Gijs VAN GOOSWILLIGEN — Porsche GT4 CS, GT4 Cup

Lap	D	Time	Sector 1	Sector 2	Sector 3	Kph	Elapsed
1	1	3:28.695	1:08.279	1:30.854	49.562	118.7	3:28.695
2	1	3:06.644	51.947	1:27.257	47.440	135.1	6:35.339
3	1	3:03.051	50.813	1:25.221	47.017	137.7	9:38.390
4	1	3:03.527	53.503	1:23.889	46.135	137.4	12:41.917
5	1	3:23.698	51.354	1:43.060	49.284	123.8	16:05.615
6	1	3:05.888	53.796	1:24.229	47.863	135.6	19:11.503
7	1	3:06.159	51.236	1:25.540	49.383	135.4	22:17.662
8	1	3:08.326	53.939	1:25.973	48.414	133.9	25:25.988
9	1	4:47.251 B	1:12.413	1:53.053	1:41.785	87.8	30:13.239
10	1	4:27.704	2:06.695	1:32.701	48.308	94.2	34:40.943
11	1	3:08.626	54.363	1:25.320	48.943	133.7	37:49.569
12	1	3:07.338	56.218	1:24.666	46.454	134.6	40:56.907
13	1	3:00.691	50.157	1:23.209	47.325	139.5	43:57.598
14	1	3:07.509	54.118	1:26.403	46.988	134.5	47:05.107
15	1	3:02.559	50.202	1:22.202	50.155	138.1	50:07.666
16	1	3:00.978	52.530	1:22.171	46.277	139.3	53:08.644
17	1	2:57.325	50.182	1:21.421	45.722	142.2	56:05.969
18	1	2:58.084	50.238	1:22.141	45.705	141.6	59:04.053
19	1	2:56.514	48.866	1:22.511	45.137	142.8	1:02:00.567
20	1	2:57.677	51.726	1:20.914	45.037	141.9	1:04:58.244

987 1.Jean-Paul HULSEBOS, 2.Joris HAVERMANS — PORSCHE Cayman, Cayman Cup

Lap	D	Time	Sector 1	Sector 2	Sector 3	Kph	Elapsed
1	1	3:23.872	1:02.330	1:30.539	51.003	121.5	3:23.872
2	1	3:15.210	55.130	1:27.842	52.238	129.2	6:39.082
3	1	3:12.986	55.476	1:28.185	49.325	130.7	9:52.068
4	1	3:15.940	54.823	1:28.567	52.550	128.7	13:08.008
5	1	3:19.257	54.990	1:34.336	49.931	126.5	16:27.265
6	1	3:20.962	59.656	1:30.271	51.035	125.5	19:48.227
7	1	3:19.337	55.525	1:32.069	51.743	126.5	23:07.564
8	1	3:32.070 B	58.169	1:30.974	1:02.927	118.9	26:39.634
9	1	5:14.799	2:26.082	1:48.999	59.718	80.1	31:54.433
10	1	3:22.001	58.754	1:31.308	51.939	124.8	35:16.434
11	1	3:24.868	1:02.101	1:31.372	51.395	123.1	38:41.302
12	1	3:15.553	56.138	1:29.042	50.373	128.9	41:56.855
13	1	3:16.015	54.855	1:29.704	51.456	128.6	45:12.870
14	1	3:15.904	55.528	1:30.395	49.981	128.7	48:28.774
15	1	3:09.403	53.730	1:27.162	48.511	133.1	51:38.177
16	1	3:10.376	54.146	1:27.443	48.787	132.4	54:48.553
17	1	3:14.361	53.463	1:29.972	50.926	129.7	58:02.914
18	1	3:08.119	53.082	1:26.967	48.070	134.0	1:01:11.033
19	1	3:06.876	53.128	1:25.761	47.987	134.9	1:04:17.909

989 1.Henk VAN NOREL — PORSCHE GT4RS, RS Cup

Lap	D	Time	Sector 1	Sector 2	Sector 3	Kph	Elapsed
1	1	3:08.822	1:01.995	1:21.829	44.998	131.2	3:08.822
2	1	2:54.259	48.103	1:21.424	44.732	144.7	6:03.081
3	1	2:59.530	47.886	1:22.897	48.747	140.4	9:02.611
4	1	2:57.736	48.472	1:23.848	45.416	141.9	12:00.347
5	1	3:24.974	49.181	1:31.132	1:04.661	123.0	15:25.321
6	1	2:58.312	48.511	1:22.259	47.542	141.4	18:23.633
7	1	3:02.028	50.369	1:24.470	47.189	138.5	21:25.661
8	1	3:12.363	53.314	1:28.545	50.504	131.1	24:38.024
9	1	4:36.277 B	54.374	2:00.344	1:41.559	91.3	29:14.301
10	1	4:35.159	2:12.686	1:28.033	54.440	91.6	33:49.460
11	1	3:05.444	51.758	1:26.765	46.921	136.0	36:54.904
12	1	3:04.602	49.330	1:26.743	48.529	136.6	39:59.506
13	1	3:00.530	48.653	1:25.464	46.413	139.7	43:00.036
14	1	3:00.588	50.054	1:24.915	45.619	139.6	46:00.624
15	1	2:58.391	47.997	1:25.235	45.159	141.3	48:59.015
16	1	2:59.868	50.699	1:22.295	46.874	140.2	51:58.883
17	1	2:55.894	48.504	1:22.501	44.889	143.3	54:54.777
18	1	3:00.166	49.686	1:24.701	45.779	139.9	57:54.943
19	1	2:52.030	47.297	1:20.690	44.043	146.6	1:00:46.973
20	1	2:58.526	48.773	1:23.400	46.353	141.2	1:03:45.499

991 1.Sander PIELKENROOD — PORSCHE 991 GT3 Cup, RS Cup

Lap	D	Time	Sector 1	Sector 2	Sector 3	Kph	Elapsed
1	1	3:26.707	1:06.956	1:31.862	47.889	119.9	3:26.707
2	1	3:08.106	53.480	1:27.369	47.257	134.0	6:34.813
3	1	3:02.367	50.646	1:25.590	46.131	138.3	9:37.180
4	1	3:00.960	50.117	1:24.861	45.982	139.3	12:38.140
5	1	3:27.111	53.444	1:44.234	49.433	121.7	16:05.251
6	1	3:08.578	52.435	1:27.733	48.410	133.7	19:13.829
7	1	3:24.085 B	54.535	1:30.281	59.269	123.5	22:37.914
8	1	5:02.302	2:15.547	1:34.031	1:12.724	83.4	27:40.216
9	1	3:54.630	1:12.707	1:36.967	1:04.956	107.5	31:34.846
10	1	3:26.675	56.606	1:34.690	55.379	122.0	35:01.521
11	1	3:18.061	58.553	1:29.576	49.932	127.3	38:19.582
12	1	3:18.552	54.980	1:31.718	51.854	127.0	41:38.134
13	1	3:13.224	56.312	1:27.678	49.234	130.5	44:51.358
14	1	3:11.118	53.843	1:28.370	48.905	131.9	48:02.476
15	1	3:11.885	55.187	1:27.219	49.479	131.4	51:14.361
16	1	3:14.582	52.886	1:33.137	48.559	129.6	54:28.943
17	1	3:07.083	54.551	1:26.086	46.446	134.8	57:36.026
18	1	3:04.226	51.188	1:26.780	46.258	136.9	1:00:40.252
19	1	3:11.625	54.140	1:26.810	50.675	131.6	1:03:51.877

993 1.Eric HESP — PORSCHE GT4 Clubsport, GT4 Cup

Lap	D	Time	Sector 1	Sector 2	Sector 3	Kph	Elapsed
1	1	3:32.165	1:08.854	1:34.915	48.396	116.8	3:32.165
2	1	3:07.368	51.397	1:28.601	47.370	134.6	6:39.533
3	1	3:05.283	51.913	1:25.981	47.389	136.1	9:44.816
4	1	3:04.213	51.214	1:26.369	46.630	136.9	12:49.029
5	1	3:19.317	51.210	1:38.754	49.353	126.5	16:08.346
6	1	3:10.623	53.205	1:29.041	48.377	132.3	19:18.969
7	1	3:14.730	54.782	1:29.461	50.487	129.5	22:33.699
8	1	3:22.809 B	53.791	1:29.315	59.703	124.3	25:56.508
9	1	5:06.294	2:25.391	1:41.261	59.642	82.3	31:02.802
10	1	3:14.406	56.192	1:29.190	49.024	129.7	34:17.208
11	1	3:14.381	53.152	1:32.796	48.433	129.7	37:31.589
12	1	3:05.674	51.935	1:27.373	46.366	135.8	40:37.263

ROADBOOK MOTOR CLASSIC
www.spasixhours.com
contact@roadbook.net

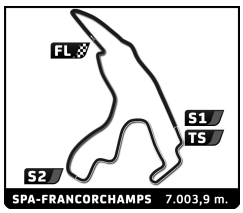

4-ACNN SERIES 2

SUPER SPA

Race 1

Sector Analysis

__ Invalidated Lap Personal Best Session Best **B** Crossing the pit lane

Lap	D	Time	Sector 1	Sector 2	Sector 3	Kph	Elapsed	Lap	D	Time	Sector 1	Sector 2	Sector 3	Kph	Elapsed
13	1	3:09.305	52.124	1:29.129	48.052	133.2	43:46.568								
14	1	3:02.094	50.759	1:25.442	45.893	138.5	46:48.662								
15	1	3:07.192	53.395	1:26.864	46.933	134.7	49:55.854								
16	1	3:06.218	51.893	1:26.991	47.334	135.4	53:02.072								
17	1	3:02.454	49.841	1:25.053	47.560	138.2	56:04.526								
18	1	3:04.996	50.953	1:25.926	48.117	136.3	59:09.522								
19	1	3:01.905	49.573	1:26.756	45.576	138.6	1:02:11.427								
20	1	3:00.814	51.150	1:25.064	44.600	139.4	1:05:12.241								

997 1.Pelle VAN WAES — PORSCHE 997 GT3 Cup, RS Cup

1	1	3:02.660	59.185	1:20.379	43.096	135.6	3:02.660
2	1	2:50.826	47.699	1:19.515	43.612	147.6	5:53.486
3	1	2:53.164	47.283	1:21.903	43.978	145.6	8:46.650
4	1	2:54.152	47.938	1:22.134	44.080	144.8	11:40.802
5	1	3:21.613 **B**	49.650	1:23.752	1:08.211	125.1	15:02.415
6	1	4:22.556	2:13.222	1:23.372	45.962	96.0	19:24.971
7	1	3:06.031	50.968	1:26.873	48.190	135.5	22:31.002
8	1	3:02.789	51.650	1:24.664	46.475	137.9	25:33.791
9	1	4:25.921	1:08.435	1:51.596	1:25.890	94.8	29:59.712
10	1	3:21.658	1:04.896	1:29.852	46.910	125.0	33:21.370
11	1	3:02.179	51.148	1:25.421	45.610	138.4	36:23.549
12	1	3:00.146	52.467	1:22.483	45.196	140.0	39:23.695
13	1	2:57.153	51.102	1:21.509	44.542	142.3	42:20.848
14	1	2:59.766	49.326	1:24.215	46.225	140.3	45:20.614
15	1	3:01.486	50.648	1:25.024	45.814	138.9	48:22.100
16	1	2:52.495	47.931	1:19.733	44.831	146.2	51:14.595
17	1	2:57.275	49.705	1:22.372	45.198	142.2	54:11.870
18	1	2:53.450	48.162	1:21.876	43.412	145.4	57:05.320
19	1	2:52.565	47.855	1:21.933	42.777	146.1	59:57.885
20	1	2:51.167	46.981	1:21.426	42.760	147.3	1:02:49.052

ROADBOOK MOTOR CLASSIC
www.spasixhours.com
contact@roadbook.net

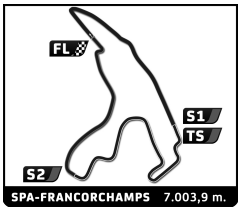

4-ACNN SERIES 2

SUPER SPA

Race 1

Weather Report

Air Temperature

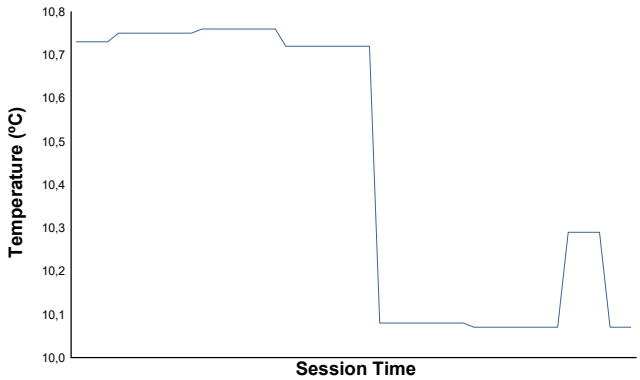

Track Temperature

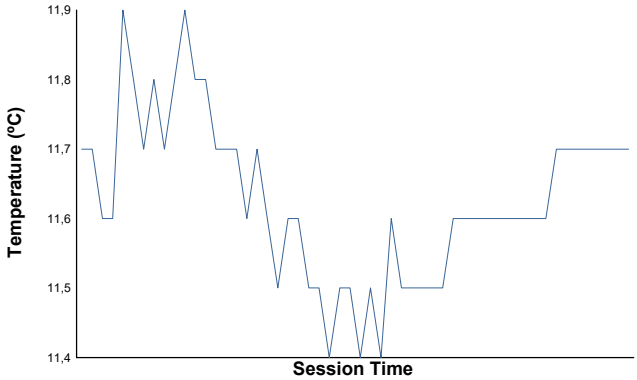

Humidity

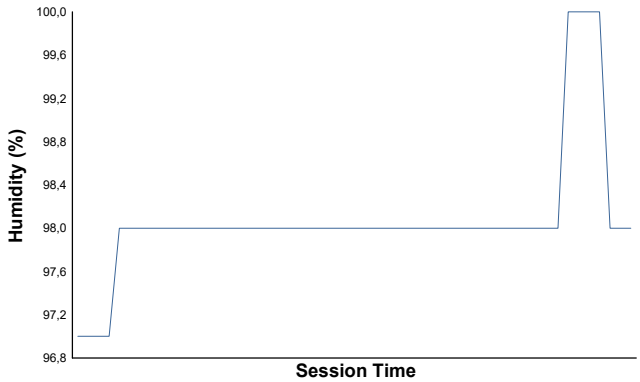

Pressure

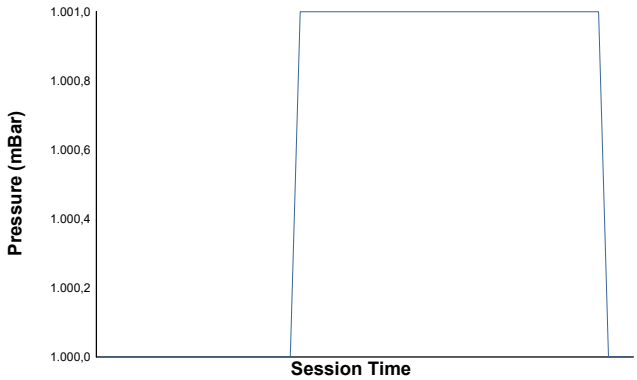

Wind Speed

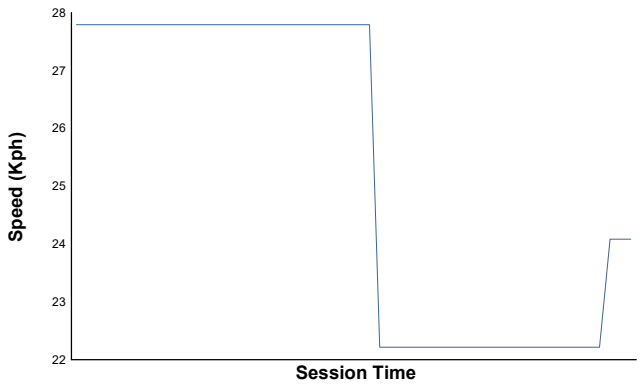

Wind Direction

North=0º/360º East=90º South=180º West=270º

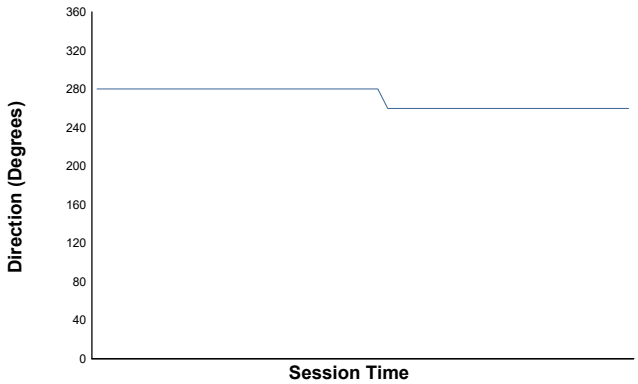

Track Status: **WET**

ROADBOOK MOTOR CLASSIC
www.spasixhours.com
contact@roadbook.net

SUPER SPA

ACNN

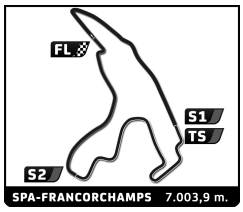

4-ACNN SERIES 2

SUPER SPA

Race 2 (1 Hour 1 Minute)

Final Starting Grid

Jürgen SCHLÖSSER	903	- 20 -		
Ryan MONE	47	- 19 -	78	Richard GRAVESTOCK
Simon DYE	71	- 18 -	36	Hugh PEART
Jeffrey POUW	902	- 17 -	3	Gary MARTIN
Jamy NAILARD	76	- 16 -	920	Han WANNET
John LOVELL	22	- 15 -	88	Paul SIMPSON
Clayton SAMPSON	30	- 14 -	20	James BRODIE
Nick CAREY	73	- 13 -	26	Stephen POTTS
Julian DYE	66	- 12 -	25	Jamie MCHUGH
Charlie DYE	96	- 11 -	46	Garry GOODWIN
Hans WESTERBEEK	931	- 10 -	17	Richard NEALL
Marc VAN DER MEULEN	972	- 9 -	91	Colin TESTER
Andrew DUCE	8	- 8 -	910	Andreas PAASSEN
Robert KRAANEVELD	951	- 7 -	55	Stuart MARSTON
Niekjan STEEHOUWER	957	- 6 -	916	Marvin VAN DONGEN
Sander PIELKENROOD	991	- 5 -	987	Jean-Paul HULSEBOS
Bob VAN INGE	933	- 4 -	961	Edwin VAN WIJNGAARDEN
Ronald VAN VLIET	926	- 3 -	993	Eric HESP
Jack ENGELS	981	- 2 -	982	Gijs VAN GOOSWILLIGEN
Pelle VAN WAES	997	- 1 -	989	Henk VAN NOREL

Pole

Stewards:
Jan DHONDT Guy DAUBRIE Peter GEENS

Timekeeper:
Mario ESTÉBANEZ

ROADBOOK MOTOR CLASSIC
www.spasixhours.com
contact@roadbook.net

SUPER SPA

ACNN

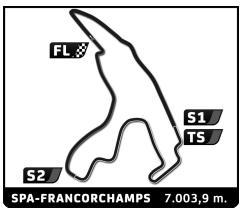

4-ACNN SERIES 2

SUPER SPA

Race 2 (1 Hour 1 Minute)

Final Classification

	No	Drivers	Team	Car	Cl.	Laps	Total Time	Gap	Kph	Lap	Best Lap Time	Kph
1	997	P. VAN WAES		PORSCHE 997 GT3 Cup	RS Cup	16	**46:26.853**	-	144.6	12	**2:33.038**	164.8
2	989	H. VAN NOREL		PORSCHE GT4RS	RS Cup	16	**46:31.239**	+4.386	144.4	16	**2:36.924**	160.7
3	991	S. PIELKENROOD		PORSCHE 991 GT3 Cup	RS Cup	16	**48:25.200**	+1:58.347	138.7	16	**2:38.450**	159.1
4	961	E. VAN WIJNGAARDEN		PORSCHE 991.2	RS Cup	16	**49:10.419**	+2:43.566	136.6	14	**2:39.560**	158.0
5	951	R. KRAANEVELD		PORSCHE GT3	RS Cup	16	**49:16.473**	+2:49.620	136.3	15	**2:39.235**	158.3
6	987	J. HULSEBOS / J. HAVERMANS		PORSCHE Cayman	Cayman C	15	**46:31.435**	1 Lap	135.3	14	**2:48.269**	149.8
7	957	N. STEEHOUWER		PORSCHE Cayman Cup	Cayman C	15	**46:47.128**	1 Lap	134.6	14	**2:46.562**	151.4
8	933	B. VAN INGE		PORSCHE Cayman	Cayman C	15	**47:02.171**	1 Lap	133.9	15	**2:47.707**	150.3
9	17	R. NEALL		PORSCHE 997-2	GT4 Cup	15	**47:13.801**	1 Lap	133.3	14	**2:47.438**	150.6
10	926	R. VAN VLIET		PORSCHE GT4	GT4 Cup	15	**47:15.133**	1 Lap	133.2	11	**2:43.381**	154.3
11	916	M. VAN DONGEN		PORSCHE Cayman S	Cayman C	15	**47:56.076**	1 Lap	131.4	15	**2:51.899**	146.7
12	8	A. DUCE		PORSCHE Boxster S	GT Cup	15	**48:05.055**	1 Lap	130.9	15	**2:50.276**	148.1
13	91	C. TESTER		PORSCHE Cayman S	Cayman C	15	**48:05.994**	1 Lap	130.9	15	**2:48.801**	149.4
14	55	S. MARSTON		PORSCHE Cayman S	Cayman C	15	**48:13.405**	1 Lap	130.6	11	**2:54.703**	144.3
15	88	P. SIMPSON		PORSCHE Cayman 987-2	Cayman C	15	**48:24.480**	1 Lap	130.1	14	**2:55.671**	143.5
16	25	J. MCHUGH		PORSCHE Boxster S	GT Cup	15	**48:57.498**	1 Lap	128.6	8	**2:54.956**	144.1
17	26	S. POTTS / P. HAMMOND		PORSCHE 968	GT Cup	15	**49:06.607**	1 Lap	128.2	12	**2:53.518**	145.3
18	910	A. PAASSEN		Porsche 911 RSR	RS Cup	15	**49:14.827**	1 Lap	127.8	11	**2:55.924**	143.3
19	73	N. CAREY / J. CAREY		PORSCHE 968	GT Cup	15	**49:47.642**	1 Lap	126.4	7	**2:54.869**	144.2
20	46	G. GOODWIN / M. GOODWIN		PORSCHE Boxster S	GT Cup	14	**46:28.154**	2 Laps	126.4	13	**2:55.316**	143.8
21	972	M. VAN DER MEULEN		PORSCHE Cayman	Cayman C	14	**46:29.066**	2 Laps	126.4	12	**2:59.553**	140.4
22	96	C. DYE		PORSCHE Boxster S	GT Cup	14	**46:34.540**	2 Laps	126.2	11	**3:00.158**	140.0
23	993	E. HESP		PORSCHE GT4 Clubsport	GT4 Cup	14	**46:37.609**	2 Laps	126.0	13	**2:45.136**	152.7
24	30	C. SAMPSON / E. SAMPSON		PORSCHE 968	GT Cup	14	**46:37.898**	2 Laps	126.0	7	**2:56.661**	142.7
25	22	J. LOVELL / J. BROWN		PORSCHE Boxster S	GT Cup	14	**47:08.122**	2 Laps	124.7	7	**2:55.560**	143.6
26	931	H. WESTERBEEK		PORSCHE Cayman S	Cayman C	14	**47:21.268**	2 Laps	124.1	13	**3:00.031**	140.1
27	20	J. BRODIE / R. KING		PORSCHE Boxster S	GT Cup	14	**47:41.007**	2 Laps	123.2	10	**2:57.459**	142.1
28	66	J. DYE		PORSCHE Boxster S	GT Cup	14	**47:45.043**	2 Laps	123.1	14	**3:04.862**	136.4
29	920	H. WANNET		PORSCHE 944 cup	944 Cup	14	**48:55.152**	2 Laps	120.1	13	**3:06.843**	134.9
30	902	J. POUW		PORSCHE 944 Cup	944 Cup	14	**51:04.378**	2 Laps	115.1	12	**3:12.195**	131.2
31	76	J. NAILARD		PORSCHE Cayman S	Cayman C	14	**51:07.524**	2 Laps	114.9	12	**3:10.169**	132.6
32	78	R. GRAVESTOCK / P. WATERS		PORSCHE 968	GT Cup	13	**45:40.829**	3 Laps	119.4	12	**2:59.992**	140.1
33	71	S. DYE / A. DYE		PORSCHE Boxster S	GT Cup	13	**46:51.229**	3 Laps	116.4	8	**3:09.517**	133.0
34	3	G. MARTIN / F. GETINO		PORSCHE Boxster S	GT Cup	13	**48:01.746**	3 Laps	113.6	13	**3:15.384**	129.0
35	36	H. PEART		PORSCHE 924	944 Cup	11	**40:21.416**	5 Laps	114.4	7	**3:23.068**	124.2
36	47	R. MONE		PORSCHE 944 S2	GT Cup	2	**9:40.075**	14 Laps	86.2			
37	981	J. ENGELS		PORSCHE Cayman GT4	GT4 Cup							
38	982	G. VAN GOOSWILLIGEN		Porsche GT4 CS	GT4 Cup							

Not Started

903	J. SCHLÖSSER	PORSCHE Boxster	Boxster Cu	

Pole Position:		Pelle VAN WAES		
Fastest Lap:	Lap 12	Pelle VAN WAES	**2:33.038**	164.8 Kph

CAR #88 - TIME PENALTY OF 5 SECONDS DUE TO TRACK LIMITS
CAR #73 - TIME PENALTY OF 5 + 10 SECONDS DUE TO TRACK LIMITS
CAR #920 - TIME PENALTY OF 0.860 SECONDS - PIT STOP INFRINGEMENT
CAR #951 - TIME PENALTY OF 34.686 SECONDS - PIT STOP INFRINGEMENT
CARS #66 & #910 - TIME PENALTY OF 30 SECONDS - PIT WINDOW INFRINGEMENT

Published at: .....

Track Status: **DRY**

Stewards:
Jan DHONDT Guy DAUBRIE Peter GEENS

Timekeeper:
Mario ESTÉBANEZ

ROADBOOK MOTOR CLASSIC
www.spasixhours.com
contact@roadbook.net

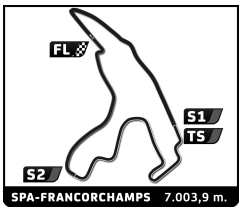

4-ACNN SERIES 2

SUPER SPA

Race 2 (1 Hour 1 Minute)

Final Classification by Class

	No	Drivers	Team	Car	Laps	Total Time	Gap	Kph	Lap	Best Lap Time	Kph
GT Cup											
1	8	A. DUCE		PORSCHE Boxster S	15	48:05.055		130.9	15	2:50.276	148.1
2	25	J. MCHUGH		PORSCHE Boxster S	15	48:57.498	+52.443	128.6	8	2:54.956	144.1
3	26	S. POTTS / P. HAMMOND		PORSCHE 968	15	49:06.607	+1'01.552	128.2	12	2:53.518	145.3
4	73	N. CAREY / J. CAREY		PORSCHE 968	15	49:47.642	+1'42.587	126.4	7	2:54.869	144.2
5	46	G. GOODWIN / M. GOODWIN		PORSCHE Boxster S	14	46:28.154	1 Lap	126.4	13	2:55.316	143.8
6	96	C. DYE		PORSCHE Boxster S	14	46:34.540	1 Lap	126.2	11	3:00.158	140.0
7	30	C. SAMPSON / E. SAMPSON		PORSCHE 968	14	46:37.898	1 Lap	126.0	7	2:56.661	142.7
8	22	J. LOVELL / J. BROWN		PORSCHE Boxster S	14	47:08.122	1 Lap	124.7	7	2:55.560	143.6
9	20	J. BRODIE / R. KING		PORSCHE Boxster S	14	47:41.007	1 Lap	123.2	10	2:57.459	142.1
10	66	J. DYE		PORSCHE Boxster S	14	47:45.043	1 Lap	123.1	14	3:04.862	136.4
11	78	R. GRAVESTOCK / P. WATERS		PORSCHE 968	13	45:40.829	2 Laps	119.4	12	2:59.992	140.1
12	71	S. DYE / A. DYE		PORSCHE Boxster S	13	46:51.229	2 Laps	116.4	8	3:09.517	133.0
13	3	G. MARTIN / F. GETINO		PORSCHE Boxster S	13	48:01.746	2 Laps	113.6	13	3:15.384	129.0
14	47	R. MONE		PORSCHE 944 S2	2	9:40.075	13 Laps	86.2			
GT4 Cup											
1	17	R. NEALL		PORSCHE 997-2	15	47:13.801		133.3	14	2:47.438	150.6
2	926	R. VAN VLIET		PORSCHE GT4	15	47:15.133	+1.332	133.2	11	2:43.381	154.3
3	993	E. HESP		PORSCHE GT4 Clubsport	14	46:37.609	1 Lap	126.0	13	2:45.136	152.7
4	981	J. ENGELS		PORSCHE Cayman GT4							
5	982	G. VAN GOOSWILLIGEN		Porsche GT4 CS							
Cayman Cup											
1	987	J. HULSEBOS / J. HAVERMANS		PORSCHE Cayman	15	46:31.435		135.3	14	2:48.269	149.8
2	957	N. STEEHOUWER		PORSCHE Cayman Cup	15	46:47.128	+15.693	134.6	14	2:46.562	151.4
3	933	B. VAN INGE		PORSCHE Cayman	15	47:02.171	+30.736	133.9	15	2:47.707	150.3
4	916	M. VAN DONGEN		PORSCHE Cayman S	15	47:56.076	+1'24.641	131.4	15	2:51.899	146.7
5	91	C. TESTER		PORSCHE Cayman S	15	48:05.994	+1'34.559	130.9	15	2:48.801	149.4
6	55	S. MARSTON		PORSCHE Cayman S	15	48:13.405	+1'41.970	130.6	11	2:54.703	144.3
7	88	P. SIMPSON		PORSCHE Cayman 987-2	15	48:24.480	+1'53.045	130.1	14	2:55.671	143.5
8	972	M. VAN DER MEULEN		PORSCHE Cayman	14	46:29.066	1 Lap	126.4	12	2:59.553	140.4
9	931	H. WESTERBEEK		PORSCHE Cayman S	14	47:21.268	1 Lap	124.1	13	3:00.031	140.1
10	76	J. NAILARD		PORSCHE Cayman S	14	51:07.524	1 Lap	114.9	12	3:10.169	132.6
944 Cup											
1	920	H. WANNET		PORSCHE 944 cup	14	48:55.152		120.1	13	3:06.843	134.9
2	902	J. POUW		PORSCHE 944 Cup	14	51:04.378	+2'09.226	115.1	12	3:12.195	131.2
3	36	H. PEART		PORSCHE 924	11	40:21.416	3 Laps	114.4	7	3:23.068	124.2
RS Cup											
1	997	P. VAN WAES		PORSCHE 997 GT3 Cup	16	46:26.853		144.6	12	2:33.038	164.8
2	989	H. VAN NOREL		PORSCHE GT4RS	16	46:31.239	+4.386	144.4	16	2:36.924	160.7
3	991	S. PIELKENROOD		PORSCHE 991 GT3 Cup	16	48:25.200	+1'58.347	138.7	16	2:38.450	159.1
4	961	E. VAN WIJNGAARDEN		PORSCHE 991.2	16	49:10.419	+2'43.566	136.6	14	2:39.560	158.0
5	951	R. KRAANEVELD		PORSCHE GT3	16	49:16.473	+2'49.620	136.3	15	2:39.235	158.3
6	910	A. PAASSEN		Porsche 911 RSR	15	49:14.827	1 Lap	127.8	11	2:55.924	143.3
Boxster Cup											
Not Started											
	903	J. SCHLÖSSER		PORSCHE Boxster							

CAR #88 - TIME PENALTY OF 5 SECONDS DUE TO TRACK LIMITS
CAR #73 - TIME PENALTY OF 5 + 10 SECONDS DUE TO TRACK LIMITS
CAR #920 - TIME PENALTY OF 0.860 SECONDS - PIT STOP INFRINGEMENT
CAR #951 - TIME PENALTY OF 34.686 SECONDS - PIT STOP INFRINGEMENT
CARS #66 & #910 - TIME PENALTY OF 30 SECONDS - PIT WINDOW INFRINGEMENT

Published at: .....

Track Status: **DRY**

Stewards:
Jan DHONDT Guy DAUBRIE Peter GEENS

Timekeeper:
Mario ESTÉBANEZ

ROADBOOK MOTOR CLASSIC
www.spasixhours.com
contact@roadbook.net

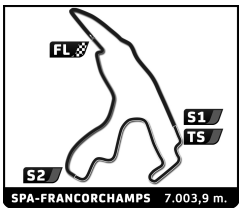

4-ACNN SERIES 2

SUPER SPA

Race 2

Lap Chart

No	Pos	Grid	Lap 1	2	3	4	5	6	7	8	9	10	11	12	13	14	15	16
997	1	997	926	926	926	997	997	997	997	997	997	997	997	997	997	997	997	997
989	2	989	997	997	997	926	991	926	989	989	989	989	989	989	989	989	989	989
981	3	981	991	991	991	991	926	961	951	951	933	933	933	933	933	991	991	991
982	4	982	993	993	993	993	993	991	961	933	17	17	951	951	951	951	951	951
926	5	926	989	933	961	961	961	989	926	957	91	951	961	961	991	987	961	961
993	6	993	933	961	933	951	951	993	933	17	951	91	991	991	987	961	987	
933	7	933	961	91	91	933	989	951	957	91	8	961	91	987	961	957	957	
961	8	961	957	957	951	957	933	933	993	8	987	987	987	91	91	933	933	
991	9	991	951	8	17	91	957	957	17	987	961	8	8	8	957	17	17	
987	10	987	91	951	957	17	17	17	91	22	22	991	957	957	17	926	926	
957	11	957	8	17	8	989	91	91	8	73	991	22	17	17	926	916	916	
916	12	916	17	30	30	8	8	8	22	25	73	957	20	926	916	8	8	
951	13	951	987	73	22	30	22	22	73	961	25	20	926	916	55	91	91	
55	14	55	73	46	73	22	30	30	30	30	20	916	916	55	8	55	55	
8	15	8	30	931	989	73	73	73	987	991	957	926	55	88	88	88	88	
910	16	910	46	22	20	25	25	25	25	46	55	55	88	910	910	910	910	
972	17	972	22	20	25	20	46	46	46	20	916	88	910	25	25	25	25	
91	18	91	916	25	46	46	20	987	20	55	88	910	25	73	26	26	26	
931	19	931	25	26	931	931	987	20	991	916	926	25	73	26	73	73	73	
17	20	17	55	910	26	987	931	931	931	931	910	73	26	972	972	46		
96	21	96	931	902	910	26	910	55	55	88	30	30	30	30	46	972		
46	22	46	26	66	78	910	55	916	916	910	972	972	972	96	30	96		
66	23	66	20	78	66	66	916	88	88	926	96	26	96	46	96	993		
25	24	25	972	71	987	78	88	910	910	972	26	96	46	66	993	30		
73	25	73	910	989	71	71	66	972	972	96	66	46	66	993	22	22		
26	26	26	88	36	902	55	972	78	78	78	46	66	22	22	66	66		
30	27	30	66	987	36	88	78	66	71	71	78	931	993	931	931	931		
20	28	20	47	916	916	916	71	71	66	66	71	993	931	20	20	20		
22	29	22	902	972	55	972	96	96	96	26	931	902	902	902	920	920		
88	30	88	78	55	88	902	902	902	26	902	902	76	920	920	902	902		
76	31	76	96	88	972	36	36	26	902	76	993	920	76	76	78	76		
920	32	920	71	47	96	96	26	36	36	36	76	36	78	78	76			
902	33	902	36	96	76	76	76	76	76	920	920	78	71	71	71			
3	34	3	920	920	920	920	920	920	920	993	36	71	36	3	3			
71	35	71	3	76	3	3	3	3	3	3	3	3	3					
36	36	36	76	3														
47	37	47																
78	38	78																
903	39	903																

ROADBOOK
MOTOR CLASSIC
www.spasixhours.com
contact@roadbook.net

N N

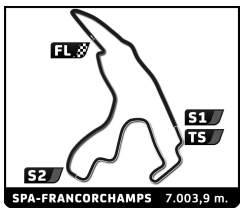

4-ACNN SERIES 2

SUPER SPA

Race 2

Best Sector Times

	Sector 1		Sector 2		Sector 3						
	No Driver	Time	No Driver	Time	No Driver	Time		No Team	Class	Ideal Lap	Best Lap
1	997 P.VAN WAES	42.877	997 P.VAN WAES	1:10.263	997 P.VAN WAES	38.550	1	997	RS Cup	2:31.690	2:33.038 (1)
2	989 H.VAN NOREL	43.947	989 H.VAN NOREL	1:12.065	989 H.VAN NOREL	39.386	2	989	RS Cup	2:35.398	2:36.924 (2)
3	951 R.KRAANEVELD	44.062	961 E.VAN WIJNGAARDEN	1:13.782	951 R.KRAANEVELD	39.880	3	951	RS Cup	2:38.283	2:39.235 (4)
4	991 S.PIELKENROOD	44.324	991 S.PIELKENROOD	1:13.990	961 E.VAN WIJNGAARDEN	39.999	4	961	RS Cup	2:38.315	2:39.560 (5)
5	961 E.VAN WIJNGAARDEN	44.534	951 R.KRAANEVELD	1:14.341	991 S.PIELKENROOD	40.109	5	991	RS Cup	2:38.423	2:38.450 (3)
6	926 R.VAN VLIET	46.744	926 R.VAN VLIET	1:15.065	926 R.VAN VLIET	41.430	6	926	GT4 Cup	2:43.239	2:43.381 (6)
7	993 E.HESP	46.888	987 J.HULSEBOS	1:15.661	993 E.HESP	41.980	7	993	GT4 Cup	2:44.788	2:45.136 (7)
8	17 R.NEALL	47.169	993 E.HESP	1:15.920	17 R.NEALL	42.904	8	933	Cayman Cup	2:46.907	2:47.707 (10)
9	933 B.VAN INGE	47.682	933 B.VAN INGE	1:16.315	933 B.VAN INGE	42.910	9	17	GT4 Cup	2:47.412	2:47.438 (9)
10	91 C.TESTER	48.237	8 A.DUCE	1:17.210	91 C.TESTER	42.920	10	987	Cayman Cup	2:47.723	2:48.269 (11)
11	987 J.HULSEBOS	48.720	17 R.NEALL	1:17.339	987 J.HULSEBOS	43.342	11	91	Cayman Cup	2:48.801	2:48.801 (12)
12	910 A.PAASSEN	49.325	91 C.TESTER	1:17.644	8 A.DUCE	43.727	12	8	GT Cup	2:50.276	2:50.276 (13)
13	8 A.DUCE	49.339	26 S.POTTS	1:17.733	916 M.VAN DONGEN	43.946	13	916	Cayman Cup	2:51.899	2:51.899 (14)
14	55 S.MARSTON	49.781	916 M.VAN DONGEN	1:17.997	26 S.POTTS	44.056	14	26	GT Cup	2:52.543	2:53.518 (15)
15	916 M.VAN DONGEN	49.956	25 J.MCHUGH	1:18.493	73 N.CAREY	44.714	15	55	Cayman Cup	2:54.537	2:54.703 (16)
16	46 G.GOODWIN	50.110	73 N.CAREY	1:18.708	910 A.PAASSEN	44.754	16	910	RS Cup	2:54.548	2:55.924 (22)
17	88 P.SIMPSON	50.585	20 J.BRODIE	1:18.713	88 P.SIMPSON	44.914	17	73	GT Cup	2:54.576	2:54.869 (17)
18	22 J.LOVELL	50.601	30 C.SAMPSON	1:18.958	25 J.MCHUGH	44.991	18	46	GT Cup	2:54.583	2:55.316 (19)
19	26 S.POTTS	50.754	22 J.LOVELL	1:19.144	55 S.MARSTON	45.042	19	88	Cayman Cup	2:54.749	2:55.671 (21)
20	931 H.WESTERBEEK	50.770	88 P.SIMPSON	1:19.250	46 G.GOODWIN	45.123	20	25	GT Cup	2:54.859	2:54.956 (18)
21	78 R.GRAVESTOCK	51.154	46 G.GOODWIN	1:19.350	30 C.SAMPSON	45.130	21	22	GT Cup	2:55.060	2:55.560 (20)
22	73 N.CAREY	51.154	55 S.MARSTON	1:19.714	22 J.LOVELL	45.315	22	30	GT Cup	2:55.570	2:56.661 (23)
23	972 M.VAN DER MEULEN	51.303	910 A.PAASSEN	1:20.469	20 J.BRODIE	45.596	23	20	GT Cup	2:57.239	2:57.459 (24)
24	25 J.MCHUGH	51.375	78 R.GRAVESTOCK	1:20.534	78 R.GRAVESTOCK	45.835	24	78	GT Cup	2:57.523	2:59.992 (26)
25	30 C.SAMPSON	51.482	972 M.VAN DER MEULEN	1:21.591	972 M.VAN DER MEULEN	45.951	25	972	Cayman Cup	2:58.845	2:59.553 (25)
26	96 C.DYE	51.570	96 C.DYE	1:21.726	96 C.DYE	46.178	26	931	Cayman Cup	2:59.320	3:00.031 (27)
27	66 J.DYE	52.567	931 H.WESTERBEEK	1:22.204	931 H.WESTERBEEK	46.346	27	96	GT Cup	2:59.474	3:00.158 (28)
28	76 J.NAILARD	52.756	66 J.DYE	1:23.755	66 J.DYE	47.398	28	66	GT Cup	3:03.720	3:04.862 (29)
29	71 S.DYE	52.902	920 H.WANNET	1:23.818	920 H.WANNET	47.841	29	920	944 Cup	3:06.567	3:06.843 (30)
30	20 J.BRODIE	52.930	71 S.DYE	1:26.369	76 J.NAILARD	48.890	30	71	GT Cup	3:08.521	3:09.517 (31)
31	47 R.MONE	54.365	902 J.POUW	1:26.536	902 J.POUW	49.132	31	76	Cayman Cup	3:08.713	3:10.169 (32)
32	920 H.WANNET	54.908	76 J.NAILARD	1:27.067	71 S.DYE	49.250	32	902	944 Cup	3:11.881	3:12.195 (33)
33	3 G.MARTIN	56.062	3 G.MARTIN	1:28.217	47 R.MONE	49.739	33	3	GT Cup	3:15.239	3:15.384 (34)
34	902 J.POUW	56.213	36 H.PEART	1:29.353	3 G.MARTIN	50.960	34	47	GT Cup	3:18.572	
35	36 H.PEART	1:00.159	47 R.MONE	1:34.468	36 H.PEART	52.175	35	36	944 Cup	3:21.687	3:23.068 (35)

ROADBOOK MOTOR CLASSIC
www.spasixhours.com
contact@roadbook.net

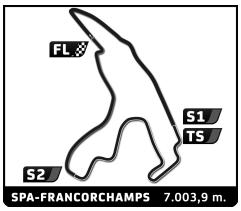

4-ACNN SERIES 2

SUPER SPA

Race 2

Best Top Speed

Team	Car	Class	Top Speed Driver	Top 1 Kph	Top 1 Lap	Top 2 Kph	Top 2 Lap	Top 3 Kph	Top 3 Lap	Top 4 Kph	Top 4 Lap	Top 5 Kph	Top 5 Lap	Avg
997	PORSCHE 997 GT3 Cup	RS Cup	P. VAN WAES	255.3	15	247.7	11	244.9	16	244.3	14	244.3	10	247,3
989	PORSCHE GT4RS	RS Cup	H. VAN NOREL	254.7	16	252.3	15	252.3	14	245.5	13	244.3	12	249,8
991	PORSCHE 991 GT3 Cup	RS Cup	S. PIELKENROOD	250.0	14	247.7	10	246.0	9	245.5	16	244.3	12	246,7
993	PORSCHE GT4 Clubsport	GT4 Cup	E. HESP	236.3	13	232.8	11	215.1	10	213.0	5	209.7	4	221,4
951	PORSCHE GT3	RS Cup	R. KRAANEVELD	234.8	16	221.3	11	213.4	9	211.8	14	208.5	13	218,0
961	PORSCHE 991.2	RS Cup	E. VAN WUNGAARDEN	233.8	12	226.4	11	226.4	10	223.6	16	218.6	13	225,8
926	PORSCHE GT4	GT4 Cup	R. VAN VLIET	226.4	12	224.5	15	224.1	1	221.3	14	220.9	11	223,4
17	PORSCHE 997-2	GT4 Cup	R. NEALL	224.1	12	221.8	9	220.0	15	218.6	7	217.7	10	220,4
8	PORSCHE Boxster S	GT Cup	A. DUCE	221.3	11	218.2	15	217.3	14	216.9	9	215.6	8	217,9
91	PORSCHE Cayman S	Cayman Cup	C. TESTER	220.9	15	216.9	11	211.8	8	209.7	14	207.3	10	213,3
987	PORSCHE Cayman	Cayman Cup	J. HULSEBOS	220.9	8	219.1	10	218.6	14	218.2	12	217.7	11	218,9
55	PORSCHE Cayman S	Cayman Cup	S. MARSTON	219.5	11	219.5	12	219.1	13	215.1	9	214.7	8	217,6
46	PORSCHE Boxster S	GT Cup	G. GOODWIN	218.6	8	218.2	12	216.4	14	213.0	4	208.5	7	214,9
916	PORSCHE Cayman S	Cayman Cup	M. VAN DONGEN	216.9	11	216.0	15	215.1	10	215.1	9	214.7	12	215,6
933	PORSCHE Cayman	Cayman Cup	B. VAN INGE	215.6	12	210.9	5	209.7	10	209.7	8	209.3	15	211,0
30	PORSCHE 968	GT Cup	C. SAMPSON	211.4	6	210.1	7	208.9	8	206.1	5	205.3	12	208,4
73	PORSCHE 968	GT Cup	N. CAREY	210.9	6	210.5	7	207.7	8	200.0	5	196.7	9	205,2
25	PORSCHE Boxster S	GT Cup	J. MCHUGH	209.3	9	208.1	8	204.2	7	202.6	14	201.5	4	205,1
931	PORSCHE Cayman S	Cayman Cup	H. WESTERBEEK	206.9	14	201.5	4	201.1	11	196.4	7	195.3	13	200,2
22	PORSCHE Boxster S	GT Cup	J. LOVELL	206.5	7	203.8	9	200.4	8	200.4	6	197.4	14	201,7
88	PORSCHE Cayman 987-2	Cayman Cup	P. SIMPSON	206.5	14	206.1	6	203.4	9	203.4	7	201.9	13	204,3
96	PORSCHE Boxster S	GT Cup	C. DYE	206.5	11	204.9	12	203.8	8	203.0	14	200.0	7	203,6
910	Porsche 911 RSR	RS Cup	A. PAASSEN	204.5	11	192.9	15	192.2	14	191.2	12	187.5	13	193,7
26	PORSCHE 968	GT Cup	S. POTTS	201.9	13	201.1	14	199.6	7	198.9	11	195.3	8	199,4
972	PORSCHE Cayman	Cayman Cup	M. VAN DER MEULEN	201.1	11	200.0	12	192.9	10	189.5	13	189.5	6	194,6
78	PORSCHE 968	GT Cup	R. [illegible]	200.4	10	196.7	11	196.4	9	193.9	12	188.2	8	195,1
66	PORSCHE Boxster S	GT Cup	J. DYE	198.9	10	198.9	14	198.9	13	194.6	9	191.2	12	196,5
76	PORSCHE Cayman S	Cayman Cup	J. NAILARD	196.0	11	196.0	12	193.5	10	191.8	8	190.8	13	193,6
71	PORSCHE Boxster S	GT Cup	S. DYE	194.6	9	189.5	8	189.1	7	187.5	13	184.9	12	189,1
20	PORSCHE Boxster S	GT Cup	J. BRODIE	193.2	11	192.9	5	192.5	6	191.8	7	191.2	4	192,3
920	PORSCHE 944 cup	944 Cup	H. WANNET	185.9	11	185.2	13	183.1	12	181.5	7	179.4	9	183,0
902	PORSCHE 944 Cup	944 Cup	J. POUW	184.0	13	182.4	12	182.1	10	181.5	8	180.0	7	182,0
3	PORSCHE Boxster S	GT Cup	G. MARTIN	171.7	9	169.3	13	169.3	8	166.2	6	162.4	10	167,8
36	PORSCHE 924	944 Cup	H. PEART	167.2	8	167.2	4	165.9	6	165.1	10	164.9	11	166,1
47	PORSCHE 944 S2	GT Cup	R. MONE	159.1	1	78.0	2							118,6
903	PORSCHE Boxster	Boxster Cup												
957	PORSCHE Cayman Cup	Cayman Cup	N. STEEHOUWER											
981	PORSCHE Cayman GT4	GT4 Cup												
982	Porsche GT4 CS	GT4 Cup												

ROADBOOK MOTOR CLASSIC
www.spasixhours.com
contact@roadbook.net

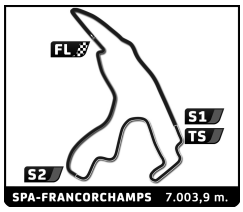

4-ACNN SERIES 2

SUPER SPA

Race 2

Fastest Lap Sequence

Elapsed	No	Team	Car	Class	Driver	Time	Kph	Lap
8:28.419	926		PORSCHE GT4	GT4 Cup	Ronald VAN VLIET	**4:58.429**	84.5	2
8:30.243	991		PORSCHE 991 GT3 Cup	RS Cup	Sander PIELKENROOD	**4:55.617**	85.3	2
8:37.926	933		PORSCHE Cayman	Cayman Cup	Bob VAN INGE	**4:50.227**	86.9	2
8:38.677	961		PORSCHE 991.2	RS Cup	Edwin VAN WIJNGAARDEN	**4:49.921**	87.0	2
8:39.874	91		PORSCHE Cayman S	Cayman Cup	Colin TESTER	**4:46.971**	87.9	2
8:42.345	8		PORSCHE Boxster S	GT Cup	Andrew DUCE	**4:45.602**	88.3	2
8:43.610	17		PORSCHE 997-2	GT4 Cup	Richard NEALL	**4:43.488**	88.9	2
8:44.993	30		PORSCHE 968	GT Cup	Clayton SAMPSON	**4:42.205**	89.3	2
8:47.337	46		PORSCHE Boxster S	GT Cup	Garry GOODWIN	**4:42.171**	89.4	2
8:48.406	931		PORSCHE Cayman S	Cayman Cup	Hans WESTERBEEK	**4:38.587**	90.5	2
8:49.194	20		PORSCHE Boxster S	GT Cup	James BRODIE	**4:37.507**	90.9	2
8:55.018	902		PORSCHE 944 Cup	944 Cup	Jeffrey POUW	**4:35.398**	91.6	2
8:58.182	71		PORSCHE Boxster S	GT Cup	Simon DYE	**4:30.276**	93.3	2
9:53.100	76		PORSCHE Cayman S	Cayman Cup	Jamy NAILARD	**3:45.001**	112.1	2
11:19.566	926		PORSCHE GT4	GT4 Cup	Ronald VAN VLIET	**2:51.147**	147.3	3
11:20.017	997		PORSCHE 997 GT3 Cup	RS Cup	Pelle VAN WAES	**2:50.062**	148.3	3
13:59.883	997		PORSCHE 997 GT3 Cup	RS Cup	Pelle VAN WAES	**2:39.866**	157.7	4
16:36.881	997		PORSCHE 997 GT3 Cup	RS Cup	Pelle VAN WAES	**2:36.998**	160.6	5
19:13.156	997		PORSCHE 997 GT3 Cup	RS Cup	Pelle VAN WAES	**2:36.275**	161.3	6
27:00.636	997		PORSCHE 997 GT3 Cup	RS Cup	Pelle VAN WAES	**2:33.800**	163.9	9
34:48.785	997		PORSCHE 997 GT3 Cup	RS Cup	Pelle VAN WAES	**2:33.038**	164.8	12

ROADBOOK MOTOR CLASSIC
www.spasixhours.com
contact@roadbook.net

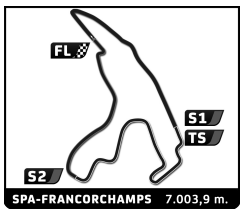

4-ACNN SERIES 2
SUPER SPA
Race 2

Sector Analysis

__ Invalidated Lap Personal Best Session Best **B** Crossing the pit lane

3
1.Gary MARTIN
2.Fernando GETINO
PORSCHE Boxster S
GT Cup

Lap	D	Time	Sector 1	Sector 2	Sector 3	Kph	Elapsed
1	1	4:38.988 B	1:20.386	1:45.577	1:33.025	88.8	4:38.988
2	1	5:29.369	2:44.269	1:46.105	58.995	76.6	10:08.357
3	1	3:38.887	1:01.940	1:40.047	56.900	115.2	13:47.244
4	1	3:35.223	1:00.074	1:38.438	56.711	117.2	17:22.467
5	1	3:34.694	1:00.883	1:37.835	55.976	117.4	20:57.161
6	1	3:28.389	59.935	1:33.776	54.678	121.0	24:25.550
7	1	3:26.340	57.666	1:34.952	53.722	122.2	27:51.890
8	1	3:21.096	57.511	1:31.839	51.746	125.4	31:12.986
9	1	3:25.370	58.292	1:33.366	53.712	122.8	34:38.356
10	1	3:23.647	58.626	1:32.895	52.126	123.8	38:02.003
11	1	3:25.765	58.932	1:34.762	52.071	122.5	41:27.768
12	1	3:18.594	58.120	1:29.514	50.960	127.0	44:46.362
13	1	3:15.384	56.062	1:28.217	51.105	129.0	48:01.746

8
1.Andrew DUCE
PORSCHE Boxster S
GT Cup

Lap	D	Time	Sector 1	Sector 2	Sector 3	Kph	Elapsed
1	1	3:56.743	1:00.463	1:30.086	1:26.194	104.6	3:56.743
2	1	4:45.602	1:37.954	2:05.659	1:01.989	88.3	8:42.345
3	1	3:03.888	53.517	1:23.627	46.744	137.1	11:46.233
4	1	2:59.052	51.247	1:21.067	46.738	140.8	14:45.285
5	1	2:58.440	51.112	1:20.934	46.394	141.3	17:43.725
6	1	2:57.909	50.572	1:21.536	45.801	141.7	20:41.634
7	1	2:55.485	50.856	1:19.254	45.375	143.7	23:37.119
8	1	2:54.053	50.299	1:18.886	44.868	144.9	26:31.172
9	1	2:55.978	50.505	1:20.515	44.958	143.3	29:27.150
10	1	2:54.269	49.872	1:18.636	45.761	144.7	32:21.419
11	1	2:51.955	49.633	1:17.814	44.508	146.6	35:13.374
12	1	3:00.996 B	49.883	1:18.898	52.215	139.3	38:14.370
13	1	4:09.043	2:04.671	1:19.453	44.919	101.2	42:23.413
14	1	2:51.366	49.409	1:17.928	44.029	147.1	45:14.779
15	1	2:50.276	49.339	1:17.210	43.727	148.1	48:05.055

17
1.Richard NEALL
PORSCHE 997-2
GT4 Cup

Lap	D	Time	Sector 1	Sector 2	Sector 3	Kph	Elapsed
1	1	4:00.122	1:03.114	1:30.578	1:26.430	103.2	4:00.122
2	1	4:43.488	1:36.871	2:04.526	1:02.091	88.9	8:43.610
3	1	2:58.679	51.307	1:22.479	44.893	141.1	11:42.289
4	1	2:56.839	49.448	1:20.870	46.521	142.6	14:39.128
5	1	2:53.685	49.913	1:19.939	43.833	145.2	17:32.813
6	1	2:50.777	48.229	1:18.781	43.767	147.6	20:23.590
7	1	2:50.057	47.766	1:18.681	43.610	148.3	23:13.647
8	1	2:50.152	47.757	1:18.241	44.154	148.2	26:03.799
9	1	2:49.928	47.901	1:18.805	43.222	148.4	28:53.727
10	1	2:57.996 B	48.117	1:18.408	51.471	141.7	31:51.723
11	1	4:08.229	2:04.483	1:20.409	43.337	101.6	35:59.952
12	1	2:49.024	48.214	1:17.339	43.471	149.2	38:48.976
13	1	2:48.307	47.687	1:17.712	42.908	149.8	41:37.283
14	1	2:47.438	47.169	1:17.365	42.904	150.6	44:24.721
15	1	2:49.080	47.281	1:18.522	43.277	149.1	47:13.801

20
1.James BRODIE
2.Rey KING
PORSCHE Boxster S
GT Cup

Lap	D	Time	Sector 1	Sector 2	Sector 3	Kph	Elapsed
1	1	4:11.687	1:11.484	1:34.799	1:25.404	98.4	4:11.687
2	1	4:37.507	1:34.789	2:01.587	1:01.131	90.9	8:49.194
3	1	3:08.286	55.708	1:24.129	48.449	133.9	11:57.480
4	1	3:06.456	54.900	1:23.917	47.639	135.2	15:03.936
5	1	3:00.393	53.496	1:19.584	47.313	139.8	18:04.329
6	1	2:58.796	53.106	1:19.550	46.140	141.0	21:03.125
7	1	2:59.205	53.269	1:19.657	46.279	140.7	24:02.330
8	1	3:00.590	54.801	1:19.880	45.909	139.6	27:02.920
9	1	2:58.634	53.205	1:18.967	46.462	141.1	30:01.554
10	1	2:57.459	53.150	1:18.713	45.596	142.1	32:59.013
11	1	3:05.073 B	52.930	1:19.352	52.791	136.2	36:04.086
12	1	5:26.514	3:11.700	1:25.737	49.077	77.2	41:30.600
13	1	3:07.248	54.802	1:24.100	48.346	134.7	44:37.848
14	1	3:03.159	54.311	1:21.535	47.313	137.7	47:41.007

22
1.John LOVELL
2.Jason BROWN
PORSCHE Boxster S
GT Cup

Lap	D	Time	Sector 1	Sector 2	Sector 3	Kph	Elapsed
1	1	4:05.759	1:06.740	1:35.478	1:23.541	100.8	4:05.759
2	1	4:42.665	1:35.864	2:03.217	1:03.584	89.2	8:48.424
3	1	3:05.953	52.652	1:25.551	47.750	135.6	11:54.377
4	1	3:01.614	52.315	1:22.949	46.350	138.8	14:55.991
5	1	2:57.973	51.425	1:20.759	45.789	141.7	17:53.964
6	1	2:56.506	50.902	1:19.470	46.134	142.9	20:50.470
7	1	2:55.560	50.788	1:19.144	45.628	143.6	23:46.030
8	1	2:56.082	51.055	1:19.712	45.315	143.2	26:42.112
9	1	2:59.086	50.601	1:20.278	48.207	140.8	29:41.198
10	1	3:05.724 B	52.992	1:19.462	53.270	135.8	32:46.922
11	1	5:18.221	3:07.032	1:24.395	46.794	79.2	38:05.143
12	1	3:07.239	56.564	1:24.442	46.233	134.7	41:12.382
13	1	2:57.700	50.672	1:20.357	46.671	141.9	44:10.082
14	1	2:58.040	51.207	1:20.893	45.940	141.6	47:08.122

25
1.Jamie MCHUGH
PORSCHE Boxster S
GT Cup

Lap	D	Time	Sector 1	Sector 2	Sector 3	Kph	Elapsed
1	1	4:08.079	1:06.534	1:36.368	1:25.177	99.9	4:08.079
2	1	4:42.477	1:35.025	2:02.431	1:05.021	89.3	8:50.556
3	1	3:08.137	54.884	1:25.314	47.939	134.0	11:58.693
4	1	3:01.391	53.075	1:21.673	46.643	139.0	15:00.084
5	1	2:58.496	52.530	1:20.180	45.786	141.3	17:58.580
6	1	2:58.247	52.601	1:18.874	46.772	141.5	20:56.827
7	1	2:57.835	51.998	1:20.161	45.676	141.8	23:54.662
8	1	2:54.956	51.472	1:18.493	44.991	144.1	26:49.618
9	1	3:04.187 B	52.337	1:19.599	52.251	136.9	29:53.805
10	1	4:12.299	2:04.312	1:20.391	47.596	99.9	34:06.104
11	1	2:58.734	52.230	1:19.887	46.617	141.1	37:04.838
12	1	2:57.739	52.007	1:19.844	45.888	141.9	40:02.577
13	1	2:58.150	51.843	1:20.511	45.796	141.5	43:00.727
14	1	2:57.478	51.375	1:20.441	45.662	142.1	45:58.205
15	1	2:59.293	51.444	1:19.354	48.495	140.6	48:57.498

ROADBOOK MOTOR CLASSIC
www.spasixhours.com
contact@roadbook.net

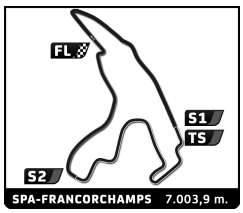

4-ACNN SERIES 2
SUPER SPA
Race 2

Sector Analysis

__ Invalidated Lap Personal Best Session Best **B** Crossing the pit lane

26
1.Stephen POTTS
2.Pip HAMMOND
PORSCHE 968
GT Cup

Lap	D	Time	Sector 1	Sector 2	Sector 3	Kph	Elapsed
1	1	4:10.430	1:07.212	1:37.099	1:26.119	98.9	4:10.430
2	1	4:40.676	1:34.881	2:01.728	1:04.067	89.8	8:51.106
3	1	3:13.811	55.375	1:28.618	49.818	130.1	12:04.917
4	1	3:23.384 B	55.868	1:28.876	58.640	124.0	15:28.301
5	1	4:17.721	2:12.277	1:20.554	44.890	97.8	19:46.022
6	1	2:56.010	52.167	1:18.396	45.447	143.3	22:42.032
7	1	2:55.736	52.581	1:18.528	44.627	143.5	25:37.768
8	1	2:55.467	51.610	1:18.362	45.495	143.7	28:33.235
9	1	2:58.178	53.874	1:19.842	44.462	141.5	31:31.413
10	1	2:56.105	51.493	1:19.885	44.727	143.2	34:27.518
11	1	2:55.852	51.620	1:18.716	45.516	143.4	37:23.370
12	1	2:53.518	51.729	1:17.733	44.056	145.3	40:16.888
13	1	2:54.670	50.754	1:19.377	44.539	144.4	43:11.558
14	1	2:54.597	50.809	1:18.629	45.159	144.4	46:06.155
15	1	3:00.452	52.309	1:18.455	49.688	139.7	49:06.607

30
1.Clayton SAMPSON
2.Edward SAMPSON
PORSCHE 968
GT Cup

Lap	D	Time	Sector 1	Sector 2	Sector 3	Kph	Elapsed
1	1	4:02.788	1:03.527	1:33.235	1:26.026	102.0	4:02.788
2	1	4:42.205	1:36.528	2:03.927	1:01.750	89.3	8:44.993
3	1	3:06.892	53.917	1:25.408	47.567	134.9	11:51.885
4	1	3:03.287	53.945	1:22.917	46.425	137.6	14:55.172
5	1	3:00.045	53.055	1:21.390	45.600	140.0	17:55.217
6	1	2:58.446	51.482	1:19.706	47.258	141.3	20:53.663
7	1	2:56.661	52.573	1:18.958	45.130	142.7	23:50.324
8	1	3:03.158 B	52.959	1:19.181	51.018	137.7	26:53.482
9	1	4:22.088	2:10.458	1:25.516	46.114	96.2	31:15.570
10	1	3:05.343	55.015	1:24.383	45.945	136.0	34:20.913
11	1	3:04.783	52.836	1:24.952	46.995	136.5	37:25.696
12	1	3:04.660	52.735	1:22.887	49.038	136.5	40:30.356
13	1	3:02.750	52.934	1:23.221	46.595	138.0	43:33.106
14	1	3:04.792	52.956	1:25.652	46.184	136.4	46:37.898

36
1.Hugh PEART
PORSCHE 924
944 Cup

Lap	D	Time	Sector 1	Sector 2	Sector 3	Kph	Elapsed
1	1	4:31.239	1:24.590	1:41.982	1:24.667	91.3	4:31.239
2	1	4:30.313	1:22.103	2:03.572	1:04.638	93.3	9:01.552
3	1	3:30.979	1:02.914	1:33.572	54.493	119.5	12:32.531
4	1	3:27.403	1:01.123	1:32.809	53.471	121.6	15:59.934
5	1	3:25.641	1:01.376	1:30.885	53.380	122.6	19:25.575
6	1	3:24.366	1:01.041	1:29.353	53.972	123.4	22:49.941
7	1	3:23.068	1:00.159	1:29.643	53.266	124.2	26:13.009
8	1	3:28.150	1:01.680	1:31.784	54.686	121.1	29:41.159
9	1	3:26.434	1:02.368	1:31.273	52.793	122.1	33:07.593
10	1	3:25.324	1:02.504	1:30.645	52.175	122.8	36:32.917
11	1	3:48.499 B	1:01.784	1:33.807	1:12.908	110.3	40:21.416

46
1.Garry GOODWIN
2.Michael GOODWIN
PORSCHE Boxster S
GT Cup

Lap	D	Time	Sector 1	Sector 2	Sector 3	Kph	Elapsed
1	1	4:05.166	1:04.407	1:37.325	1:23.434	101.1	4:05.166
2	1	4:42.171	1:35.219	2:03.784	1:03.168	89.4	8:47.337
3	1	3:12.862	53.367	1:30.423	49.072	130.7	12:00.199
4	1	3:04.141	51.890	1:23.998	48.253	136.9	15:04.340
5	1	2:58.197	51.435	1:20.994	45.768	141.5	18:02.537
6	1	2:55.366	50.650	1:19.350	45.366	143.8	20:57.903
7	1	2:57.779	50.810	1:21.060	45.909	141.8	23:55.682
8	1	3:04.974 B	51.556	1:19.626	53.792	136.3	27:00.656
9	1	4:41.981	2:32.141	1:23.484	46.356	89.4	31:42.637
10	1	2:57.792	51.434	1:20.719	45.639	141.8	34:40.429
11	1	2:56.941	50.724	1:21.094	45.123	142.5	37:37.370
12	1	2:56.861	50.110	1:20.928	45.823	142.6	40:34.231
13	1	2:55.316	50.167	1:19.989	45.160	143.8	43:29.547
14	1	2:58.607	50.681	1:20.892	47.034	141.2	46:28.154

47
1.Ryan MONE
PORSCHE 944 S2
GT Cup

Lap	D	Time	Sector 1	Sector 2	Sector 3	Kph	Elapsed
1	1	4:19.196 B	1:11.121	1:34.468	1:33.607	95.6	4:19.196
2	1	5:20.879	2:44.770	1:46.370	49.739	78.6	9:40.075

55
1.Stuart MARSTON
PORSCHE Cayman S
Cayman Cup

Lap	D	Time	Sector 1	Sector 2	Sector 3	Kph	Elapsed
1	1	4:08.814 B	1:00.107	1:34.064	1:34.643	99.6	4:08.814
2	1	5:30.222	2:53.920	1:47.353	48.949	76.4	9:39.036
3	1	3:05.046	52.426	1:25.788	46.832	136.3	12:44.082
4	1	3:02.713	51.032	1:25.288	46.393	138.0	15:46.795
5	1	3:00.075	51.744	1:21.502	46.829	140.0	18:46.870
6	1	2:57.144	51.143	1:20.502	45.499	142.3	21:44.014
7	1	2:56.550	50.160	1:20.347	46.043	142.8	24:40.564
8	1	2:56.010	50.140	1:20.525	45.345	143.3	27:36.574
9	1	2:56.961	50.657	1:20.682	45.622	142.5	30:33.535
10	1	2:58.232	50.612	1:20.651	46.969	141.5	33:31.767
11	1	2:54.703	49.781	1:19.880	45.042	144.3	36:26.470
12	1	2:55.341	49.884	1:20.097	45.360	143.8	39:21.811
13	1	2:57.558	50.214	1:20.488	46.856	142.0	42:19.369
14	1	2:57.891	50.386	1:21.358	46.147	141.7	45:17.260
15	1	2:56.145	51.120	1:19.714	45.311	143.1	48:13.405

66
1.Julian DYE
PORSCHE Boxster S
GT Cup

Lap	D	Time	Sector 1	Sector 2	Sector 3	Kph	Elapsed
1	1	4:18.691	1:14.567	1:38.576	1:25.548	95.8	4:18.691
2	1	4:37.391	1:30.163	2:02.629	1:04.599	90.9	8:56.082
3	1	3:25.496	59.855	1:33.139	52.502	122.7	12:21.578
4	1	3:19.985	56.284	1:31.877	51.824	126.1	15:41.563
5	1	3:15.728	55.339	1:30.125	50.264	128.8	18:57.291
6	1	3:15.072			49.717	129.3	22:12.363
7	1	3:11.246	54.779	1:26.711	49.756	131.8	25:23.609
8	1	3:09.501	54.707	1:25.945	48.849	133.1	28:33.110
9	1	3:08.964	55.329	1:24.877	48.758	133.4	31:42.074
10	1	3:07.252	54.154	1:24.885	48.213	134.7	34:49.326
11	1	3:06.946	53.272	1:25.714	47.960	134.9	37:56.272
12	1	3:08.323	53.181	1:25.824	49.318	133.9	41:04.595
13	1	3:05.586	53.288	1:24.900	47.398	135.9	44:10.181

ROADBOOK MOTOR CLASSIC
www.spasixhours.com
contact@roadbook.net

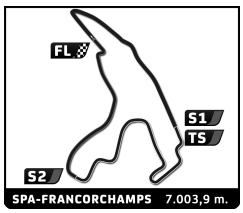

4-ACNN SERIES 2
SUPER SPA
Race 2

Sector Analysis

__ Invalidated Lap Personal Best Session Best **B** Crossing the pit lane

Lap	D	Time	Sector 1	Sector 2	Sector 3	Kph	Elapsed
14	1	3:04.862	52.567	1:23.755	48.540	136.4	47:15.043

71
1.Simon DYE
2.Andrew DYE
PORSCHE Boxster S
GT Cup

Lap	D	Time	Sector 1	Sector 2	Sector 3	Kph	Elapsed
1	1	4:27.906	1:20.843	1:43.326	1:23.737	92.5	4:27.906
2	1	4:30.276	1:24.184	2:02.664	1:03.428	93.3	8:58.182
3	1	3:26.164	58.483	1:34.339	53.342	122.3	12:24.346
4	1	3:20.027	56.286	1:32.171	51.570	126.1	15:44.373
5	1	3:15.210	54.919	1:30.104	50.187	129.2	18:59.583
6	1	3:13.253	54.535	1:29.253	49.465	130.5	22:12.836
7	1	3:10.225	54.069	1:26.369	49.787	132.5	25:23.061
8	1	3:09.517	53.621	1:26.646	49.250	133.0	28:32.578
9	1	3:17.107 B	52.902	1:26.752	57.453	127.9	31:49.685
10	1	4:53.928	2:24.057	1:37.914	51.957	85.8	36:43.613
11	1	3:24.544	58.115	1:33.170	53.259	123.3	40:08.157
12	1	3:20.466	57.766	1:31.750	50.950	125.8	43:28.623
13	1	3:22.606	55.911	1:34.826	51.869	124.4	46:51.229

73
1.Nick CAREY
2.James CAREY
PORSCHE 968
GT Cup

Lap	D	Time	Sector 1	Sector 2	Sector 3	Kph	Elapsed
1	1	4:02.162	1:04.214	1:31.868	1:26.080	102.3	4:02.162
2	1	4:43.861	1:36.179	2:04.136	1:03.546	88.8	8:46.023
3	1	3:09.075	54.661	1:27.276	47.138	133.4	11:55.098
4	1	3:01.160	52.738	1:22.261	46.161	139.2	14:56.258
5	1	3:00.035	53.086	1:21.369	45.580	140.1	17:56.293
6	1	2:57.976	51.154	1:20.059	46.763	141.7	20:54.269
7	1	2:54.869	51.447	1:18.708	44.714	144.2	23:49.138
8	1	2:57.111	51.584	1:20.514	45.013	142.4	26:46.249
9	1	3:04.436 B	51.455	1:21.662	51.319	136.7	29:50.685
10	1	4:17.525	2:07.197	1:22.834	47.494	97.9	34:08.210
11	1	3:01.680	52.858	1:22.410	46.412	138.8	37:09.890
12	1	3:01.395	52.260	1:22.366	46.769	139.0	40:11.285
13	1	3:02.955	52.910	1:23.279	46.766	137.8	43:14.240
14	1	3:00.682	53.073	1:21.559	46.050	139.5	46:14.922
15	1	3:17.720	51.609	1:23.478	1:02.633	127.5	49:32.642

76
1.Jamy NAILARD
PORSCHE Cayman S
Cayman Cup

Lap	D	Time	Sector 1	Sector 2	Sector 3	Kph	Elapsed
1	1	6:08.099 B	3:21.678	1:47.462	58.959	67.3	6:08.099
2	1	3:45.001	1:08.262	1:44.350	52.389	112.1	9:53.100
3	1	3:26.385	57.382	1:36.060	52.943	122.2	13:19.485
4	1	3:21.514	55.454	1:33.407	52.653	125.1	16:40.999
5	1	3:17.658	55.243	1:31.235	51.180	127.6	19:58.657
6	1	3:14.732	53.768	1:30.940	50.024	129.5	23:13.389
7	1	3:13.139	53.510	1:29.985	49.644	130.5	26:26.528
8	1	3:13.772	52.756	1:30.051	50.965	130.1	29:40.300
9	1	3:14.506	53.419	1:30.286	50.801	129.6	32:54.806
10	1	3:12.998	53.453	1:30.587	48.958	130.6	36:07.804
11	1	3:10.620	53.337	1:27.135	50.148	132.3	39:18.424
12	1	3:10.169	53.304	1:27.975	48.890	132.6	42:28.593
13	1	3:22.065 B	53.962	1:27.067	1:01.036	124.8	45:50.658
14	1	5:16.866	2:14.345	1:30.215	1:32.306	79.6	51:07.524

78
1.Richard GRAVESTOCK
2.Philip WATERS
PORSCHE 968
GT Cup

Lap	D	Time	Sector 1	Sector 2	Sector 3	Kph	Elapsed
1	1	4:20.384	1:15.746	1:41.628	1:23.010	95.1	4:20.384
2	1	4:36.010	1:30.458	2:02.607	1:02.945	91.4	8:56.394
3	1	3:24.302	57.478	1:33.860	52.964	123.4	12:20.696
4	1	3:21.280	56.114	1:32.182	52.984	125.3	15:41.976
5	1	3:16.880	54.844	1:30.995	51.041	128.1	18:58.856
6	1	3:12.736	54.449	1:28.278	50.009	130.8	22:11.592
7	1	3:11.018	53.835	1:27.305	49.878	132.0	25:22.610
8	1	3:09.644	53.492	1:25.842	50.310	133.0	28:32.254
9	1	3:14.967 B	52.909	1:26.753	55.305	129.3	31:47.221
10	1	4:48.645	2:36.416	1:25.072	47.157	87.4	36:35.866
11	1	3:03.973	53.503	1:23.403	47.067	137.1	39:39.839
12	1	2:59.992	51.309	1:22.848	45.835	140.1	42:39.831
13	1	3:00.998	53.385	1:21.630	45.983	139.3	45:40.829

88
1.Paul SIMPSON
PORSCHE Cayman 987-2
Cayman Cup

Lap	D	Time	Sector 1	Sector 2	Sector 3	Kph	Elapsed
1	1	4:16.706 B	1:10.538	1:34.310	1:31.858	96.5	4:16.706
2	1	5:22.956	2:46.475	1:47.085	49.396	78.1	9:39.662
3	1	3:05.115	53.431	1:25.304	46.380	136.2	12:44.777
4	1	3:02.845	53.616	1:22.947	46.282	137.9	15:47.622
5	1	3:01.310	51.707	1:21.233	48.370	139.1	18:48.932
6	1	2:57.725	52.209	1:19.550	45.966	141.9	21:46.657
7	1	2:57.871	52.206	1:20.150	45.515	141.8	24:44.528
8	1	2:57.626	52.096	1:20.105	45.425	142.0	27:42.154
9	1	2:57.384	51.577	1:19.954	45.853	142.1	30:39.538
10	1	2:58.557	51.879	1:20.844	45.834	141.2	33:38.095
11	1	2:56.614	51.341	1:20.359	44.914	142.8	36:34.709
12	1	2:57.497	52.246	1:19.641	45.610	142.1	39:32.206
13	1	2:55.674	50.585	1:19.800	45.289	143.5	42:27.880
14	1	2:55.671	50.788	1:19.250	45.633	143.5	45:23.551
15	1	2:55.929	50.759	1:19.709	45.461	143.3	48:19.480

91
1.Colin TESTER
PORSCHE Cayman S
Cayman Cup

Lap	D	Time	Sector 1	Sector 2	Sector 3	Kph	Elapsed
1	1	3:52.903	1:00.213	1:27.961	1:24.729	106.4	3:52.903
2	1	4:46.971	1:40.790	2:05.789	1:00.392	87.9	8:39.874
3	1	2:59.955	51.236	1:23.144	45.575	140.1	11:39.829
4	1	2:58.798	51.152	1:20.954	46.692	141.0	14:38.627
5	1	2:57.263	51.330	1:20.701	45.232	142.2	17:35.890
6	1	2:55.122	49.948	1:20.245	44.929	144.0	20:31.012
7	1	2:54.943	49.714	1:20.259	44.970	144.1	23:25.955
8	1	2:54.578	49.611	1:20.177	44.790	144.4	26:20.533
9	1	2:55.362	50.056	1:20.022	45.284	143.8	29:15.895
10	1	2:55.177	49.505	1:20.815	44.857	143.9	32:11.072
11	1	2:55.828	49.162	1:21.207	45.459	143.4	35:06.900
12	1	2:55.542	49.772	1:21.210	44.560	143.6	38:02.442
13	1	3:05.670 B	49.368	1:21.548	54.754	135.8	41:08.112
14	1	4:09.081	2:07.162	1:18.199	43.720	101.2	45:17.193
15	1	2:48.801	48.237	1:17.644	42.920	149.4	48:05.994

ROADBOOK MOTOR CLASSIC
www.spasixhours.com
contact@roadbook.net

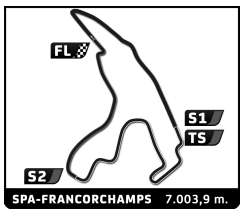

4-ACNN SERIES 2
SUPER SPA
Race 2

Sector Analysis

__ Invalidated Lap Personal Best Session Best **B** Crossing the pit lane

96 — 1.Charlie DYE — PORSCHE Boxster S, GT Cup

Lap	D	Time	Sector 1	Sector 2	Sector 3	Kph	Elapsed
1	1	4:21.992 B	1:15.280	1:36.729	1:29.983	94.6	4:21.992
2	1	5:25.747	2:52.292	1:43.136	50.319	77.4	9:47.739
3	1	3:12.269	54.912	1:28.482	48.875	131.1	13:00.008
4	1	3:08.537	53.634	1:26.537	48.366	133.7	16:08.545
5	1	3:08.420	52.728	1:26.394	49.298	133.8	19:16.965
6	1	3:05.374	52.896	1:24.717	47.761	136.0	22:22.339
7	1	3:03.743	52.438	1:23.832	47.473	137.2	25:26.082
8	1	3:03.428	51.901	1:24.343	47.184	137.5	28:29.510
9	1	3:00.739	51.600	1:22.440	46.699	139.5	31:30.249
10	1	3:02.664	52.034	1:22.711	47.919	138.0	34:32.913
11	1	3:00.158	51.828	1:22.152	46.178	140.0	37:33.071
12	1	3:00.467	51.609	1:22.254	46.604	139.7	40:33.538
13	1	3:00.338	51.570	1:21.726	47.042	139.8	43:33.876
14	1	3:00.664	51.751	1:22.223	46.690	139.6	46:34.540

902 — 1.Jeffrey POUW — PORSCHE 944 Cup, 944 Cup

Lap	D	Time	Sector 1	Sector 2	Sector 3	Kph	Elapsed
1	1	4:19.620	1:14.199	1:42.095	1:23.326	95.4	4:19.620
2	1	4:35.398	1:30.228	2:02.412	1:02.758	91.6	8:55.018
3	1	3:34.180	1:01.995	1:37.526	54.659	117.7	12:29.198
4	1	3:28.134	1:00.144	1:35.068	52.922	121.1	15:57.332
5	1	3:22.803	58.601	1:31.453	52.749	124.3	19:20.135
6	1	3:21.653	58.906	1:30.939	51.808	125.0	22:41.788
7	1	3:18.678	58.060	1:28.707	51.911	126.9	26:00.466
8	1	3:15.454	56.722	1:28.300	50.432	129.0	29:15.920
9	1	3:17.646	57.971	1:29.598	50.077	127.6	32:33.566
10	1	3:12.915	56.900	1:26.883	49.132	130.7	35:46.481
11	1	3:13.412	56.530	1:26.788	50.094	130.4	38:59.893
12	1	3:12.195	56.255	1:26.536	49.404	131.2	42:12.088
13	1	3:22.269 B	56.213	1:26.972	59.084	124.7	45:34.357
14	1	5:30.021	2:20.267	1:33.242	1:36.512	76.4	51:04.378

910 — 1.Andreas PAASSEN — Porsche 911 RSR, RS Cup

Lap	D	Time	Sector 1	Sector 2	Sector 3	Kph	Elapsed
1	1	4:14.090	1:11.280	1:40.010	1:22.800	97.5	4:14.090
2	1	4:39.253	1:33.458	2:02.181	1:03.614	90.3	8:53.343
3	1	3:23.682	58.114	1:34.218	51.350	123.8	12:17.025
4	1	3:14.671	55.245	1:29.998	49.428	129.5	15:31.696
5	1	3:09.781	53.121	1:28.369	48.291	132.9	18:41.477
6	1	3:07.655	51.923	1:28.559	47.173	134.4	21:49.132
7	1	3:03.094	51.755	1:24.588	46.751	137.7	24:52.226
8	1	2:59.618	50.485	1:23.484	45.649	140.4	27:51.844
9	1	3:00.473	50.699	1:24.415	45.359	139.7	30:52.317
10	1	2:58.553	50.514	1:22.921	45.118	141.2	33:50.870
11	1	2:55.924	49.457	1:21.713	44.754	143.3	36:46.794
12	1	2:57.321	50.277	1:22.005	45.039	142.2	39:44.115
13	1	2:56.664	49.325	1:22.424	44.915	142.7	42:40.779
14	1	2:56.512	50.220	1:20.469	45.823	142.8	45:37.291
15	1	3:07.536 B	49.947	1:22.638	54.951	134.4	48:44.827

916 — 1.Marvin VAN DONGEN — PORSCHE Cayman S, Cayman Cup

Lap	D	Time	Sector 1	Sector 2	Sector 3	Kph	Elapsed
1	1	4:07.653 B	59.694	1:33.683	1:34.276	100.0	4:07.653
2	1	5:28.496	2:53.536	1:46.757	48.203	76.8	9:36.149
3	1	3:07.441	54.352	1:26.032	47.057	134.5	12:43.590
4	1	3:04.758	52.786	1:24.931	47.041	136.5	15:48.348
5	1	2:59.190	51.542	1:21.166	46.482	140.7	18:47.538
6	1	2:58.482	52.409	1:21.175	44.898	141.3	21:46.020
7	1	2:55.306	51.359	1:18.930	45.017	143.8	24:41.326
8	1	2:56.013	50.954	1:20.336	44.723	143.3	27:37.339
9	1	2:56.635	51.193	1:19.793	45.649	142.7	30:33.974
10	1	2:55.882	50.936	1:20.110	44.836	143.4	33:29.856
11	1	2:54.327	50.550	1:19.145	44.632	144.6	36:24.183
12	1	2:53.514	50.541	1:18.356	44.617	145.3	39:17.697
13	1	2:54.142	51.033	1:18.827	44.282	144.8	42:11.839
14	1	2:52.338	50.295	1:18.091	43.952	146.3	45:04.177
15	1	2:51.899	49.956	1:17.997	43.946	146.7	47:56.076

920 — 1.Han WANNET — PORSCHE 944 cup, 944 Cup

Lap	D	Time	Sector 1	Sector 2	Sector 3	Kph	Elapsed
1	1	4:34.746 B	1:16.061	1:47.408	1:31.277	90.2	4:34.746
2	1	5:16.780	2:39.017	1:44.854	52.909	79.6	9:51.526
3	1	3:30.089	1:02.685	1:34.723	52.681	120.0	13:21.615
4	1	3:21.865	59.518	1:30.963	51.384	124.9	16:43.480
5	1	3:18.372	57.804	1:28.677	51.891	127.1	20:01.852
6	1	3:13.738	57.646	1:26.709	49.383	130.1	23:15.590
7	1	3:12.455	56.287	1:25.877	50.291	131.0	26:28.045
8	1	3:15.212	58.140	1:25.071	52.001	129.2	29:43.257
9	1	3:13.266	59.179	1:25.525	48.562	130.5	32:56.523
10	1	3:12.189	56.045	1:26.835	49.309	131.2	36:08.712
11	1	3:08.934	55.476	1:24.513	48.945	133.5	39:17.646
12	1	3:08.490	56.519	1:24.130	47.841	133.8	42:26.136
13	1	3:06.843	54.908	1:23.818	48.117	134.9	45:32.979
14	1	3:21.313	55.367	1:25.449	1:00.497	125.2	48:54.292

926 — 1.Ronald VAN VLIET — PORSCHE GT4, GT4 Cup

Lap	D	Time	Sector 1	Sector 2	Sector 3	Kph	Elapsed
1	1	3:29.990	50.691	1:20.729	1:18.570	118.0	3:29.990
2	1	4:58.429	1:41.662	2:08.767	1:08.000	84.5	8:28.419
3	1	2:51.147	48.136	1:18.640	44.371	147.3	11:19.566
4	1	2:52.111	49.517	1:18.469	44.125	146.5	14:11.677
5	1	2:52.893	48.482	1:20.113	44.298	145.8	17:04.570
6	1	2:51.991	48.280	1:18.116	45.595	146.6	19:56.561
7	1	2:59.166 B	48.026	1:18.433	52.707	140.7	22:55.727
8	1	5:04.646	3:01.610	1:19.450	43.586	82.8	28:00.373
9	1	2:45.997	47.925	1:16.451	41.621	151.9	30:46.370
10	1	2:44.272	47.229	1:15.496	41.547	153.5	33:30.642
11	1	2:43.381	46.744	1:15.065	41.572	154.3	36:14.023
12	1	2:45.313	47.070	1:15.611	42.632	152.5	38:59.336
13	1	2:46.432	48.217	1:16.082	42.133	151.5	41:45.768
14	1	2:45.234	47.023	1:15.983	42.228	152.6	44:31.002
15	1	2:44.131	47.320	1:15.381	41.430	153.6	47:15.133

ROADBOOK MOTOR CLASSIC
www.spasixhours.com
contact@roadbook.net

4-ACNN SERIES 2
SUPER SPA
Race 2

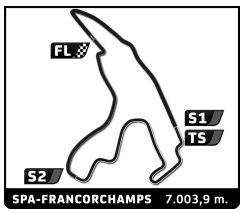

Sector Analysis

__ Invalidated Lap Personal Best Session Best **B** Crossing the pit lane

931 — 1.Hans WESTERBEEK — PORSCHE Cayman S, Cayman Cup

Lap	D	Time	Sector 1	Sector 2	Sector 3	Kph	Elapsed
1	1	4:09.819	1:06.340	1:37.399	1:26.080	99.2	4:09.819
2	1	4:38.587	1:34.557	2:02.105	1:01.925	90.5	8:48.406
3	1	3:15.067	55.487	1:30.254	49.326	129.3	12:03.473
4	1	3:08.647	54.481	1:26.130	48.036	133.7	15:12.120
5	1	3:07.957	55.251	1:25.585	47.121	134.1	18:20.077
6	1	3:06.251	52.891	1:23.922	49.438	135.4	21:26.328
7	1	3:04.059	52.500	1:24.142	47.417	137.0	24:30.387
8	1	3:11.715 B	53.164	1:24.130	54.421	131.5	27:42.102
9	1	4:23.172	2:10.702	1:24.508	47.962	95.8	32:05.274
10	1	3:04.118	51.622	1:23.716	48.780	136.9	35:09.392
11	1	3:03.533	53.336	1:22.797	47.400	137.4	38:12.925
12	1	3:07.558	52.413	1:27.873	47.272	134.4	41:20.483
13	1	3:00.031	51.263	1:22.204	46.564	140.1	44:20.514
14	1	3:00.754	50.770	1:23.638	46.346	139.5	47:21.268

933 — 1.Bob VAN INGE — PORSCHE Cayman, Cayman Cup

Lap	D	Time	Sector 1	Sector 2	Sector 3	Kph	Elapsed
1	1	3:47.699	56.068	1:27.077	1:24.554	108.8	3:47.699
2	1	4:50.227	1:40.651	2:06.291	1:03.285	86.9	8:37.926
3	1	2:59.774	52.833	1:21.699	45.242	140.3	11:37.700
4	1	2:56.070	50.611	1:21.153	44.306	143.2	14:33.770
5	1	2:53.365	50.628	1:19.174	43.563	145.4	17:27.135
6	1	2:50.224	50.133	1:16.832	43.259	148.1	20:17.359
7	1	2:48.994	49.065	1:16.747	43.182	149.2	23:06.353
8	1	2:49.404	48.921	1:16.803	43.680	148.8	25:55.757
9	1	2:48.722	49.168	1:16.523	43.031	149.4	28:44.479
10	1	2:50.208	48.522	1:18.392	43.294	148.1	31:34.687
11	1	2:49.952	48.088	1:18.915	42.949	148.4	34:24.639
12	1	2:48.085	48.401	1:16.764	42.920	150.0	37:12.724
13	1	2:57.405 B	48.242	1:17.279	51.884	142.1	40:10.129
14	1	4:04.335	2:05.110	1:16.315	42.910	103.2	44:14.464
15	1	2:47.707	47.682	1:17.088	42.937	150.3	47:02.171

951 — 1.Robert KRAANEVELD — PORSCHE GT3, RS Cup

Lap	D	Time	Sector 1	Sector 2	Sector 3	Kph	Elapsed
1	1	3:51.763	58.794	1:29.014	1:23.955	106.9	3:51.763
2	1	4:51.226	1:40.984	2:06.267	1:03.975	86.6	8:42.989
3	1	2:57.425	49.763	1:22.981	44.681	142.1	11:40.414
4	1	2:51.094	47.800	1:20.727	42.567	147.4	14:31.508
5	1	2:49.732	47.866	1:18.418	43.448	148.6	17:21.240
6	1	2:45.391	46.451	1:17.559	41.381	152.5	20:06.631
7	1	2:42.607	45.726	1:15.863	41.018	155.1	22:49.238
8	1	2:53.916 B	46.316	1:16.467	51.133	145.0	25:43.154
9	1	3:37.946	1:39.880	1:17.230	40.836	115.7	29:21.100
10	1	2:41.888	45.382	1:15.977	40.529	155.8	32:02.988
11	1	2:41.863	45.738	1:15.269	40.856	155.8	34:44.851
12	1	2:44.486	48.505	1:15.239	40.742	153.3	37:29.337
13	1	2:42.346	45.343	1:15.818	41.185	155.3	40:11.683
14	1	2:57.006	45.175	1:15.077	56.754	142.4	43:08.689
15	1	2:39.235	45.014	1:14.341	39.880	158.3	45:47.924
16	1	2:53.863	44.062	1:15.341	54.460	145.0	48:41.787

957 — 1.Niekjan STEEHOUWER — PORSCHE Cayman Cup, Cayman Cup

Lap	D	Time	Sector 1	Sector 2	Sector 3	Kph	Elapsed
1	1	3:51.138				107.2	3:51.138
2	1	4:50.790				86.7	8:41.928
3	1	3:01.955				138.6	11:43.883
4	1	2:54.258				144.7	14:38.141
5	1	2:51.409				147.1	17:29.550
6	1	2:49.786				148.5	20:19.336
7	1	2:48.910				149.3	23:08.246
8	1	2:54.635 B				144.4	26:02.881
9	1	3:58.673				105.6	30:01.554
10	1	2:47.919				150.2	32:49.473
11	1	2:46.861				151.1	35:36.334
12	1	2:47.787				150.3	38:24.121
13	1	2:49.734				148.6	41:13.855
14	1	2:46.562				151.4	44:00.417
15	1	2:46.711				151.2	46:47.128

961 — 1.Edwin VAN WIJNGAARDE — PORSCHE 991.2, RS Cup

Lap	D	Time	Sector 1	Sector 2	Sector 3	Kph	Elapsed
1	1	3:48.756	57.221	1:27.319	1:24.216	108.3	3:48.756
2	1	4:49.921	1:41.115	2:06.372	1:02.434	87.0	8:38.677
3	1	2:57.113	50.706	1:22.211	44.196	142.4	11:35.790
4	1	2:50.304	47.233	1:21.048	42.023	148.1	14:26.094
5	1	2:47.548	46.580	1:17.733	43.235	150.5	17:13.642
6	1	2:47.108	47.083	1:17.266	42.759	150.9	20:00.750
7	1	2:52.688 B	46.577	1:16.463	49.648	146.0	22:53.438
8	1	3:57.554	2:00.150	1:16.188	41.216	106.1	26:50.992
9	1	2:46.058	46.011	1:16.740	43.307	151.8	29:37.050
10	1	2:43.154	45.132	1:16.426	41.596	154.5	32:20.204
11	1	2:41.956	45.739	1:15.442	40.775	155.7	35:02.160
12	1	2:41.575	44.553	1:15.527	41.495	156.1	37:43.735
13	1	3:21.548	45.112	1:55.691	40.745	125.1	41:05.283
14	1	2:39.560	45.041	1:14.446	40.073	158.0	43:44.843
15	1	2:41.345	44.838	1:16.508	39.999	156.3	46:26.188
16	1	2:44.231	44.534	1:13.782	45.915	153.5	49:10.419

972 — 1.Marc VAN DER MEULEN — PORSCHE Cayman, Cayman Cup

Lap	D	Time	Sector 1	Sector 2	Sector 3	Kph	Elapsed
1	1	4:12.157 B	1:02.445	1:38.905	1:30.807	98.3	4:12.157
2	1	5:26.607	2:49.946	1:47.452	49.209	77.2	9:38.764
3	1	3:08.560	53.644	1:27.082	47.834	133.7	12:47.324
4	1	3:05.701	52.197	1:25.488	48.016	135.8	15:53.025
5	1	3:05.167	52.615	1:24.373	48.179	136.2	18:58.192
6	1	3:07.961	52.297	1:26.999	48.665	134.1	22:06.153
7	1	3:07.260	53.774	1:25.884	47.602	134.6	25:13.413
8	1	3:04.571	52.440	1:24.775	47.356	136.6	28:17.984
9	1	3:03.173	52.053	1:23.481	47.639	137.7	31:21.157
10	1	3:00.646	51.401	1:23.294	45.951	139.6	34:21.803
11	1	3:04.200	51.373	1:23.464	49.363	136.9	37:26.003
12	1	2:59.553	51.424	1:21.883	46.246	140.4	40:25.556

ROADBOOK MOTOR CLASSIC
www.spasixhours.com
contact@roadbook.net

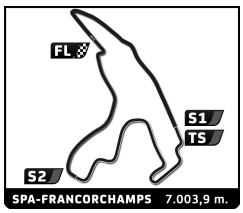

4-ACNN SERIES 2
SUPER SPA
Race 2

Sector Analysis

__ Invalidated Lap Personal Best Session Best **B** Crossing the pit lane

Lap	D	Time	Sector 1	Sector 2	Sector 3	Kph	Elapsed
13	1	2:59.701	51.303	1:21.591	46.807	140.3	43:25.257
14	1	3:03.809	51.718	1:24.702	47.389	137.2	46:29.066

987 1.Jean-Paul HULSEBOS 2.Joris HAVERMANS — PORSCHE Cayman, Cayman Cup

Lap	D	Time	Sector 1	Sector 2	Sector 3	Kph	Elapsed
1	1	4:01.524 B	58.856	1:31.255	1:31.413	102.6	4:01.524
2	1	5:20.635	2:46.055	1:47.738	46.842	78.6	9:22.159
3	1	2:59.667	53.027	1:21.328	45.312	140.3	12:21.826
4	1	2:55.996	52.265	1:18.876	44.855	143.3	15:17.822
5	1	2:51.905	50.565	1:17.481	43.859	146.7	18:09.727
6	1	2:49.407	50.267	1:15.661	43.479	148.8	20:59.134
7	1	2:52.390	49.913	1:18.839	43.638	146.3	23:51.524
8	1	2:48.960	49.491	1:16.127	43.342	149.2	26:40.484
9	1	2:50.543	49.477	1:17.336	43.730	147.8	29:31.027
10	1	2:49.667	48.994	1:16.337	44.336	148.6	32:20.694
11	1	2:50.058	49.253	1:16.653	44.152	148.3	35:10.752
12	1	2:51.043	49.593	1:16.777	44.673	147.4	38:01.795
13	1	2:50.429	49.185	1:17.522	43.722	147.9	40:52.224
14	1	2:48.269	48.720	1:16.166	43.383	149.8	43:40.493
15	1	2:50.942	48.956	1:17.861	44.125	147.5	46:31.435

989 1.Henk VAN NOREL — PORSCHE GT4RS, RS Cup

Lap	D	Time	Sector 1	Sector 2	Sector 3	Kph	Elapsed
1	1	3:39.014 B	49.766	1:24.684	1:24.564	113.1	3:39.014
2	1	5:21.606	2:40.732	1:56.812	44.062	78.4	9:00.620
3	1	2:54.746	48.831	1:21.607	44.308	144.3	11:55.366
4	1	2:45.271	47.115	1:16.935	41.221	152.6	14:40.637
5	1	2:42.654	45.496	1:16.039	41.119	155.0	17:23.291
6	1	2:40.593	45.195	1:15.318	40.080	157.0	20:03.884
7	1	2:41.747	45.983	1:14.263	41.501	155.9	22:45.631
8	1	2:38.857	45.331	1:13.212	40.314	158.7	25:24.488
9	1	2:39.635	45.575	1:14.268	39.792	157.9	28:04.123
10	1	2:39.607	44.742	1:14.749	40.116	158.0	30:43.730
11	1	2:38.982	45.183	1:13.838	39.961	158.6	33:22.712
12	1	2:38.762	45.723	1:13.128	39.911	158.8	36:01.474
13	1	2:37.248	44.925	1:12.937	39.386	160.3	38:38.722
14	1	2:38.399	44.375	1:12.243	41.781	159.2	41:17.121
15	1	2:37.194	44.372	1:12.093	40.729	160.4	43:54.315
16	1	2:36.924	43.947	1:12.065	40.912	160.7	46:31.239

991 1.Sander PIELKENROOD — PORSCHE 991 GT3 Cup, RS Cup

Lap	D	Time	Sector 1	Sector 2	Sector 3	Kph	Elapsed
1	1	3:34.626	54.914	1:21.109	1:18.603	115.4	3:34.626
2	1	4:55.617	1:39.425	2:07.791	1:08.401	85.3	8:30.243
3	1	2:52.383	47.399	1:20.259	44.725	146.3	11:22.626
4	1	2:50.474	47.134	1:19.680	43.660	147.9	14:13.100
5	1	2:50.087	46.846	1:19.843	43.398	148.2	17:03.187
6	1	2:59.144 B	47.354	1:19.726	52.064	140.7	20:02.331
7	1	4:07.959	2:05.672	1:19.410	42.877	101.7	24:10.290
8	1	2:44.957	46.773	1:16.431	41.753	152.9	26:55.247
9	1	2:46.378	45.433	1:16.658	44.287	151.5	29:41.625
10	1	2:41.425	45.870	1:14.950	40.605	156.2	32:23.050
11	1	2:40.083	45.150	1:13.990	40.943	157.5	35:03.133
12	1	2:41.145	46.151	1:14.709	40.285	156.5	37:44.278
13	1	2:41.137	44.996	1:15.068	41.073	156.5	40:25.415
14	1	2:41.179	45.053	1:14.788	41.338	156.4	43:06.594
15	1	2:40.156	45.447	1:14.557	40.152	157.4	45:46.750
16	1	2:38.450	44.324	1:14.017	40.109	159.1	48:25.200

993 1.Eric HESP — PORSCHE GT4 Clubsport, GT4 Cup

Lap	D	Time	Sector 1	Sector 2	Sector 3	Kph	Elapsed
1	1	3:35.761	55.575	1:22.436	1:17.750	114.8	3:35.761
2	1	4:55.770	1:39.921	2:06.979	1:08.870	85.2	8:31.531
3	1	2:54.203	49.499	1:20.079	44.625	144.7	11:25.734
4	1	2:55.019	49.791	1:20.921	44.307	144.1	14:20.753
5	1	2:52.174	48.678	1:19.545	43.951	146.4	17:12.927
6	1	2:53.091	49.372	1:18.776	44.943	145.7	20:06.018
7	1	3:05.159 B	49.884	1:21.551	53.724	136.2	23:11.177
8	1	6:32.470	4:19.858	1:27.675	44.937	64.2	29:43.647
9	1	2:50.525	49.476	1:18.220	42.829	147.9	32:34.172
10	1	2:47.830	47.894	1:17.378	42.558	150.2	35:22.002
11	1	2:47.074	47.703	1:16.832	42.539	150.9	38:09.076
12	1	2:57.553	53.320	1:21.443	42.790	142.0	41:06.629
13	1	2:45.136	47.236	1:15.920	41.980	152.7	43:51.765
14	1	2:45.844	46.888	1:16.471	42.485	152.0	46:37.609

997 1.Pelle VAN WAES — PORSCHE 997 GT3 Cup, RS Cup

Lap	D	Time	Sector 1	Sector 2	Sector 3	Kph	Elapsed
1	1	3:31.150	49.610	1:23.181	1:18.359	117.3	3:31.150
2	1	4:58.805	1:41.240	2:08.627	1:08.938	84.4	8:29.955
3	1	2:50.062	49.281	1:18.618	42.163	148.3	11:20.017
4	1	2:39.866	46.052	1:14.127	39.687	157.7	13:59.883
5	1	2:36.998	44.906	1:11.631	40.461	160.6	16:36.881
6	1	2:36.275	43.958	1:11.304	41.013	161.3	19:13.156
7	1	2:36.948	43.491	1:14.545	38.912	160.7	21:50.104
8	1	2:36.732	45.262	1:12.102	39.368	160.9	24:26.836
9	1	2:33.800	43.700	1:10.601	39.499	163.9	27:00.636
10	1	2:39.390	42.877	1:13.654	42.859	158.2	29:40.026
11	1	2:35.721	43.464	1:13.103	39.154	161.9	32:15.747
12	1	2:33.038	43.311	1:11.177	38.550	164.8	34:48.785
13	1	2:33.973	44.388	1:10.263	39.322	163.8	37:22.758
14	1	2:34.294	43.318	1:11.156	39.820	163.4	39:57.052
15	1	2:40.817 B	43.029	1:11.935	45.853	156.8	42:37.869
16	1	3:48.984	1:57.496	1:11.845	39.643	110.1	46:26.853

ROADBOOK MOTOR CLASSIC
www.spasixhours.com
contact@roadbook.net

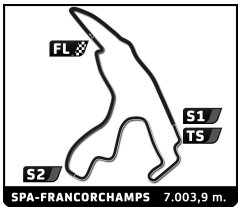

4-ACNN SERIES 2

SUPER SPA

Race 2

Weather Report

Air Temperature

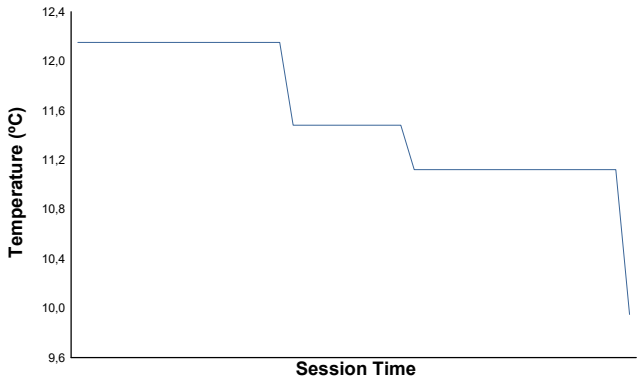

Track Temperature

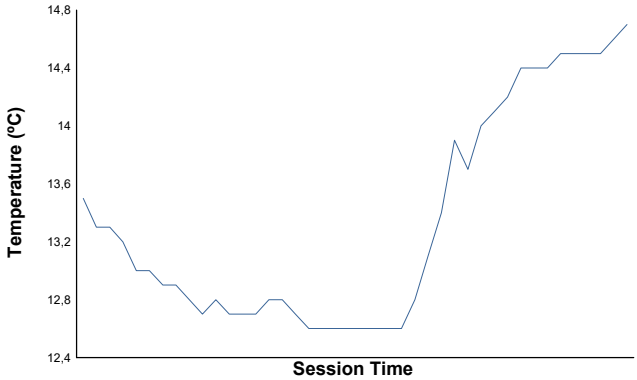

Humidity

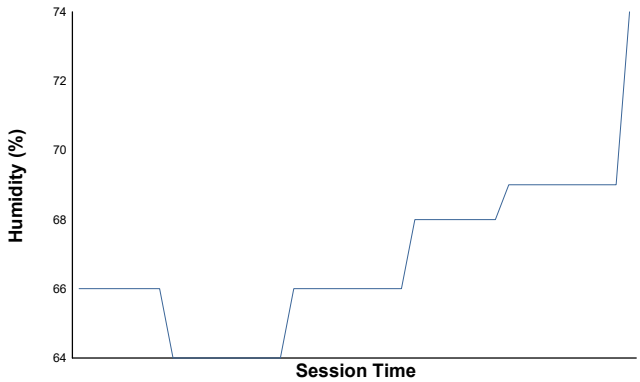

Pressure

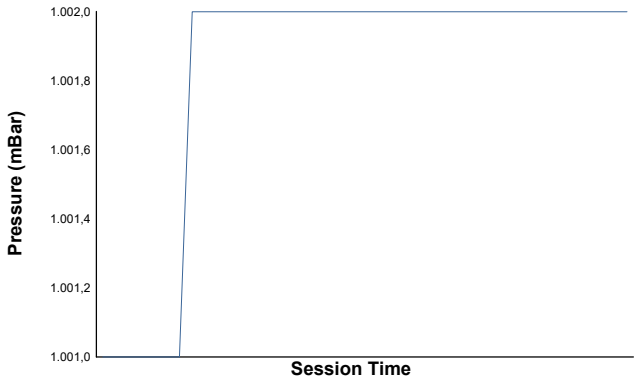

Wind Speed

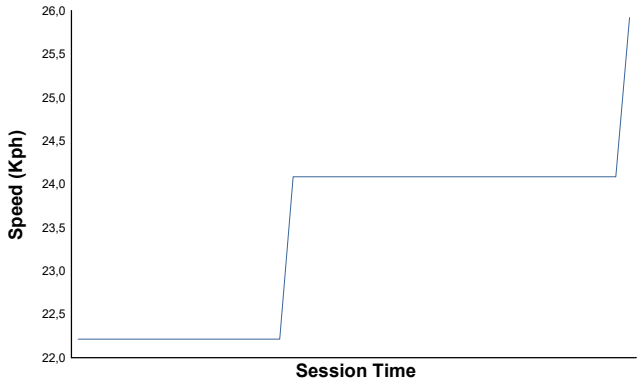

Wind Direction

North=0º/360º East=90º South=180º West=270º

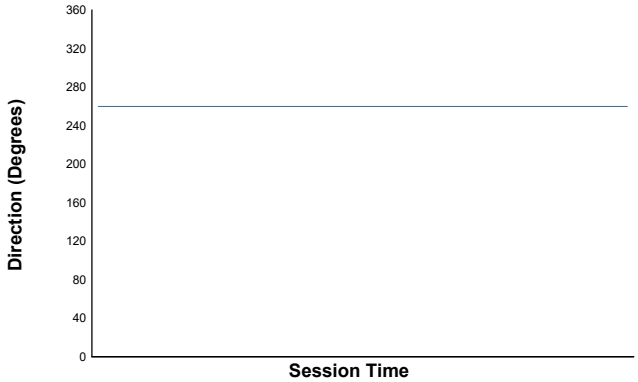

Track Status: **DRY**

ROADBOOK MOTOR CLASSIC
www.spasixhours.com
contact@roadbook.net