SUPER SPA

6-FERDINAND CUP

Results Booklet

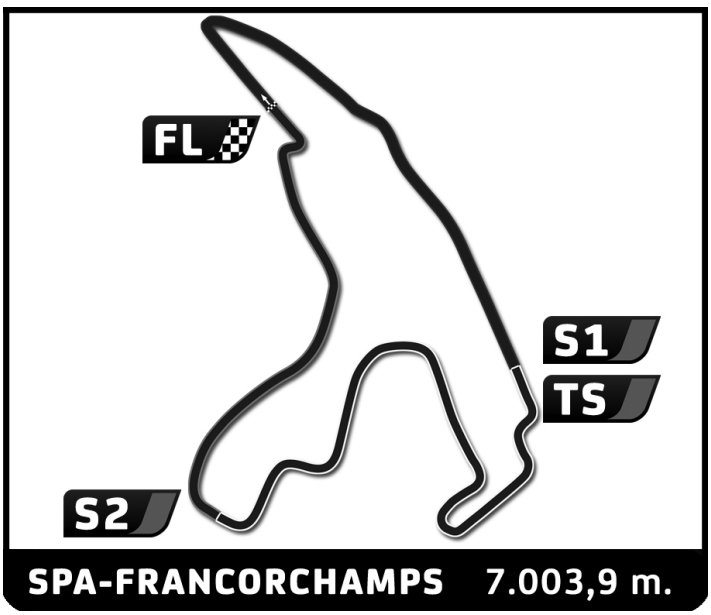

SUPER SPA

Ferdinand Cup

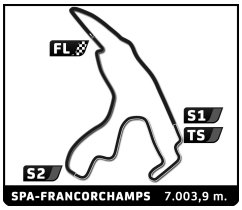

6-FERDINAND CUP
SUPER SPA
Free Practice

Provisional Classification

	No	Driver	Nat	Team	Car	Cl.	Time	Lap	Total	Gap		Kph
1	79	Damien GAULT	FRA		PORSCHE 996 Cup	FCO	2:47.181	8	10	-	-	150.8
2	2	Christophe TERRIOU	FRA		PORSCHE 911	FC1	2:49.255	3	6	+2.074	+2.074	149.0
3	78	Vladimir BARRAS	FRA		PORSCHE 996 Cup	FCO	2:53.627	6	7	+6.446	+4.372	145.2
4	42	Olivier BOSIO	FRA		PORSCHE 964	FC1	2:54.475	9	9	+7.294	+0.848	144.5
5	23	Patrice LACROIX	BEL		PORSCHE 968 CS	FC2	2:55.566	7	7	+8.385	+1.091	143.6
6	56	Cyrille PREVEL	FRA		PORSCHE 911 3.0 I RS	FC1	2:55.647	8	8	+8.466	+0.081	143.6
7	11	Sebastien SERRA	FRA		PORSCHE 993 C2	FC1	2:56.624	9	9	+9.443	+0.977	142.8
8	76	Michel CARVALHEIRO	FRA		PORSCHE 968 CS	FC2	2:56.932	5	9	+9.751	+0.308	142.5
9	5	Frederic RAMOUSSE	FRA		PORSCHE 911 2.8 RSR	FC2	2:57.295	10	10	+10.114	+0.363	142.2
10	75	Samuel SERRES	FRA		PORSCHE 911 SC	FC2	2:58.436	3	9	+11.255	+1.141	141.3
11	89	Stephane DUVERNE	FRA		PORSCHE 911 3.0 RS	FC2	2:58.667	8	10	+11.486	+0.231	141.1
12	8	Jean-Thomas DUVAL	FRA		PORSCHE 964 C2	FC2	2:58.755	7	9	+11.574	+0.088	141.1
13	951	Alain ABADIE	FRA		PORSCHE 944 Turbo	FC2	3:04.956	8	9	+17.775	+6.201	136.3
14	99	Franck HARDONNIERE	FRA		PORSCHE 993	FC1	3:05.002	9	9	+17.821	+0.046	136.3
15	22	Ben GAYER	FRA		PORSCHE 911 3.2 I	FC3	3:05.736	8	9	+18.555	+0.734	135.8
16	924	Jerome SALVA	FRA		PORSCHE 924 S	FC3	3:07.555	8	9	+20.374	+1.819	134.4
17	68	Stephane SALERNO	FRA		PORSCHE 968	FC2	3:07.999	4	7	+20.818	+0.444	134.1
18	35	Romain DUVAL	FRA		PORSCHE 964	FC1	3:08.869	9	9	+21.688	+0.870	133.5
19	39	Marc GILLET	FRA		PORSCHE 911	FC1	3:09.407	7	9	+22.226	+0.538	133.1
20	50	Bernard KLEIBER	FRA		PORSCHE 993	FC1	3:09.830	7	9	+22.649	+0.423	132.8
21	33	Jean MICHAUD	FRA		PORSCHE 944 Turbo	FC2	3:09.939	9	9	+22.758	+0.109	132.7
22	48	Michel MATHIEU	FRA		PORSCHE 964 C2	FC1	3:13.508	8	8	+26.327	+3.569	130.3
23	69	Laurent LIBFELD	FRA		PORSCHE 944 Turbo	FC2	3:14.122	3	8	+26.941	+0.614	129.9
24	27	Luc DESLAURIER	FRA		PORSCHE 944 S2	FC3	3:15.483	9	9	+28.302	+1.361	129.0
25	36	Benjamin MOUSSION	FRA		PORSCHE 964 RSR	FC1	3:16.832	8	8	+29.651	+1.349	128.1
26	88	Pascal DIDIER	MCO		PORSCHE 911 SC	FC2	3:17.385	6	9	+30.204	+0.553	127.7
27	44	Leonard LICOPS	BEL		PORSCHE 944 Turbo	FC1	3:24.941	2	4	+37.760	+7.556	123.0
28	6	Patrick MALHERBE	BEL		PORSCHE 996 Cup	FCO						
29	55	Didier CLESSE	FRA		PORSCHE 964 RS	FC2						
30	59	Bastien MATHIEU	FRA		PORSCHE 996 Cup	FCO						
31	84	Sebastien MATHIEU	FRA		PORSCHE 996 Cup	FCO						
32	90	Philippe LOUSTAU	FRA		PORSCHE 964	FC2						

Fastest Lap:	Lap 8	Damien GAULT	2:47.181	150.8 Kph

CAR #2 - SOME LAP TIMES DELETED DUE TO TRACK LIMITS

Track Status: DRY

Published at: .....

Race Director:	Timekeeper:
Pierre-Louis DELETTRE	Mario ESTÉBANEZ

ROADBOOK MOTOR CLASSIC
www.spasixhours.com
contact@roadbook.net

SUPER SPA

Ferdinand Cup

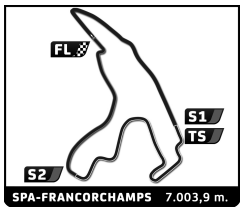

6-FERDINAND CUP
SUPER SPA
Free Practice

Provisional Classification by Class

	No	Driver	Nat	Team	Car	Time	Lap	Total	Gap		Kph
FC1											
1	2	**Christophe TERRIOU**	FRA		PORSCHE 911	**2:49.255**	3	6			**149.0**
2	42	**Olivier BOSIO**	FRA		PORSCHE 964	**2:54.475**	9	9	+5.220	+5.220	**144.5**
3	56	**Cyrille PREVEL**	FRA		PORSCHE 911 3.0 I RS	**2:55.647**	8	8	+6.392	+1.172	**143.6**
4	11	**Sebastien SERRA**	FRA		PORSCHE 993 C2	**2:56.624**	9	9	+7.369	+0.977	**142.8**
5	99	**Franck HARDONNIERE**	FRA		PORSCHE 993	**3:05.002**	9	9	+15.747	+8.378	**136.3**
6	35	**Romain DUVAL**	FRA		PORSCHE 964	**3:08.869**	9	9	+19.614	+3.867	**133.5**
7	39	**Marc GILLET**	FRA		PORSCHE 911	**3:09.407**	7	9	+20.152	+0.538	**133.1**
8	50	**Bernard KLEIBER**	FRA		PORSCHE 993	**3:09.830**	7	9	+20.575	+0.423	**132.8**
9	48	**Michel MATHIEU**	FRA		PORSCHE 964 C2	**3:13.508**	8	8	+24.253	+3.678	**130.3**
10	36	**Benjamin MOUSSION**	FRA		PORSCHE 964 RSR	**3:16.832**	8	8	+27.577	+3.324	**128.1**
11	44	**Leonard LICOPS**	BEL		PORSCHE 944 Turbo	**3:24.941**	2	4	+35.686	+8.109	**123.0**
FC2											
1	23	**Patrice LACROIX**	BEL		PORSCHE 968 CS	**2:55.566**	7	7			**143.6**
2	76	**Michel CARVALHEIRO**	FRA		PORSCHE 968 CS	**2:56.932**	5	9	+1.366	+1.366	**142.5**
3	5	**Frederic RAMOUSSE**	FRA		PORSCHE 911 2.8 RSR	**2:57.295**	10	10	+1.729	+0.363	**142.2**
4	75	**Samuel SERRES**	FRA		PORSCHE 911 SC	**2:58.436**	3	9	+2.870	+1.141	**141.3**
5	89	**Stephane DUVERNE**	FRA		PORSCHE 911 3.0 RS	**2:58.667**	8	10	+3.101	+0.231	**141.1**
6	8	**Jean-Thomas DUVAL**	FRA		PORSCHE 964 C2	**2:58.755**	7	9	+3.189	+0.088	**141.1**
7	951	**Alain ABADIE**	FRA		PORSCHE 944 Turbo	**3:04.956**	8	9	+9.390	+6.201	**136.3**
8	68	**Stephane SALERNO**	FRA		PORSCHE 968	**3:07.999**	4	7	+12.433	+3.043	**134.1**
9	33	**Jean MICHAUD**	FRA		PORSCHE 944 Turbo	**3:09.939**	9	9	+14.373	+1.940	**132.7**
10	69	**Laurent LIBFELD**	FRA		PORSCHE 944 Turbo	**3:14.122**	3	8	+18.556	+4.183	**129.9**
11	88	**Pascal DIDIER**	MCO		PORSCHE 911 SC	**3:17.385**	6	9	+21.819	+3.263	**127.7**
12	55	**Didier CLESSE**	FRA		PORSCHE 964 RS						
13	90	**Philippe LOUSTAU**	FRA		PORSCHE 964						
FC3											
1	22	**Ben GAYER**	FRA		PORSCHE 911 3.2 I	**3:05.736**	8	9			**135.8**
2	924	**Jerome SALVA**	FRA		PORSCHE 924 S	**3:07.555**	8	9	+1.819	+1.819	**134.4**
3	27	**Luc DESLAURIER**	FRA		PORSCHE 944 S2	**3:15.483**	9	9	+9.747	+7.928	**129.0**
FCO											
1	79	**Damien GAULT**	FRA		PORSCHE 996 Cup	**2:47.181**	8	10			**150.8**
2	78	**Vladimir BARRAS**	FRA		PORSCHE 996 Cup	**2:53.627**	6	7	+6.446	+6.446	**145.2**
3	6	**Patrick MALHERBE**	BEL		PORSCHE 996 Cup						
4	59	**Bastien MATHIEU**	FRA		PORSCHE 996 Cup						
5	84	**Sebastien MATHIEU**	FRA		PORSCHE 996 Cup						

CAR #2 - SOME LAP TIMES DELETED DUE TO TRACK LIMITS

Published at: .....

Track Status: **DRY**

Race Director:	**Timekeeper:**
Pierre-Louis DELETTRE	Mario ESTÉBANEZ

ROADBOOK MOTOR CLASSIC
www.spasixhours.com
contact@roadbook.net

SUPER SPA

Ferdinand Cup

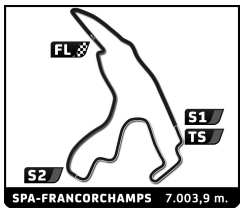

6-FERDINAND CUP
SUPER SPA
Free Practice

Best Sector Times

	Sector 1			Sector 2			Sector 3								
Pos	No	Driver	Time	No	Driver	Time	No	Driver	Time	Pos	No	Driver	Ideal Lap	Best Lap	
1	2	C.TERRIOU	46.033	79	D.GAULT	1:17.443	79	D.GAULT	42.542	1	79	D.GAULT	2:46.665	2:47.181	(1)
2	79	D.GAULT	46.680	2	C.TERRIOU	1:18.384	2	C.TERRIOU	42.755	2	2	C.TERRIOU	2:47.172	2:49.255	(2)
3	78	V.BARRAS	48.606	78	V.BARRAS	1:19.308	78	V.BARRAS	43.536	3	78	V.BARRAS	2:51.450	2:53.627	(3)
4	8	J.DUVAL	49.657	42	O.BOSIO	1:19.587	56	C.PREVEL	44.765	4	42	O.BOSIO	2:54.221	2:54.475	(4)
5	42	O.BOSIO	49.866	76	M.CARVALHEIRO	1:20.156	42	O.BOSIO	44.768	5	23	P.LACROIX	2:55.566	2:55.566	(5)
6	23	P.LACROIX	49.966	56	C.PREVEL	1:20.357	23	P.LACROIX	45.232	6	56	C.PREVEL	2:55.647	2:55.647	(6)
7	11	S.SERRA	50.143	23	P.LACROIX	1:20.368	5	F.RAMOUSSE	45.441	7	76	M.CARVALHEIRO	2:56.578	2:56.932	(8)
8	89	S.DUVERNE	50.299	5	F.RAMOUSSE	1:20.821	11	S.SERRA	45.466	8	11	S.SERRA	2:56.624	2:56.624	(7)
9	56	C.PREVEL	50.525	11	S.SERRA	1:21.015	75	S.SERRES	45.667	9	5	F.RAMOUSSE	2:56.955	2:57.295	(9)
10	5	F.RAMOUSSE	50.693	75	S.SERRES	1:21.033	76	M.CARVALHEIRO	45.707	10	8	J.DUVAL	2:57.835	2:58.755	(12)
11	76	M.CARVALHEIRO	50.715	8	J.DUVAL	1:21.828	89	S.DUVERNE	46.335	11	75	S.SERRES	2:58.436	2:58.436	(10)
12	951	A.ABADIE	51.713	89	S.DUVERNE	1:21.923	8	J.DUVAL	46.350	12	89	S.DUVERNE	2:58.557	2:58.667	(11)
13	75	S.SERRES	51.736	924	J.SALVA	1:23.703	951	A.ABADIE	47.322	13	951	A.ABADIE	3:03.415	3:04.956	(13)
14	99	F.HARDONNIERE	52.490	22	B.GAYER	1:24.054	99	F.HARDONNIERE	47.653	14	99	F.HARDONNIERE	3:05.002	3:05.002	(14)
15	39	M.GILLET	52.868	951	A.ABADIE	1:24.380	68	S.SALERNO	47.693	15	22	B.GAYER	3:05.379	3:05.736	(15)
16	50	B.KLEIBER	53.297	99	F.HARDONNIERE	1:24.859	22	B.GAYER	47.865	16	68	S.SALERNO	3:06.419	3:07.999	(17)
17	68	S.SALERNO	53.315	68	S.SALERNO	1:25.411	35	R.DUVAL	47.898	17	39	M.GILLET	3:06.946	3:09.407	(19)
18	22	B.GAYER	53.460	39	M.GILLET	1:25.454	924	J.SALVA	47.974	18	924	J.SALVA	3:06.956	3:07.555	(16)
19	44	L.LICOPS	53.484	48	M.MATHIEU	1:26.160	39	M.GILLET	48.624	19	35	R.DUVAL	3:08.306	3:08.869	(18)
20	35	R.DUVAL	53.704	35	R.DUVAL	1:26.704	50	B.KLEIBER	48.804	20	50	B.KLEIBER	3:08.831	3:09.830	(20)
21	36	B.MOUSSION	53.857	50	B.KLEIBER	1:26.730	33	J.MICHAUD	48.827	21	33	J.MICHAUD	3:09.846	3:09.939	(21)
22	33	J.MICHAUD	54.083	33	J.MICHAUD	1:26.936	48	M.MATHIEU	49.227	22	48	M.MATHIEU	3:10.350	3:13.508	(22)
23	69	L.LIBFELD	54.112	27	L.DESLAURIER	1:27.070	44	L.LICOPS	49.838	23	44	L.LICOPS	3:11.715	3:24.941	(27)
24	88	P.DIDIER	54.431	69	L.LIBFELD	1:28.000	36	B.MOUSSION	50.105	24	69	L.LIBFELD	3:12.712	3:14.122	(23)
25	48	M.MATHIEU	54.963	44	L.LICOPS	1:28.393	88	P.DIDIER	50.375	25	27	L.DESLAURIER	3:14.721	3:15.483	(24)
26	924	J.SALVA	55.279	88	P.DIDIER	1:31.610	69	L.LIBFELD	50.600	26	36	B.MOUSSION	3:16.407	3:16.832	(25)
27	27	L.DESLAURIER	56.836	36	B.MOUSSION	1:32.445	27	L.DESLAURIER	50.815	27	88	P.DIDIER	3:16.416	3:17.385	(26)

ROADBOOK
MOTOR CLASSIC
www.spasixhours.com
contact@roadbook.net

Ferdinand Cup

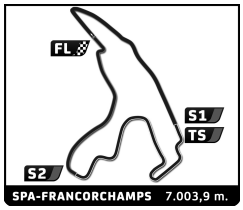

6-FERDINAND CUP

SUPER SPA

Free Practice

Fastest Lap Sequence

Elapsed	No	Driver	Team	Car	Class	Time	Kph	Lap
6:08.966	2	Christophe TERRIOU		PORSCHE 911	FC1	**2:51.019**	147.4	2
8:58.221	2	Christophe TERRIOU		PORSCHE 911	FC1	**2:49.255**	149.0	3
26:12.370	79	Damien GAULT		PORSCHE 996 Cup	FCO	**2:47.181**	150.8	8

ROADBOOK MOTOR CLASSIC

www.spasixhours.com
contact@roadbook.net

SUPER SPA

Ferdinand Cup

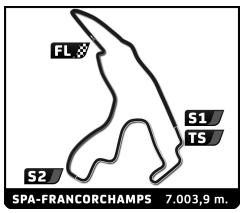

6-FERDINAND CUP
SUPER SPA
Free Practice

Sector Analysis

__ Invalidated Lap Personal Best Session Best **B** Crossing the pit lane

2 Christophe TERRIOU — FRA — PORSCHE 911

Lap	Time	Sector 1	Sector 2	Sector 3	Kph	Elapsed
1	3:17.947	56.193	1:34.346	47.408	125.2	3:17.947
2	2:51.019	49.021	1:18.918	43.080	147.4	6:08.966
3	2:49.255	48.116	1:18.384	42.755	149.0	8:58.221
4	2:44.871	45.806	1:16.916	42.149	152.9	11:43.092
5	2:45.785	46.438	1:17.421	41.926	152.1	14:28.877
6	2:51.564	46.033	1:19.796	45.735	147.0	17:20.441

5 Frederic RAMOUSSE — FRA — PORSCHE 911 2.8 RSR

Lap	Time	Sector 1	Sector 2	Sector 3	Kph	Elapsed
1	4:17.513	1:48.513	1:36.020	52.980	96.2	4:17.513
2	3:19.500	1:03.007	1:26.681	49.812	126.4	7:37.013
3	3:03.786	52.593	1:24.053	47.140	137.2	10:40.799
4	3:00.668	52.219	1:22.323	46.126	139.6	13:41.467
5	3:05.905	54.827	1:24.192	46.886	135.6	16:47.372
6	3:03.348	52.292	1:23.958	47.098	137.5	19:50.720
7	3:15.039	58.136	1:24.961	51.942	129.3	23:05.759
8	3:01.070	54.202	1:21.040	45.828	139.3	26:06.829
9	2:58.107	50.693	1:21.973	45.441	141.6	29:04.936
10	2:57.295	50.932	1:20.821	45.542	142.2	32:02.231

8 Jean-Thomas DUVAL — FRA — PORSCHE 964 C2

Lap	Time	Sector 1	Sector 2	Sector 3	Kph	Elapsed
1	3:44.868	1:17.744	1:36.093	51.031	110.2	3:44.868
2	3:16.629	52.587	1:32.285	51.757	128.2	7:01.497
3	3:10.013	52.858	1:27.599	49.556	132.7	10:11.510
4	3:05.649	51.695	1:26.001	47.953	135.8	13:17.159
5	3:01.177	50.834	1:23.826	46.517	139.2	16:18.336
6	2:58.829	49.657	1:22.822	46.350	141.0	19:17.165
7	2:58.755	50.105	1:21.828	46.822	141.1	22:15.920
8	3:01.577	50.022	1:22.946	48.609	138.9	25:17.497
9	5:31.984 **B**	3:19.715	1:25.203	47.066	75.9	30:49.481

11 Sebastien SERRA — FRA — PORSCHE 993 C2

Lap	Time	Sector 1	Sector 2	Sector 3	Kph	Elapsed
1	3:42.650	1:16.355	1:34.475	51.820	111.3	3:42.650
2	3:11.351	52.226	1:30.284	48.841	131.8	6:54.001
3	3:08.490	51.698	1:29.749	47.043	133.8	10:02.491
4	3:05.155	51.003	1:24.696	49.456	136.2	13:07.646
5	6:54.406 **B**	4:42.747	1:24.150	47.509	60.8	20:02.052
6	3:00.132	50.216	1:23.281	46.635	140.0	23:02.184
7	3:01.204	51.435	1:23.687	46.082	139.1	26:03.388
8	2:58.671	50.331	1:22.423	45.917	141.1	29:02.059
9	2:56.624	50.143	1:21.015	45.466	142.8	31:58.683

22 Ben GAYER — FRA — PORSCHE 911 3.2 I

Lap	Time	Sector 1	Sector 2	Sector 3	Kph	Elapsed
1	4:00.413	1:29.127	1:37.226	54.060	103.1	4:00.413
2	3:29.041	1:01.342	1:32.857	54.842	120.6	7:29.454
3	3:24.005	58.387	1:32.237	53.381	123.6	10:53.459
4	3:18.303	58.866	1:28.936	50.501	127.1	14:11.762
5	3:12.515	55.425	1:26.644	50.446	131.0	17:24.277
6	3:10.228	56.185	1:24.744	49.299	132.5	20:34.505
7	3:09.185	55.801	1:24.911	48.473	133.3	23:43.690
8	3:05.736	53.817	1:24.054	47.865	135.8	26:49.426
9	3:06.680	53.460	1:24.743	48.477	135.1	29:56.106

23 Patrice LACROIX — BEL — PORSCHE 968 CS

Lap	Time	Sector 1	Sector 2	Sector 3	Kph	Elapsed
1	3:28.303	1:07.956	1:31.049	49.298	118.9	3:28.303
2	3:01.805	53.378	1:22.358	46.069	138.7	6:30.108
3	2:58.898	51.205	1:21.789	45.904	140.9	9:29.006
4	2:57.555	50.572	1:21.000	45.983	142.0	12:26.561
5	4:43.972 **B**	2:36.986	1:21.610	45.376	88.8	17:10.533
6	2:57.744	50.407	1:21.801	45.536	141.9	20:08.277
7	2:55.566	49.966	1:20.368	45.232	143.6	23:03.843

27 Luc DESLAURIER — FRA — PORSCHE 944 S2

Lap	Time	Sector 1	Sector 2	Sector 3	Kph	Elapsed
1	4:13.591	1:37.856	1:41.490	54.245	97.7	4:13.591
2	3:23.593	1:01.394	1:29.336	52.863	123.8	7:37.184
3	3:18.085	58.067	1:29.203	50.815	127.3	10:55.269
4	3:16.374	56.836	1:27.953	51.585	128.4	14:11.643
5	3:18.462	58.707	1:28.721	51.034	127.0	17:30.105
6	5:06.856 **B**	2:45.641	1:29.184	52.031	82.2	22:36.961
7	3:18.116	57.824	1:29.101	51.191	127.3	25:55.077
8	3:17.960	57.123	1:29.267	51.570	127.4	29:13.037
9	3:15.483	57.027	1:27.070	51.386	129.0	32:28.520

33 Jean MICHAUD — FRA — PORSCHE 944 Turbo

Lap	Time	Sector 1	Sector 2	Sector 3	Kph	Elapsed
1	4:06.204	1:34.802	1:38.061	53.341	100.6	4:06.204
2	3:22.780	57.532	1:31.329	53.919	124.3	7:28.984
3	3:19.130	56.049	1:32.533	50.548	126.6	10:48.114
4	3:15.615	55.411	1:29.234	50.970	128.9	14:03.729
5	3:15.335	55.496	1:27.909	51.930	129.1	17:19.064
6	3:11.945	55.019	1:28.099	48.827	131.4	20:31.009
7	5:28.473 **B**	3:11.336	1:27.355	49.782	76.8	25:59.482
8	3:12.087	55.081	1:27.591	49.415	131.3	29:11.569
9	3:09.939	54.083	1:26.936	48.920	132.7	32:21.508

35 Romain DUVAL — FRA — PORSCHE 964

Lap	Time	Sector 1	Sector 2	Sector 3	Kph	Elapsed
1	5:28.129	2:29.413	1:55.910	1:02.806	75.5	5:28.129
2	3:37.338	1:04.480	1:38.490	54.368	116.0	9:05.467
3	3:16.674	56.676	1:30.494	49.504	128.2	12:22.141
4	3:16.361	56.101	1:31.062	49.198	128.4	15:38.502
5	3:13.128	54.643	1:29.540	48.945	130.6	18:51.630
6	3:11.977	54.349	1:28.437	49.191	131.3	22:03.607
7	3:12.447	54.233	1:28.112	50.102	131.0	25:16.054
8	3:09.249	54.359	1:26.992	47.898	133.2	28:25.303
9	3:08.869	53.704	1:26.704	48.461	133.5	31:34.172

36 Benjamin MOUSSION — FRA — PORSCHE 964 RSR

Lap	Time	Sector 1	Sector 2	Sector 3	Kph	Elapsed
1	4:51.606	2:13.571	1:40.939	57.096	85.0	4:51.606
2	3:30.283	57.652	1:39.465	53.166	119.9	8:21.889
3	3:25.156	55.988	1:35.730	53.438	122.9	11:47.045
4	3:35.059 **B**	55.861	1:35.503	1:03.695	117.2	15:22.104
5	6:02.778	3:38.243	1:33.692	50.843	69.5	21:24.882
6	3:17.650	54.496	1:32.445	50.709	127.6	24:42.532
7	3:17.322	53.857	1:33.360	50.105	127.8	27:59.854

ROADBOOK MOTOR CLASSIC
www.spasixhours.com
contact@roadbook.net

SUPER SPA

Ferdinand Cup

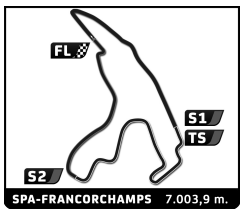

6-FERDINAND CUP
SUPER SPA
Free Practice

Sector Analysis

__ Invalidated Lap Personal Best Session Best **B** Crossing the pit lane

Lap	Time	Sector 1	Sector 2	Sector 3	Kph	Elapsed
8	3:16.832	53.968	1:32.547	50.317	128.1	31:16.686

39 Marc GILLET — FRA — PORSCHE 911

Lap	Time	Sector 1	Sector 2	Sector 3	Kph	Elapsed
1	3:35.102	1:03.469	1:38.593	53.040	115.2	3:35.102
2	3:23.623	57.257	1:34.899	51.467	123.8	6:58.725
3	3:16.564	54.494	1:30.414	51.656	128.3	10:15.289
4	3:13.139	54.411	1:29.878	48.850	130.5	13:28.428
5	3:12.043	52.868	1:29.854	49.321	131.3	16:40.471
6	3:11.932	53.434	1:29.821	48.677	131.4	19:52.403
7	3:09.407	53.526	1:27.257	48.624	133.1	23:01.810
8	3:26.179	53.315	1:28.789	1:04.075	122.3	26:27.989
9	5:25.535 B	3:10.807	1:25.454	49.274	77.5	31:53.524

42 Olivier BOSIO — FRA — PORSCHE 964

Lap	Time	Sector 1	Sector 2	Sector 3	Kph	Elapsed
1	4:00.326	1:33.953	1:36.977	49.396	103.1	4:00.326
2	3:06.576	52.794	1:24.850	48.932	135.1	7:06.902
3	3:05.187	52.745	1:24.924	47.518	136.2	10:12.089
4	3:03.033	52.720	1:23.250	47.063	137.8	13:15.122
5	5:01.249 B	2:51.193	1:23.297	46.759	83.7	18:16.371
6	2:57.062	50.559	1:20.992	45.511	142.4	21:13.433
7	2:55.767	50.719	1:20.280	44.768	143.5	24:09.200
8	2:55.210	50.320	1:19.953	44.937	143.9	27:04.410
9	2:54.475	49.866	1:19.587	45.022	144.5	29:58.885

44 Leonard LICOPS — BEL — PORSCHE 944 Turbo

Lap	Time	Sector 1	Sector 2	Sector 3	Kph	Elapsed
1	15:51.487	...	1:52.461	57.739	26.0	15:51.487
2	3:24.941	1:00.759	1:34.344	49.838	123.0	19:16.428
3	3:30.699 B	53.484	1:28.393	1:08.822	119.7	22:47.127
4	7:50.971	5:27.456	1:32.400	51.115	53.5	30:38.098

48 Michel MATHIEU — FRA — PORSCHE 964 C2

Lap	Time	Sector 1	Sector 2	Sector 3	Kph	Elapsed
1	4:47.133	2:08.941	1:39.576	58.616	86.3	4:47.133
2	3:24.626	1:01.153	1:30.760	52.713	123.2	8:11.759
3	3:32.295 B	56.064	1:27.157	1:09.074	118.8	11:44.054
4	6:08.447	3:47.250	1:28.641	52.556	68.4	17:52.501
5	3:16.139	55.788	1:27.984	52.367	128.6	21:08.640
6	3:14.080	55.707	1:27.759	50.614	129.9	24:22.720
7	3:19.369	54.963	1:32.581	51.825	126.5	27:42.089
8	3:13.508	58.121	1:26.160	49.227	130.3	30:55.597

50 Bernard KLEIBER — FRA — PORSCHE 993

Lap	Time	Sector 1	Sector 2	Sector 3	Kph	Elapsed
1	3:36.545	1:04.471	1:38.360	53.714	114.4	3:36.545
2	3:21.055	55.069	1:33.194	52.792	125.4	6:57.600
3	3:16.679	54.744	1:29.513	52.422	128.2	10:14.279
4	3:12.603	53.414	1:29.297	49.892	130.9	13:26.882
5	3:10.716	53.297	1:27.830	49.589	132.2	16:37.598
6	3:12.780	53.431	1:29.116	50.233	130.8	19:50.378
7	3:09.830	54.296	1:26.730	48.804	132.8	23:00.208
8	6:58.665 B	4:39.219	1:29.961	49.485	60.2	29:58.873
9	3:16.448	57.692	1:28.818	49.938	128.4	33:15.321

56 Cyrille PREVEL — FRA — PORSCHE 911 3.0 I RS

Lap	Time	Sector 1	Sector 2	Sector 3	Kph	Elapsed
1	4:15.085	1:36.865	1:42.045	56.175	97.1	4:15.085
2	3:20.602	1:00.453	1:29.734	50.415	125.7	7:35.687
3	3:08.150	54.257	1:26.026	47.867	134.0	10:43.837
4	2:59.661	51.733	1:22.635	45.293	140.3	13:43.498
5	2:57.652	51.404	1:21.229	45.019	141.9	16:41.150
6	3:10.239 B	50.958	1:22.524	56.757	132.5	19:51.389
7	7:54.915	5:45.725	1:23.611	45.579	53.1	27:46.304
8	2:55.647	50.525	1:20.357	44.765	143.6	30:41.951

68 Stephane SALERNO — FRA — PORSCHE 968

Lap	Time	Sector 1	Sector 2	Sector 3	Kph	Elapsed
1	3:35.357	1:09.060	1:34.283	52.014	115.0	3:35.357
2	3:14.502	55.679	1:28.883	49.940	129.6	6:49.859
3	3:09.634	55.119	1:26.822	47.693	133.0	9:59.493
4	3:07.999	53.315	1:26.364	48.320	134.1	13:07.492
5	3:09.330	54.861	1:26.652	47.817	133.2	16:16.822
6	3:09.225	54.096	1:25.411	49.718	133.2	19:26.047
7	3:40.242 B	1:09.518	1:28.267	1:02.457	114.5	23:06.289

69 Laurent LIBFELD — FRA — PORSCHE 944 Turbo

Lap	Time	Sector 1	Sector 2	Sector 3	Kph	Elapsed
1	4:35.370	2:07.130	1:34.896	53.344	90.0	4:35.370
2	3:18.081	54.914	1:31.859	51.308	127.3	7:53.451
3	3:14.122	54.376	1:28.000	51.746	129.9	11:07.573
4	7:04.343 B	4:30.536	1:38.555	55.252	59.4	18:11.916
5	3:17.747	55.944	1:30.975	50.828	127.5	21:29.663
6	3:14.589	54.112	1:29.877	50.600	129.6	24:44.252
7	3:20.872	54.882	1:32.882	53.108	125.5	28:05.124
8	3:42.059	57.611	1:40.557	1:03.891	113.5	31:47.183

75 Samuel SERRES — FRA — PORSCHE 911 SC

Lap	Time	Sector 1	Sector 2	Sector 3	Kph	Elapsed
1	3:19.942	1:03.283	1:28.256	48.403	123.9	3:19.942
2	3:01.088	52.889	1:21.917	46.282	139.2	6:21.030
3	2:58.436	51.736	1:21.033	45.667	141.3	9:19.466
4	6:15.915 B	3:56.326	1:30.226	49.363	67.1	15:35.381
5	3:11.793	55.439	1:27.331	49.023	131.5	18:47.174
6	3:07.677	52.948	1:26.123	48.606	134.3	21:54.851
7	3:10.322	54.670	1:26.777	48.875	132.5	25:05.173
8	3:11.838	53.504	1:28.876	49.458	131.4	28:17.011
9	3:10.654	52.967	1:27.673	50.014	132.3	31:27.665

76 Michel CARVALHEIRO — FRA — PORSCHE 968 CS

Lap	Time	Sector 1	Sector 2	Sector 3	Kph	Elapsed
1	3:43.909	1:17.219	1:34.048	52.642	110.6	3:43.909
2	3:12.231	53.937	1:29.662	48.632	131.2	6:56.140
3	3:01.548	51.890	1:22.992	46.666	138.9	9:57.688
4	2:58.920	51.439	1:21.774	45.707	140.9	12:56.608
5	2:56.932	50.715	1:20.156	46.061	142.5	15:53.540
6	3:18.161	53.512	1:25.566	59.083	127.2	19:11.701
7	3:01.630	50.920	1:21.800	48.910	138.8	22:13.331
8	3:11.331	51.606	1:30.539	49.186	131.8	25:24.662
9	3:18.010	51.215	1:24.471	1:02.324	127.3	28:42.672

ROADBOOK MOTOR CLASSIC
www.spasixhours.com
contact@roadbook.net

SUPER SPA

Ferdinand Cup

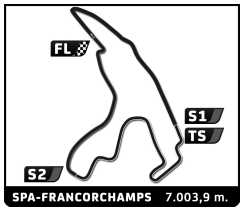

6-FERDINAND CUP
SUPER SPA
Free Practice

Sector Analysis

__ Invalidated Lap Personal Best Session Best **B** Crossing the pit lane

78 Vladimir BARRAS — FRA — PORSCHE 996 Cup

Lap	Time	Sector 1	Sector 2	Sector 3	Kph	Elapsed
1	4:36.295	2:07.748	1:35.009	53.538	89.7	4:36.295
2	3:18.073	55.775	1:30.614	51.684	127.3	7:54.368
3	3:00.678	51.222	1:23.291	46.165	139.6	10:55.046
4	2:59.713	49.844	1:23.187	46.682	140.3	13:54.759
5	2:57.229	48.952	1:22.281	45.996	142.3	16:51.988
6	2:53.627	48.838	1:21.253	43.536	145.2	19:45.615
7	3:17.139 B	48.606	1:19.308	1:09.225	127.9	23:02.754

79 Damien GAULT — FRA — PORSCHE 996 Cup

Lap	Time	Sector 1	Sector 2	Sector 3	Kph	Elapsed
1	3:55.896	1:26.261	1:37.381	52.254	105.0	3:55.896
2	3:08.541	54.239	1:26.113	48.189	133.7	7:04.437
3	3:05.656	51.502	1:27.043	47.111	135.8	10:10.093
4	2:58.038	50.622	1:22.100	45.316	141.6	13:08.131
5	2:55.471	49.632	1:20.858	44.981	143.7	16:03.602
6	4:29.298 B	2:23.752	1:21.058	44.488	93.6	20:32.900
7	2:52.289	48.568	1:20.062	43.659	146.3	23:25.189
8	2:47.181	47.196	1:17.443	42.542	150.8	26:12.370
9	2:48.775	46.680	1:18.713	43.382	149.4	29:01.145
10	2:47.263	46.795	1:17.602	42.866	150.7	31:48.408

88 Pascal DIDIER — MCO — PORSCHE 911 SC

Lap	Time	Sector 1	Sector 2	Sector 3	Kph	Elapsed
1	3:34.010	1:02.135	1:38.282	53.593	115.8	3:34.010
2	3:26.203	57.555	1:35.444	53.204	122.3	7:00.213
3	3:20.969	54.876	1:34.674	51.419	125.5	10:21.182
4	3:17.825	54.848	1:31.738	51.239	127.5	13:39.007
5	3:21.946	56.410	1:34.089	51.447	124.9	17:00.953
6	3:17.385	54.431	1:31.610	51.344	127.7	20:18.338
7	3:18.761	55.423	1:32.248	51.090	126.9	23:37.099
8	3:17.749	54.754	1:32.620	50.375	127.5	26:54.848
9	3:17.403	54.607	1:32.106	50.690	127.7	30:12.251

89 Stephane DUVERNE — FRA — PORSCHE 911 3.0 RS

Lap	Time	Sector 1	Sector 2	Sector 3	Kph	Elapsed
1	3:29.844	54.883	1:40.002	54.959	118.1	3:29.844
2	3:13.859	54.559	1:29.172	50.128	130.1	6:43.703
3	3:06.840	52.390	1:26.349	48.101	135.0	9:50.543
4	3:04.494	51.206	1:24.692	48.596	136.7	12:55.037
5	3:02.293	51.006	1:24.337	46.950	138.3	15:57.330
6	3:01.243	50.854	1:23.573	46.816	139.1	18:58.573
7	3:00.171	50.500	1:23.336	46.335	139.9	21:58.744
8	2:58.667	50.299	1:21.923	46.445	141.1	24:57.411
9	3:03.002	50.884	1:24.548	47.570	137.8	28:00.413
10	2:59.642	50.732	1:22.169	46.741	140.4	31:00.055

99 Franck HARDONNIERE — FRA — PORSCHE 993

Lap	Time	Sector 1	Sector 2	Sector 3	Kph	Elapsed
1	3:56.768	1:26.472	1:37.798	52.498	104.6	3:56.768
2	3:09.795	54.562	1:26.188	49.045	132.8	7:06.563
3	3:09.261	53.756	1:26.547	48.958	133.2	10:15.824
4	3:08.761	53.721	1:25.891	49.149	133.6	13:24.585
5	3:05.943	52.531	1:25.625	47.787	135.6	16:30.528
6	3:37.662	55.404	1:43.628	58.630	115.8	20:08.190
7	4:47.914 B	2:31.257	1:27.474	49.183	87.6	24:56.104
8	3:10.351	52.917	1:28.704	48.730	132.5	28:06.455
9	3:05.002	52.490	1:24.859	47.653	136.3	31:11.457

924 Jerome SALVA — FRA — PORSCHE 924 S

Lap	Time	Sector 1	Sector 2	Sector 3	Kph	Elapsed
1	4:15.367	1:45.522	1:34.383	55.462	97.0	4:15.367
2	3:22.008	1:01.897	1:28.490	51.621	124.8	7:37.375
3	3:16.047	58.092	1:27.280	50.675	128.6	10:53.422
4	3:12.348	57.665	1:26.020	48.663	131.1	14:05.770
5	3:12.807	56.121	1:25.548	51.138	130.8	17:18.577
6	4:54.247 B	2:36.613	1:26.788	50.846	85.7	22:12.824
7	3:08.903	55.546	1:23.703	49.654	133.5	25:21.727
8	3:07.555	55.395	1:24.186	47.974	134.4	28:29.282
9	3:08.558	55.279	1:24.379	48.900	133.7	31:37.840

951 Alain ABADIE — FRA — PORSCHE 944 Turbo

Lap	Time	Sector 1	Sector 2	Sector 3	Kph	Elapsed
1	4:27.370	1:51.624	1:40.991	54.755	92.7	4:27.370
2	3:20.018	57.464	1:32.677	49.877	126.1	7:47.388
3	3:11.365	53.724	1:28.656	48.985	131.8	10:58.753
4	3:05.249	52.137	1:25.790	47.322	136.1	14:04.002
5	3:08.152	52.661	1:26.724	48.767	134.0	17:12.154
6	3:06.948	52.667	1:24.380	49.901	134.9	20:19.102
7	3:06.351	53.909	1:24.477	47.965	135.3	23:25.453
8	3:04.956	51.713	1:25.453	47.790	136.3	26:30.409
9	4:08.366	1:02.409	1:50.834	1:15.123	101.5	30:38.775

ROADBOOK MOTOR CLASSIC
www.spasixhours.com
contact@roadbook.net

Ferdinand Cup

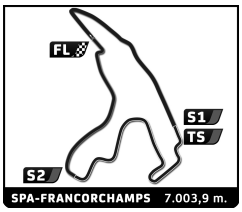

6-FERDINAND CUP

SUPER SPA

Free Practice

Provisional Race Director Report

Hour	Flag	Message
15:22:00	GF	GREEN FLAG
15:27:00	YF	YELLOW FLAG AT TURN 3
15:27:09	GF	GREEN FLAG
15:28:13		CAR 55, 59 AND 90 - NO TRANSPONDER
15:32:57		TRACK LIMIT - CAR 2 - T 3
15:34:52		TRACK LIMIT - CAR 2 - T 3 - SECOND TIME
15:47:51	YF	YELLOW FLAG AT TURN 13
15:48:13	YF	DOUBLE YELLOW AT TURN 13
15:48:58	GF	GREEN FLAG
15:52:00		CHEQUERED FLAG

Published at: .....

Race Director:	Timekeeper:
Pierre-Louis DELETTRE	Mario ESTÉBANEZ

ROADBOOK MOTOR CLASSIC
www.spasixhours.com
contact@roadbook.net

Ferdinand Cup

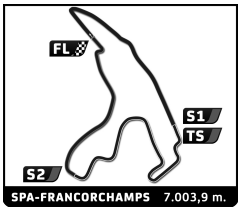

SUPER SPA
6-FERDINAND CUP
Free Practice
Weather Report

Air Temperature

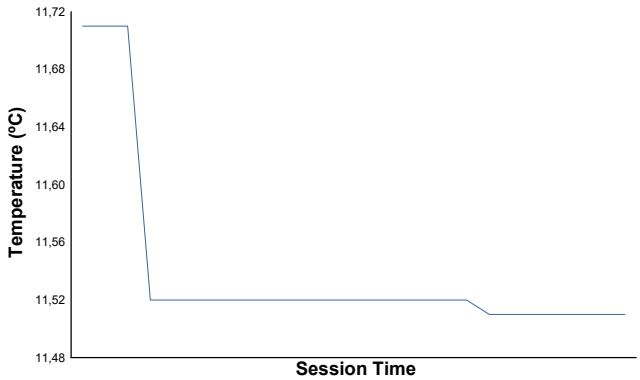

Track Temperature

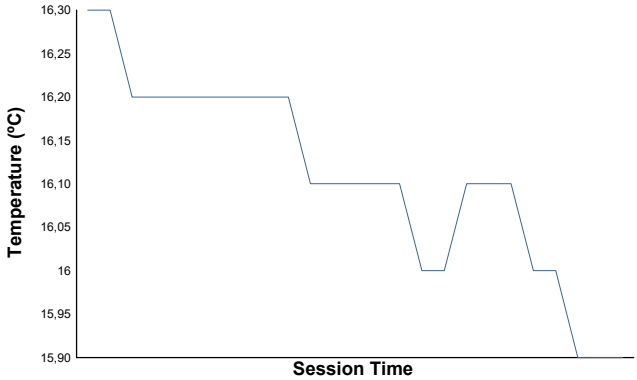

Humidity

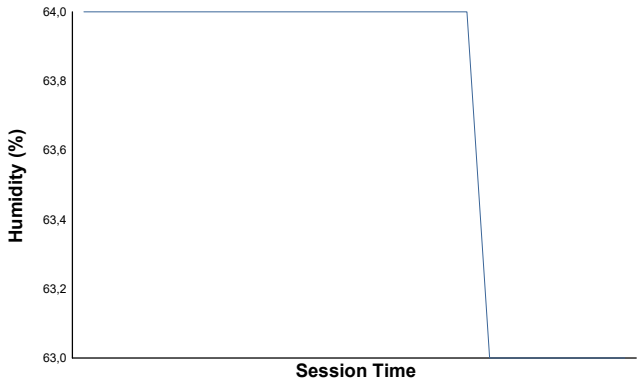

Pressure

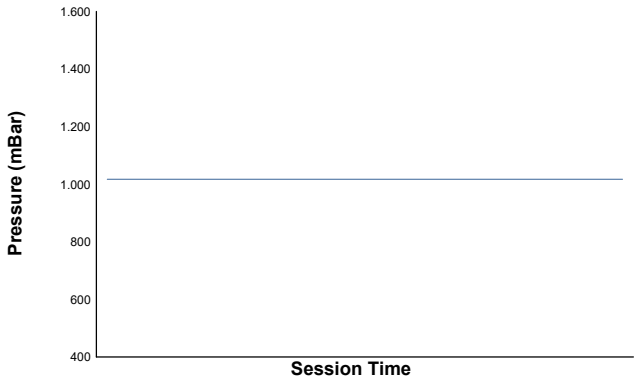

Wind Speed

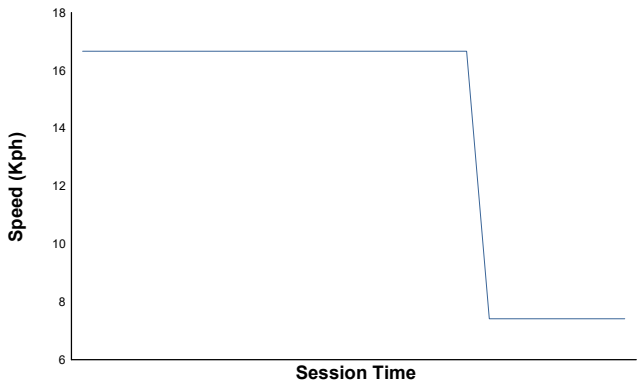

Wind Direction

North=0º/360º East=90º South=180º West=270º

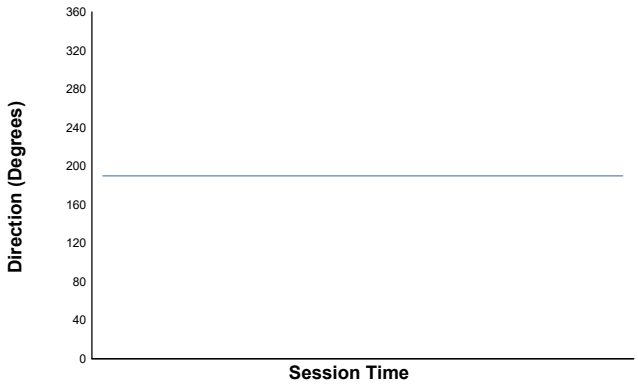

Track Status: **DRY**

ROADBOOK MOTOR CLASSIC
www.spasixhours.com
contact@roadbook.net

SUPER SPA

Ferdinand Cup

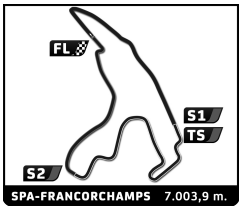

6-FERDINAND CUP
SUPER SPA
Qualifying

Final Classification

	No	Driver	Nat	Team	Car	Cl.	Time	Lap	Total	Gap		Kph
1	59	Bastien MATHIEU	FRA		PORSCHE 996 Cup	FCO	3:05.576	4	8	-	-	135.9
2	2	Christophe TERRIOU	FRA		PORSCHE 911	FC1	3:11.174	4	8	+5.598	+5.598	131.9
3	84	Sébastien MATHIEU	FRA		PORSCHE 996 Cup	FCO	3:12.519	6	6	+6.943	+1.345	131.0
4	79	Damien GAULT	FRA		PORSCHE 996 Cup	FCO	3:12.680	8	8	+7.104	+0.161	130.9
5	78	Vladimir BARRAS	FRA		PORSCHE 996 Cup	FCO	3:14.910	3	4	+9.334	+2.230	129.4
6	36	Benjamin MOUSSION	FRA		PORSCHE 964 RSR	FC1	3:16.477	8	8	+10.901	+1.567	128.3
7	55	Didier CLESSE	FRA		PORSCHE 964 RS	FC2	3:17.132	4	8	+11.556	+0.655	127.9
8	42	Olivier BOSIO	FRA		PORSCHE 964	FC1	3:19.203	8	8	+13.627	+2.071	126.6
9	951	Alain ABADIE	FRA		PORSCHE 944 Turbo	FC2	3:19.700	4	8	+14.124	+0.497	126.3
10	76	Michel CARVALHEIRO	FRA		PORSCHE 968 CS	FC2	3:22.118	4	7	+16.542	+2.418	124.7
11	23	Patrice LACROIX	BEL		PORSCHE 968 CS	FC2	3:22.340	4	6	+16.764	+0.222	124.6
12	5	Frédéric RAMOUSSE	FRA		PORSCHE 911 2.8 RSR	FC2	3:25.065	3	8	+19.489	+2.725	123.0
13	39	Marc GILLET	FRA		PORSCHE 911	FC1	3:26.223	4	7	+20.647	+1.158	122.3
14	11	Sébastien SERRA	FRA		PORSCHE 993 C2	FC1	3:26.877	7	7	+21.301	+0.654	121.9
15	56	Cyrille PREVEL	FRA		PORSCHE 911 3.0 I RS	FC1	3:29.295	3	7	+23.719	+2.418	120.5
16	33	Jean MICHAUD	FRA		PORSCHE 944 Turbo	FC2	3:31.303	7	7	+25.727	+2.008	119.3
17	99	Franck HARDONNIERE	FRA		PORSCHE 993	FC1	3:31.979	7	7	+26.403	+0.676	118.9
18	75	Samuel SERRES	FRA		PORSCHE 911 SC	FC2	3:32.162	4	6	+26.586	+0.183	118.8
19	8	Jean-Thomas DUVAL	FRA		PORSCHE 964 C2	FC2	3:33.327	4	8	+27.751	+1.165	118.2
20	50	Bernard KLEIBER	FRA		PORSCHE 993	FC1	3:35.914	4	7	+30.338	+2.587	116.8
21	68	Stéphane SALERNO	FRA		PORSCHE 968	FC2	3:36.547	7	7	+30.971	+0.633	116.4
22	35	Romain DUVAL	FRA		PORSCHE 964	FC1	3:39.158	7	7	+33.582	+2.611	115.1
23	89	Stéphane DUVERNE	FRA		PORSCHE 911 3.0 RS	FC2	3:40.669	4	8	+35.093	+1.511	114.3
24	88	Pascal DIDIER	MCO		PORSCHE 911 SC	FC2	3:42.580	8	8	+37.004	+1.911	113.3
25	44	Leonard LICOPS	BEL		PORSCHE 944 Turbo	FC1	3:43.567	7	7	+37.991	+0.987	112.8
26	69	Laurent LIBFELD	FRA		PORSCHE 944 Turbo	FC2	3:49.433	7	7	+43.857	+5.866	109.9
27	924	Jérôme SALVA	FRA		PORSCHE 924 S	FC3	3:52.467	4	7	+46.891	+3.034	108.5
28	27	Luc DESLAURIER	FRA		PORSCHE 944 S2	FC3	3:54.499	7	7	+48.923	+2.032	107.5
29	90	Philippe LOUSTAU	FRA		PORSCHE 964	FC2	3:59.462	6	7	+53.886	+4.963	105.3
30	48	Michel MATHIEU	FRA		PORSCHE 964 C2	FC1	4:02.258	3	4	+56.682	+2.796	104.1
31	22	Ben GAYER	FRA		PORSCHE 911 3.2 I	FC3						

Fastest Lap:	Lap 4	Bastien MATHIEU	3:05.576	135.9 Kph

CARS #33 & #78 - SOME LAP TIMES DELETED DUE TO TRACK LIMITS

Track Status: **WET**

Published at: .....

Stewards:
Jan DHONDT Guy DAUBRIE Peter GEENS

Timekeeper:
Mario ESTÉBANEZ

ROADBOOK MOTOR CLASSIC
www.spasixhours.com
contact@roadbook.net

SUPER SPA

Ferdinand Cup

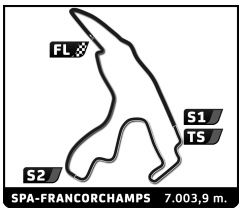

6-FERDINAND CUP

SUPER SPA

Qualifying

Final Classification by 2nd Fastest Lap

	No	Driver	Team	Car	Class	Time	Gap	
1	59	**Bastien MATHIEU**		PORSCHE 996 Cup	FCO	**3:08.534**	-	-
2	2	**Christophe TERRIOU**		PORSCHE 911	FC1	**3:13.666**	+5.132	+5.132
3	36	**Benjamin MOUSSION**		PORSCHE 964 RSR	FC1	**3:17.843**	+9.309	+4.177
4	79	**Damien GAULT**		PORSCHE 996 Cup	FCO	**3:18.083**	+9.549	+0.240
5	55	**Didier CLESSE**		PORSCHE 964 RS	FC2	**3:20.116**	+11.582	+2.033
6	84	**Sébastien MATHIEU**		PORSCHE 996 Cup	FCO	**3:20.679**	+12.145	+0.563
7	951	**Alain ABADIE**		PORSCHE 944 Turbo	FC2	**3:20.919**	+12.385	+0.240
8	42	**Olivier BOSIO**		PORSCHE 964	FC1	**3:23.842**	+15.308	+2.923
9	76	**Michel CARVALHEIRO**		PORSCHE 968 CS	FC2	**3:24.334**	+15.800	+0.492
10	5	**Frédéric RAMOUSSE**		PORSCHE 911 2.8 RSR	FC2	**3:25.779**	+17.245	+1.445
11	23	**Patrice LACROIX**		PORSCHE 968 CS	FC2	**3:28.103**	+19.569	+2.324
12	78	**Vladimir BARRAS**		PORSCHE 996 Cup	FCO	**3:28.462**	+19.928	+0.359
13	39	**Marc GILLET**		PORSCHE 911	FC1	**3:29.113**	+20.579	+0.651
14	11	**Sébastien SERRA**		PORSCHE 993 C2	FC1	**3:29.407**	+20.873	+0.294
15	56	**Cyrille PREVEL**		PORSCHE 911 3.0 I RS	FC1	**3:32.726**	+24.192	+3.319
16	99	**Franck HARDONNIERE**		PORSCHE 993	FC1	**3:34.579**	+26.045	+1.853
17	8	**Jean-Thomas DUVAL**		PORSCHE 964 C2	FC2	**3:35.450**	+26.916	+0.871
18	75	**Samuel SERRES**		PORSCHE 911 SC	FC2	**3:37.024**	+28.490	+1.574
19	68	**Stéphane SALERNO**		PORSCHE 968	FC2	**3:38.483**	+29.949	+1.459
20	50	**Bernard KLEIBER**		PORSCHE 993	FC1	**3:38.579**	+30.045	+0.096
21	33	**Jean MICHAUD**		PORSCHE 944 Turbo	FC2	**3:43.006**	+34.472	+4.427
22	89	**Stéphane DUVERNE**		PORSCHE 911 3.0 RS	FC2	**3:46.139**	+37.605	+3.133
23	35	**Romain DUVAL**		PORSCHE 964	FC1	**3:46.952**	+38.418	+0.813
24	44	**Leonard LICOPS**		PORSCHE 944 Turbo	FC1	**3:50.058**	+41.524	+3.106
25	88	**Pascal DIDIER**		PORSCHE 911 SC	FC2	**3:50.741**	+42.207	+0.683
26	924	**Jérôme SALVA**		PORSCHE 924 S	FC3	**3:53.666**	+45.132	+2.925
27	69	**Laurent LIBFELD**		PORSCHE 944 Turbo	FC2	**3:57.498**	+48.964	+3.832
28	27	**Luc DESLAURIER**		PORSCHE 944 S2	FC3	**3:59.497**	+50.963	+1.999
29	90	**Philippe LOUSTAU**		PORSCHE 964	FC2	**4:04.455**	+55.921	+4.958
30	48	**Michel MATHIEU**		PORSCHE 964 C2	FC1	**4:08.567**	+1:00.033	+4.112
31	22	**Ben GAYER**		PORSCHE 911 3.2 I	FC3			

Fastest Lap:	Lap 4	Bastien MATHIEU	**3:05.576**	135.9 Kph

CARS #33 & #78 - SOME LAP TIMES DELETED DUE TO TRACK LIMITS

Track Status: **WET**

Published at: .....

Stewards:			**Timekeeper:**
Jan DHONDT	Guy DAUBRIE	Peter GEENS	Mario ESTÉBANEZ

ROADBOOK MOTOR CLASSIC

www.spasixhours.com
contact@roadbook.net

SUPER SPA

Ferdinand Cup

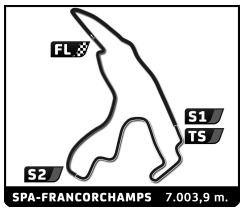

6-FERDINAND CUP
SUPER SPA
Qualifying

Final Classification by Class

	No	Driver	Nat	Team	Car	Time	Lap	Total	Gap		Kph
FC1											
1	2	**Christophe TERRIOU**	FRA		PORSCHE 911	**3:11.174**	4	8			**131.9**
2	36	**Benjamin MOUSSION**	FRA		PORSCHE 964 RSR	**3:16.477**	8	8	+5.303	+5.303	**128.3**
3	42	**Olivier BOSIO**	FRA		PORSCHE 964	**3:19.203**	8	8	+8.029	+2.726	**126.6**
4	39	**Marc GILLET**	FRA		PORSCHE 911	**3:26.223**	4	7	+15.049	+7.020	**122.3**
5	11	**Sébastien SERRA**	FRA		PORSCHE 993 C2	**3:26.877**	7	7	+15.703	+0.654	**121.9**
6	56	**Cyrille PREVEL**	FRA		PORSCHE 911 3.0 I RS	**3:29.295**	3	7	+18.121	+2.418	**120.5**
7	99	**Franck HARDONNIERE**	FRA		PORSCHE 993	**3:31.979**	7	7	+20.805	+2.684	**118.9**
8	50	**Bernard KLEIBER**	FRA		PORSCHE 993	**3:35.914**	4	7	+24.740	+3.935	**116.8**
9	35	**Romain DUVAL**	FRA		PORSCHE 964	**3:39.158**	7	7	+27.984	+3.244	**115.1**
10	44	**Leonard LICOPS**	BEL		PORSCHE 944 Turbo	**3:43.567**	7	7	+32.393	+4.409	**112.8**
11	48	**Michel MATHIEU**	FRA		PORSCHE 964 C2	**4:02.258**	3	4	+51.084	+18.691	**104.1**
FC2											
1	55	**Didier CLESSE**	FRA		PORSCHE 964 RS	**3:17.132**	4	8			**127.9**
2	951	**Alain ABADIE**	FRA		PORSCHE 944 Turbo	**3:19.700**	4	8	+2.568	+2.568	**126.3**
3	76	**Michel CARVALHEIRO**	FRA		PORSCHE 968 CS	**3:22.118**	4	7	+4.986	+2.418	**124.7**
4	23	**Patrice LACROIX**	BEL		PORSCHE 968 CS	**3:22.340**	4	6	+5.208	+0.222	**124.6**
5	5	**Frédéric RAMOUSSE**	FRA		PORSCHE 911 2.8 RSR	**3:25.065**	3	8	+7.933	+2.725	**123.0**
6	33	**Jean MICHAUD**	FRA		PORSCHE 944 Turbo	**3:31.303**	7	7	+14.171	+6.238	**119.3**
7	75	**Samuel SERRES**	FRA		PORSCHE 911 SC	**3:32.162**	4	6	+15.030	+0.859	**118.8**
8	8	**Jean-Thomas DUVAL**	FRA		PORSCHE 964 C2	**3:33.327**	4	8	+16.195	+1.165	**118.2**
9	68	**Stéphane SALERNO**	FRA		PORSCHE 968	**3:36.547**	7	7	+19.415	+3.220	**116.4**
10	89	**Stéphane DUVERNE**	FRA		PORSCHE 911 3.0 RS	**3:40.669**	4	8	+23.537	+4.122	**114.3**
11	88	**Pascal DIDIER**	MCO		PORSCHE 911 SC	**3:42.580**	8	8	+25.448	+1.911	**113.3**
12	69	**Laurent LIBFELD**	FRA		PORSCHE 944 Turbo	**3:49.433**	7	7	+32.301	+6.853	**109.9**
13	90	**Philippe LOUSTAU**	FRA		PORSCHE 964	**3:59.462**	6	7	+42.330	+10.029	**105.3**
FC3											
1	924	**Jérôme SALVA**	FRA		PORSCHE 924 S	**3:52.467**	4	7			**108.5**
2	27	**Luc DESLAURIER**	FRA		PORSCHE 944 S2	**3:54.499**	7	7	+2.032	+2.032	**107.5**
3	22	**Ben GAYER**	FRA		PORSCHE 911 3.2 I						
FCO											
1	59	**Bastien MATHIEU**	FRA		PORSCHE 996 Cup	**3:05.576**	4	8			**135.9**
2	84	**Sébastien MATHIEU**	FRA		PORSCHE 996 Cup	**3:12.519**	6	6	+6.943	+6.943	**131.0**
3	79	**Damien GAULT**	FRA		PORSCHE 996 Cup	**3:12.680**	8	8	+7.104	+0.161	**130.9**
4	78	**Vladimir BARRAS**	FRA		PORSCHE 996 Cup	**3:14.910**	3	4	+9.334	+2.230	**129.4**

CARS #33 & #78 - SOME LAP TIMES DELETED DUE TO TRACK LIMITS

Published at: .....

Track Status: **WET**

Stewards:
Jan DHONDT Guy DAUBRIE Peter GEENS

Timekeeper:
Mario ESTÉBANEZ

ROADBOOK MOTOR CLASSIC
www.spasixhours.com
contact@roadbook.net

SUPER SPA

Ferdinand Cup

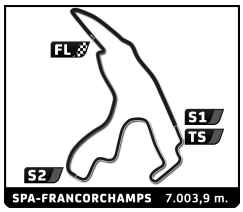

6-FERDINAND CUP
SUPER SPA
Qualifying

Best Sector Times

	Sector 1			Sector 2			Sector 3						Ideal	Best	
Pos	No	Driver	Time	No	Driver	Time	No	Driver	Time	Pos	No	Driver	Lap	Lap	
1	59	B.MATHIEU	50.577	59	B.MATHIEU	1:26.760	59	B.MATHIEU	47.894	1	59	B.MATHIEU	3:05.231	3:05.576	(1)
2	2	C.TERRIOU	52.015	84	S.MATHIEU	1:28.438	84	S.MATHIEU	48.623	2	2	C.TERRIOU	3:09.481	3:11.174	(2)
3	79	D.GAULT	53.495	2	C.TERRIOU	1:28.809	2	C.TERRIOU	48.657	3	84	S.MATHIEU	3:12.519	3:12.519	(3)
4	36	B.MOUSSION	53.672	79	D.GAULT	1:28.986	78	V.BARRAS	50.118	4	79	D.GAULT	3:12.680	3:12.680	(4)
5	78	V.BARRAS	54.503	78	V.BARRAS	1:30.289	79	D.GAULT	50.199	5	78	V.BARRAS	3:14.910	3:14.910	(5)
6	951	A.ABADIE	55.098	36	B.MOUSSION	1:31.662	36	B.MOUSSION	50.227	6	36	B.MOUSSION	3:15.561	3:16.477	(6)
7	42	O.BOSIO	55.332	42	O.BOSIO	1:32.469	951	A.ABADIE	50.408	7	42	O.BOSIO	3:19.203	3:19.203	(8)
8	84	S.MATHIEU	55.458	76	M.CARVALHEIRO	1:33.489	42	O.BOSIO	51.402	8	951	A.ABADIE	3:19.332	3:19.700	(9)
9	23	P.LACROIX	55.631	39	M.GILLET	1:33.655	23	P.LACROIX	52.126	9	23	P.LACROIX	3:22.061	3:22.340	(11)
10	5	F.RAMOUSSE	55.748	5	F.RAMOUSSE	1:33.814	76	M.CARVALHEIRO	52.583	10	76	M.CARVALHEIRO	3:22.118	3:22.118	(10)
11	76	M.CARVALHEIRO	56.046	951	A.ABADIE	1:33.826	39	M.GILLET	52.840	11	5	F.RAMOUSSE	3:22.476	3:25.065	(12)
12	11	S.SERRA	56.226	23	P.LACROIX	1:34.304	5	F.RAMOUSSE	52.914	12	11	S.SERRA	3:24.015	3:26.877	(14)
13	8	J.DUVAL	57.687	33	J.MICHAUD	1:34.388	56	C.PREVEL	53.086	13	39	M.GILLET	3:25.326	3:26.223	(13)
14	75	S.SERRES	57.978	11	S.SERRA	1:34.684	11	S.SERRA	53.105	14	56	C.PREVEL	3:26.792	3:29.295	(15)
15	99	F.HARDONNIERE	58.202	56	C.PREVEL	1:35.446	75	S.SERRES	55.080	15	33	J.MICHAUD	3:30.209	3:31.303	(16)
16	56	C.PREVEL	58.260	99	F.HARDONNIERE	1:37.843	99	F.HARDONNIERE	55.359	16	99	F.HARDONNIERE	3:31.404	3:31.979	(17)
17	50	B.KLEIBER	58.637	8	J.DUVAL	1:38.590	8	J.DUVAL	55.483	17	8	J.DUVAL	3:31.760	3:33.327	(19)
18	39	M.GILLET	58.831	75	S.SERRES	1:39.104	35	R.DUVAL	55.545	18	75	S.SERRES	3:32.162	3:32.162	(18)
19	33	J.MICHAUD	1:00.079	68	S.SALERNO	1:39.250	33	J.MICHAUD	55.742	19	68	S.SALERNO	3:35.564	3:36.547	(21)
20	68	S.SALERNO	1:00.394	50	B.KLEIBER	1:40.960	68	S.SALERNO	55.920	20	50	B.KLEIBER	3:35.914	3:35.914	(20)
21	88	P.DIDIER	1:00.786	89	S.DUVERNE	1:41.846	50	B.KLEIBER	56.317	21	35	R.DUVAL	3:38.917	3:39.158	(22)
22	89	S.DUVERNE	1:01.118	35	R.DUVAL	1:42.045	44	L.LICOPS	56.652	22	44	L.LICOPS	3:40.314	3:43.567	(25)
23	35	R.DUVAL	1:01.327	44	L.LICOPS	1:42.208	89	S.DUVERNE	57.705	23	89	S.DUVERNE	3:40.669	3:40.669	(23)
24	44	L.LICOPS	1:01.454	69	L.LIBFELD	1:43.493	88	P.DIDIER	58.205	24	88	P.DIDIER	3:42.580	3:42.580	(24)
25	924	J.SALVA	1:03.133	88	P.DIDIER	1:43.589	69	L.LIBFELD	59.751	25	69	L.LIBFELD	3:49.433	3:49.433	(26)
26	48	M.MATHIEU	1:03.806	924	J.SALVA	1:44.905	27	L.DESLAURIER	1:00.946	26	924	J.SALVA	3:49.470	3:52.467	(27)
27	27	L.DESLAURIER	1:06.171	27	L.DESLAURIER	1:47.382	924	J.SALVA	1:01.432	27	27	L.DESLAURIER	3:54.499	3:54.499	(28)
28	69	L.LIBFELD	1:06.189	48	M.MATHIEU	1:48.764	90	P.LOUSTAU	1:01.580	28	48	M.MATHIEU	3:55.530	4:02.258	(30)
29	90	P.LOUSTAU	1:06.365	90	P.LOUSTAU	1:49.589	48	M.MATHIEU	1:02.960	29	90	P.LOUSTAU	3:57.534	3:59.462	(29)

ROADBOOK
MOTOR CLASSIC
www.spasixhours.com
contact@roadbook.net

SUPER SPA

Ferdinand Cup

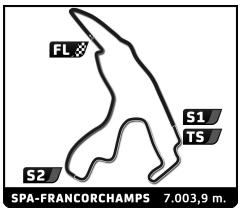

6-FERDINAND CUP
SUPER SPA
Qualifying

Best Top Speed

No	Driver	Team	Class	Top 1 Kph	Top 1 Lap	Top 2 Kph	Top 2 Lap	Top 3 Kph	Top 3 Lap	Top 4 Kph	Top 4 Lap	Top 5 Kph	Top 5 Lap	Avg
59	Bastien MATHIEU		FCO	**210.5**	4	193.9	3	188.5	8	186.9	5	169.0	7	189,8
76	Michel CARVALHEIRO		FC2	**196.0**	4	192.5	3	188.8	7	161.7	2	144.0	1	176,6
36	Benjamin MOUSSION		FC1	**184.6**	5	177.0	3	176.8	8	173.6	7	167.4	4	175,9
39	Marc GILLET		FC1	**175.6**	3	172.0	4	154.9	7	149.0	5	145.6	2	159,4
56	Cyrille PREVEL		FC1	**175.3**	4	162.9	7	155.2	6	151.9	2	141.2	3	157,3
23	Patrice LACROIX		FC2	**170.9**	3	168.5	4	146.3	6	123.3	2	109.6	1	143,7
79	Damien GAULT		FCO	**168.5**	8	165.4	5	162.9	4	158.8	3	148.4	2	160,8
951	Alain ABADIE		FC2	**167.7**	8	164.6	7	160.7	4	153.8	5	145.2	3	158,4
5	Frédéric RAMOUSSE		FC2	**166.9**	8	164.6	4	157.9	3	140.6	2	138.5	7	153,7
78	Vladimir BARRAS		FCO	**166.9**	4	147.5	3	137.2	2	114.3	1			141,5
2	Christophe TERRIOU		FC1	**166.4**	5	163.4	8	158.8	4	148.4	7	148.1	3	157,0
44	Leonard LICOPS		FC1	**165.9**	3	159.5	7	152.3	6	144.0	4	142.5	2	152,8
42	Olivier BOSIO		FC1	**165.6**	8	146.5	4	146.5	7	141.4	3	130.0	2	146,0
50	Bernard KLEIBER		FC1	**164.4**	3	157.2	4	156.7	5	138.8	2	133.3	7	150,1
8	Jean-Thomas DUVAL		FC2	**162.2**	7	159.5	8	153.0	4	142.9	3	142.3	2	152,0
11	Sébastien SERRA		FC1	**162.2**	7	158.4	6	150.0	4	145.2	3	122.4	2	147,6
84	Sébastien MATHIEU		FCO	**162.2**	2	146.9	5	135.5	6	133.7	3	125.9	1	140,8
33	Jean MICHAUD		FC2	**160.7**	4	148.8	3	141.4	7	140.4	6	130.0	2	144,3
35	Romain DUVAL		FC1	**156.7**	6	147.1	3	145.4	7	141.9	4	137.9	5	145,8
99	Franck HARDONNIERE		FC1	**152.3**	6	146.7	7	140.3	4	131.2	3	118.9	2	137,9
68	Stéphane SALERNO		FC2	**151.5**	4	148.8	3	138.8	7	138.6	6	131.5	2	141,8
75	Samuel SERRES		FC2	**150.6**	3	150.2	4	130.4	2	112.5	6	105.8	1	129,9
89	Stéphane DUVERNE		FC2	**146.9**	4	145.7	7	143.2	2	142.1	8	136.4	3	142,9
924	Jérôme SALVA		FC3	**146.7**	6	141.9	3	139.5	7	137.2	4	133.7	2	139,8
88	Pascal DIDIER		FC2	**144.2**	8	139.9	4	136.2	3	135.5	2	135.0	7	138,2
27	Luc DESLAURIER		FC3	**143.6**	7	140.4	6	139.0	4	127.7	3	123.1	2	134,8
48	Michel MATHIEU		FC1	**143.0**	4	117.8	2	113.9	3	97.9	1			118,2
90	Philippe LOUSTAU		FC2	**141.4**	4	140.3	7	138.1	6	121.6	3	106.9	1	129,7
69	Laurent LIBFELD		FC2	**139.0**	4	131.2	7	126.8	6	123.1	3	106.6	2	125,3
22	Ben GAYER		FC3											
55	Didier CLESSE		FC2											

ROADBOOK MOTOR CLASSIC
www.spasixhours.com
contact@roadbook.net

Ferdinand Cup

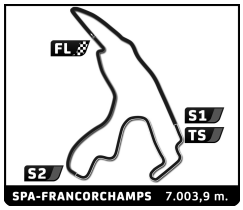

6-FERDINAND CUP

SUPER SPA

Qualifying

Fastest Lap Sequence

Elapsed	No	Driver	Team	Car	Class	Time	Kph	Lap
6:59.558	59	Bastien MATHIEU		PORSCHE 996 Cup	FCO	**3:19.982**	126.1	2
10:08.887	59	Bastien MATHIEU		PORSCHE 996 Cup	FCO	**3:09.329**	133.2	3
13:14.463	59	Bastien MATHIEU		PORSCHE 996 Cup	FCO	**3:05.576**	135.9	4

ROADBOOK
MOTOR CLASSIC

www.spasixhours.com
contact@roadbook.net

SUPER SPA

Ferdinand Cup

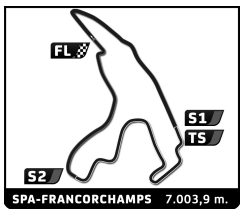

6-FERDINAND CUP
SUPER SPA
Qualifying

Sector Analysis

__ Invalidated Lap Personal Best Session Best **B** Crossing the pit lane

2 Christophe TERRIOU — FRA — PORSCHE 911

Lap	Time	Sector 1	Sector 2	Sector 3	Kph	Elapsed
1	3:36.871	55.841	1:43.787	57.243	114.2	3:36.871
2	3:31.288	58.419	1:38.815	54.054	119.3	7:08.159
3	3:16.235	54.569	1:31.865	49.801	128.5	10:24.394
4	3:11.174	52.972	1:29.545	48.657	131.9	13:35.568
5	3:27.595	52.015	1:35.294	1:00.286	121.5	17:03.163
6	6:45.328 B	3:40.950	1:59.946	1:04.432	62.2	23:48.491
7	3:14.845	55.936	1:28.809	50.100	129.4	27:03.336
8	3:13.666	53.462	1:31.012	49.192	130.2	30:17.002

5 Frédéric RAMOUSSE — FRA — PORSCHE 911 2.8 RSR

Lap	Time	Sector 1	Sector 2	Sector 3	Kph	Elapsed
1	4:12.519	1:16.056	1:51.500	1:04.963	98.1	4:12.519
2	3:37.840	1:02.535	1:39.521	55.784	115.7	7:50.359
3	3:25.065	57.021	1:34.914	53.130	123.0	11:15.424
4	3:35.245	55.748	1:43.322	56.175	117.1	14:50.669
5	6:20.485 B	3:19.467	1:52.639	1:08.379	66.3	21:11.154
6	4:11.618	1:30.943	1:46.788	53.887	100.2	25:22.772
7	3:34.182	1:01.885	1:37.762	54.535	117.7	28:56.954
8	3:25.779	59.051	1:33.814	52.914	122.5	32:22.733

8 Jean-Thomas DUVAL — FRA — PORSCHE 964 C2

Lap	Time	Sector 1	Sector 2	Sector 3	Kph	Elapsed
1	4:19.097	1:18.910	1:57.151	1:03.036	95.6	4:19.097
2	3:50.208	1:02.862	1:44.207	1:03.139	109.5	8:09.305
3	3:54.165	1:04.177	1:41.626	1:08.362	107.7	12:03.470
4	3:33.327	59.254	1:38.590	55.483	118.2	15:36.797
5	4:32.695	1:16.959	2:01.246	1:14.490	92.5	20:09.492
6	4:25.630	1:24.978	2:04.672	55.980	94.9	24:35.122
7	3:38.249	57.687	1:42.337	58.225	115.5	28:13.371
8	3:35.450	1:00.110	1:39.433	55.907	117.0	31:48.821

11 Sébastien SERRA — FRA — PORSCHE 993 C2

Lap	Time	Sector 1	Sector 2	Sector 3	Kph	Elapsed
1	5:02.287	2:05.726	1:54.086	1:02.475	82.0	5:02.287
2	3:47.248	1:05.562	1:42.577	59.109	111.0	8:49.535
3	3:40.468	1:00.770	1:42.444	57.254	114.4	12:30.003
4	3:29.407	59.226	1:34.684	55.497	120.4	15:59.410
5	8:14.823 B	4:53.770	2:07.965	1:13.088	51.0	24:14.233
6	3:32.494	56.226	1:35.564	1:00.704	118.7	27:46.727
7	3:26.877	57.496	1:36.276	53.105	121.9	31:13.604

23 Patrice LACROIX — BEL — PORSCHE 968 CS

Lap	Time	Sector 1	Sector 2	Sector 3	Kph	Elapsed
1	5:20.876	2:01.966	2:06.555	1:12.355	77.2	5:20.876
2	4:00.554	1:19.242	1:45.329	55.983	104.8	9:21.430
3	3:28.103	58.958	1:37.019	52.126	121.2	12:49.533
4	3:22.340	55.631	1:34.304	52.405	124.6	16:11.873
5	7:16.470 B	3:38.478	2:13.224	1:24.768	57.8	23:28.343
6	6:51.902 B	4:22.964	1:36.388	52.550	61.2	30:20.245

27 Luc DESLAURIER — FRA — PORSCHE 944 S2

Lap	Time	Sector 1	Sector 2	Sector 3	Kph	Elapsed
1	5:01.889	1:53.917	2:02.239	1:05.733	82.1	5:01.889
2	4:08.361	1:10.426	1:53.643	1:04.292	101.5	9:10.250
3	4:01.132	1:06.437	1:52.515	1:02.180	104.6	13:11.382
4	4:03.608	1:06.427	1:49.922	1:07.259	103.5	17:14.990
5	6:37.246 B	3:31.104	1:59.518	1:06.624	63.5	23:52.236
6	3:59.497	1:06.407	1:50.034	1:03.056	105.3	27:51.733
7	3:54.499	1:06.171	1:47.382	1:00.946	107.5	31:46.232

33 Jean MICHAUD — FRA — PORSCHE 944 Turbo

Lap	Time	Sector 1	Sector 2	Sector 3	Kph	Elapsed
1	4:56.936	1:45.125	2:01.208	1:10.603	83.4	4:56.936
2	3:58.516	1:09.910	1:46.795	1:01.811	105.7	8:55.452
3	3:43.006	1:06.033	1:38.749	58.224	113.1	12:38.458
4	3:50.786	1:00.079	1:45.934	1:04.773	109.3	16:29.244
5	7:04.462 B	3:39.615	2:06.060	1:18.787	59.4	23:33.706
6	3:38.062	1:03.124	1:36.507	58.431	115.6	27:11.768
7	3:31.303	1:01.173	1:34.388	55.742	119.3	30:43.071

35 Romain DUVAL — FRA — PORSCHE 964

Lap	Time	Sector 1	Sector 2	Sector 3	Kph	Elapsed
1	5:22.672	2:03.798	2:07.482	1:11.392	76.8	5:22.672
2	4:01.793	1:08.244	1:50.898	1:02.651	104.3	9:24.465
3	3:46.952	1:03.531	1:45.404	58.017	111.1	13:11.417
4	3:49.711	1:01.327	1:44.719	1:03.665	109.8	17:01.128
5	6:36.921 B	3:17.678	1:58.736	1:20.507	63.5	23:38.049
6	4:40.765 B	1:53.431	1:48.740	58.594	89.8	28:18.814
7	3:39.158	1:01.568	1:42.045	55.545	115.1	31:57.972

36 Benjamin MOUSSION — FRA — PORSCHE 964 RSR

Lap	Time	Sector 1	Sector 2	Sector 3	Kph	Elapsed
1	3:52.964	1:05.358	1:48.032	59.574	106.3	3:52.964
2	3:31.800	59.073	1:39.612	53.115	119.0	7:24.764
3	3:22.359	55.038	1:35.159	52.162	124.6	10:47.123
4	3:17.843	55.158	1:32.386	50.299	127.4	14:04.966
5	4:00.645	53.672	1:48.932	1:18.041	104.8	18:05.611
6	6:36.253 B	3:36.142	2:06.094	54.017	63.6	24:41.864
7	3:25.439	53.945	1:39.541	51.953	122.7	28:07.303
8	3:16.477	54.588	1:31.662	50.227	128.3	31:23.780

39 Marc GILLET — FRA — PORSCHE 911

Lap	Time	Sector 1	Sector 2	Sector 3	Kph	Elapsed
1	3:54.248	1:02.611	1:49.014	1:02.623	105.8	3:54.248
2	3:40.239	1:01.834	1:41.046	57.359	114.5	7:34.487
3	3:29.113	58.831	1:35.465	54.817	120.6	11:03.600
4	3:26.223	59.728	1:33.655	52.840	122.3	14:29.823
5	4:28.588	1:06.669	2:02.047	1:19.872	93.9	18:58.411
6	4:43.289	1:32.971	1:54.369	1:15.949	89.0	23:41.700
7	6:22.571 B	3:38.951	1:45.511	58.109	65.9	30:04.271

42 Olivier BOSIO — FRA — PORSCHE 964

Lap	Time	Sector 1	Sector 2	Sector 3	Kph	Elapsed
1	4:48.491	1:46.437	2:00.534	1:01.520	85.9	4:48.491
2	3:38.637	1:03.412	1:39.833	55.392	115.3	8:27.128
3	3:29.579	56.998	1:38.166	54.415	120.3	11:56.707
4	3:23.842	56.567	1:35.283	51.992	123.7	15:20.549
5	4:26.396	1:18.454	1:57.391	1:10.551	94.6	19:46.945
6	5:41.468 B	3:05.051	1:42.584	53.833	73.8	25:28.413
7	3:26.903	56.876	1:38.032	51.995	121.9	28:55.316

ROADBOOK MOTOR CLASSIC
www.spasixhours.com
contact@roadbook.net

SUPER SPA

Ferdinand Cup

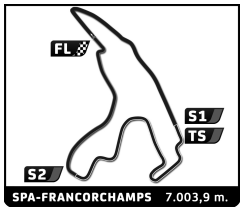

6-FERDINAND CUP
SUPER SPA
Qualifying

Sector Analysis

__ Invalidated Lap Personal Best Session Best **B** Crossing the pit lane

Lap	Time	Sector 1	Sector 2	Sector 3	Kph	Elapsed
8	3:19.203	55.332	1:32.469	51.402	126.6	32:14.519

44 Leonard LICOPS — BEL
PORSCHE 944 Turbo

Lap	Time	Sector 1	Sector 2	Sector 3	Kph	Elapsed
1	5:02.604	1:57.244	2:01.090	1:04.270	81.9	5:02.604
2	3:59.614	1:08.021	1:50.051	1:01.542	105.2	9:02.218
3	3:57.746	1:03.775	1:53.722	1:00.249	106.1	12:59.964
4	3:52.307	1:01.454	1:42.208	1:08.645	108.5	16:52.271
5	8:25.193 B	5:19.129	2:03.374	1:02.690	49.9	25:17.464
6	3:50.058	1:03.287	1:48.371	58.400	109.6	29:07.522
7	3:43.567	1:02.969	1:43.946	56.652	112.8	32:51.089

48 Michel MATHIEU — FRA
PORSCHE 964 C2

Lap	Time	Sector 1	Sector 2	Sector 3	Kph	Elapsed
1	5:06.639	1:54.750	2:02.729	1:09.160	80.8	5:06.639
2	4:08.567	1:07.606	1:55.121	1:05.840	101.4	9:15.206
3	4:02.258	1:10.534	1:48.764	1:02.960	104.1	13:17.464
4	4:10.853	1:03.806	1:52.841	1:14.206	100.5	17:28.317

50 Bernard KLEIBER — FRA
PORSCHE 993

Lap	Time	Sector 1	Sector 2	Sector 3	Kph	Elapsed
1	4:03.106	1:10.882	1:49.988	1:02.236	101.9	4:03.106
2	3:50.880	1:03.936	1:46.847	1:00.097	109.2	7:53.986
3	3:38.579	59.672	1:41.858	57.049	115.4	11:32.565
4	3:35.914	58.637	1:40.960	56.317	116.8	15:08.479
5	3:51.469	1:01.418	1:47.627	1:02.424	108.9	18:59.948
6	4:44.073	1:33.040	1:54.985	1:16.048	88.8	23:44.021
7	4:02.734	1:08.733	1:50.077	1:03.924	103.9	27:46.755

55 Didier CLESSE — FRA
PORSCHE 964 RS

Lap	Time	Sector 1	Sector 2	Sector 3	Kph	Elapsed
1	3:55.777				105.1	3:55.777
2	3:33.096				118.3	7:28.873
3	3:20.116				126.0	10:48.989
4	3:17.132				127.9	14:06.121
5	6:59.914				60.0	21:06.035
6	5:13.106				80.5	26:19.141
7	3:37.891				115.7	29:57.032
8	3:40.341				114.4	33:37.373

56 Cyrille PREVEL — FRA
PORSCHE 911 3.0 l RS

Lap	Time	Sector 1	Sector 2	Sector 3	Kph	Elapsed
1	4:35.113	1:34.198	1:56.154	1:04.761	90.1	4:35.113
2	3:34.180	1:01.569	1:37.162	55.449	117.7	8:09.293
3	3:29.295	58.267	1:37.942	53.086	120.5	11:38.588
4	3:40.399	58.333	1:37.158	1:04.908	114.4	15:18.987
5	8:59.701 B	6:05.036	1:53.327	1:01.338	46.7	24:18.688
6	3:32.726	1:01.015	1:35.446	56.265	118.5	27:51.414
7	3:33.830	58.260	1:39.093	56.477	117.9	31:25.244

59 Bastien MATHIEU — FRA
PORSCHE 996 Cup

Lap	Time	Sector 1	Sector 2	Sector 3	Kph	Elapsed
1	3:39.576	58.406	1:44.671	56.499	112.8	3:39.576
2	3:19.982	56.265	1:33.908	49.809	126.1	6:59.558
3	3:09.329	52.648	1:28.787	47.894	133.2	10:08.887
4	3:05.576	50.577	1:26.760	48.239	135.9	13:14.463
5	3:24.552	53.085	1:27.582	1:03.885	123.3	16:39.015
6	7:07.079 B	4:03.840	2:00.186	1:03.053	59.0	23:46.094
7	3:15.305	56.415	1:30.320	48.570	129.1	27:01.399
8	3:08.534	52.765	1:27.353	48.416	133.7	30:09.933

68 Stéphane SALERNO — FRA
PORSCHE 968

Lap	Time	Sector 1	Sector 2	Sector 3	Kph	Elapsed
1	4:38.556	1:37.081	1:55.932	1:05.543	88.9	4:38.556
2	3:55.905	1:07.468	1:46.833	1:01.604	106.9	8:34.461
3	3:41.537	1:02.551	1:42.328	56.658	113.8	12:15.998
4	3:41.126	1:00.394	1:42.384	58.348	114.0	15:57.124
5	7:37.630 B	4:13.378	2:05.211	1:19.041	55.1	23:34.754
6	3:38.483	1:03.313	1:39.250	55.920	115.4	27:13.237
7	3:36.547	1:01.092	1:39.422	56.033	116.4	30:49.784

69 Laurent LIBFELD — FRA
PORSCHE 944 Turbo

Lap	Time	Sector 1	Sector 2	Sector 3	Kph	Elapsed
1	4:53.286	1:42.602	2:01.784	1:08.900	84.5	4:53.286
2	4:21.237	1:15.455	1:59.171	1:06.611	96.5	9:14.523
3	3:57.498	1:08.325	1:47.860	1:01.313	106.2	13:12.021
4	4:08.754	1:08.349	1:49.802	1:10.603	101.4	17:20.775
5	7:47.591 B	4:46.132	1:58.119	1:03.340	53.9	25:08.366
6	3:58.004	1:08.393	1:48.626	1:00.985	105.9	29:06.370
7	3:49.433	1:06.189	1:43.493	59.751	109.9	32:55.803

75 Samuel SERRES — FRA
PORSCHE 911 SC

Lap	Time	Sector 1	Sector 2	Sector 3	Kph	Elapsed
1	4:50.868	1:55.730	1:52.832	1:02.306	85.2	4:50.868
2	3:44.009	1:03.118	1:40.349	1:00.542	112.6	8:34.877
3	3:37.024	59.946	1:40.692	56.386	116.2	12:11.901
4	3:32.162	57.978	1:39.104	55.080	118.8	15:44.063
5	7:48.752 B	4:23.382	2:06.706	1:18.664	53.8	23:32.815
6	4:17.359	1:13.147	1:55.677	1:08.535	98.0	27:50.174

76 Michel CARVALHEIRO — FRA
PORSCHE 968 CS

Lap	Time	Sector 1	Sector 2	Sector 3	Kph	Elapsed
1	4:00.617	1:06.411	1:50.415	1:03.791	103.0	4:00.617
2	3:30.195	57.494	1:38.254	54.447	120.0	7:30.812
3	3:24.334	56.746	1:34.654	52.934	123.4	10:55.146
4	3:22.118	56.046	1:33.489	52.583	124.7	14:17.264
5	6:42.366 B	2:48.718	2:21.465	1:32.183	62.7	20:59.630
6	6:00.507 B	3:23.215	1:38.965	58.327	69.9	27:00.137
7	3:33.267	56.524	1:39.579	57.164	118.2	30:33.404

78 Vladimir BARRAS — FRA
PORSCHE 996 Cup

Lap	Time	Sector 1	Sector 2	Sector 3	Kph	Elapsed
1	4:05.785	1:20.073	1:47.926	57.786	100.8	4:05.785
2	3:28.462	59.156	1:35.185	54.121	121.0	7:34.247
3	3:14.910	54.503	1:30.289	50.118	129.4	10:49.157
4	3:05.875	52.039	1:27.425	46.411	135.7	13:55.032

79 Damien GAULT — FRA
PORSCHE 996 Cup

Lap	Time	Sector 1	Sector 2	Sector 3	Kph	Elapsed
1	4:09.289	1:20.189	1:49.116	59.984	99.4	4:09.289
2	3:29.999	58.209	1:37.103	54.687	120.1	7:39.288
3	3:25.191	59.078	1:33.357	52.756	122.9	11:04.479

ROADBOOK MOTOR CLASSIC
www.spasixhours.com
contact@roadbook.net

SUPER SPA

Ferdinand Cup

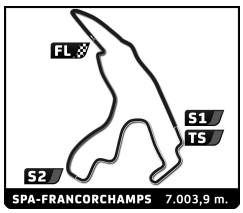

6-FERDINAND CUP
SUPER SPA
Qualifying

Sector Analysis

__ Invalidated Lap Personal Best Session Best **B** Crossing the pit lane

84 Sébastien MATHIEU — FRA — PORSCHE 996 Cup

Lap	Time	Sector 1	Sector 2	Sector 3	Kph	Elapsed
1	9:30.394	6:54.492	1:41.083	54.819	43.4	9:30.394
2	3:22.269	55.697	1:33.909	52.663	124.7	12:52.663
3	3:20.679	55.654	1:33.500	51.525	125.6	16:13.342
4	4:59.064 B	1:23.782	1:51.943	1:43.339	84.3	21:12.406
5	6:43.556	4:16.488	1:33.852	53.216	62.5	27:55.962
6	3:12.519	55.458	1:28.438	48.623	131.0	31:08.481

88 Pascal DIDIER — MCO — PORSCHE 911 SC

Lap	Time	Sector 1	Sector 2	Sector 3	Kph	Elapsed
1	4:34.931	1:31.454	1:58.218	1:05.259	90.1	4:34.931
2	4:01.999	1:07.979	1:47.657	1:06.363	104.2	8:36.930
3	3:52.102	1:04.863	1:46.370	1:00.869	108.6	12:29.032
4	3:56.891	1:04.208	1:46.386	1:06.297	106.4	16:25.923
5	4:43.611	1:26.668	2:07.923	1:09.020	88.9	21:09.534
6	4:25.478	1:29.050	1:55.354	1:01.074	95.0	25:35.012
7	3:50.741	1:03.124	1:47.048	1:00.569	109.3	29:25.753
8	3:42.580	1:00.786	1:43.589	58.205	113.3	33:08.333

89 Stéphane DUVERNE — FRA — PORSCHE 911 3.0 RS

Lap	Time	Sector 1	Sector 2	Sector 3	Kph	Elapsed
1	4:12.157	1:13.292	1:53.772	1:05.093	98.3	4:12.157
2	3:51.330	1:06.265	1:45.047	1:00.018	109.0	8:03.487
3	3:47.145	1:03.519	1:44.430	59.196	111.0	11:50.632
4	3:40.669	1:01.118	1:41.846	57.705	114.3	15:31.301
5	4:24.507	1:12.018	2:00.441	1:12.048	95.3	19:55.808
6	4:27.356	1:33.123	1:55.039	59.194	94.3	24:23.164
7	3:46.139	1:02.186	1:43.885	1:00.068	111.5	28:09.303
8	3:47.453	1:04.384	1:43.247	59.822	110.9	31:56.756

90 Philippe LOUSTAU — FRA — PORSCHE 964

Lap	Time	Sector 1	Sector 2	Sector 3	Kph	Elapsed
1	4:40.439	1:30.063	1:58.126	1:12.250	88.3	4:40.439
2	4:21.445	1:14.845	1:59.428	1:07.172	96.4	9:01.884
3	4:07.217	1:11.459	1:54.178	1:01.580	102.0	13:09.101
4	4:26.874	1:08.447	2:00.325	1:18.102	94.5	17:35.975
5	7:18.786 B	4:02.897	2:09.256	1:06.633	57.5	24:54.761
6	3:59.462	1:06.365	1:49.589	1:03.508	105.3	28:54.223
7	4:04.455	1:08.081	1:49.812	1:06.562	103.1	32:58.678

99 Franck HARDONNIERE — FRA — PORSCHE 993

Lap	Time	Sector 1	Sector 2	Sector 3	Kph	Elapsed
1	5:09.073	1:56.325	2:05.996	1:06.752	80.2	5:09.073
2	4:02.566	1:06.758	1:52.574	1:03.234	103.9	9:11.639
3	3:45.796	1:02.476	1:44.629	58.691	111.7	12:57.435
4	3:52.079	1:00.022	1:41.029	1:11.028	108.6	16:49.514
5	7:26.397 B	4:21.945	2:04.932	59.520	56.5	24:15.911
6	3:34.579	59.308	1:37.843	57.428	117.5	27:50.490
7	3:31.979	58.202	1:38.418	55.359	118.9	31:22.469

924 Jérôme SALVA — FRA — PORSCHE 924 S

Lap	Time	Sector 1	Sector 2	Sector 3	Kph	Elapsed
1	4:45.671	1:47.056	1:55.673	1:02.942	86.7	4:45.671
2	3:55.989	1:05.303	1:48.893	1:01.793	106.8	8:41.660
3	3:53.666	1:04.192	1:48.042	1:01.432	107.9	12:35.326
4	3:52.467	1:03.133	1:44.905	1:04.429	108.5	16:27.793
5	7:21.360 B	4:14.215	2:00.511	1:06.634	57.1	23:49.153
6	4:04.405	1:08.533	1:50.572	1:05.300	103.2	27:53.558
7	4:08.674	1:08.945	1:50.240	1:09.489	101.4	32:02.232

951 Alain ABADIE — FRA — PORSCHE 944 Turbo

Lap	Time	Sector 1	Sector 2	Sector 3	Kph	Elapsed
1	4:12.853	1:27.309	1:49.115	56.429	98.0	4:12.853
2	3:25.128	56.408	1:36.903	51.817	122.9	7:37.981
3	3:33.894	1:05.937	1:36.110	51.847	117.9	11:11.875
4	3:19.700	55.466	1:33.826	50.408	126.3	14:31.575
5	4:00.613	1:02.948	1:44.692	1:12.973	104.8	18:32.188
6	4:58.011	1:28.080	2:07.663	1:22.268	84.6	23:30.199
7	3:25.590	58.165	1:34.546	52.879	122.6	26:55.789
8	3:20.919	55.098	1:34.998	50.823	125.5	30:16.708

ROADBOOK MOTOR CLASSIC
www.spasixhours.com
contact@roadbook.net

Ferdinand Cup

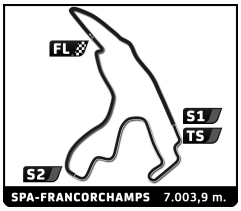

SUPER SPA
6-FERDINAND CUP
Qualifying
Weather Report

Air Temperature

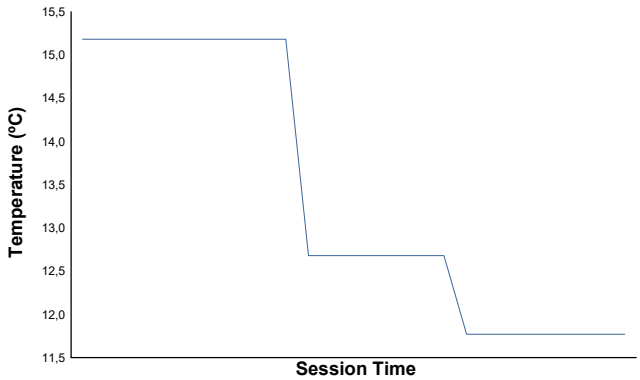

Track Temperature

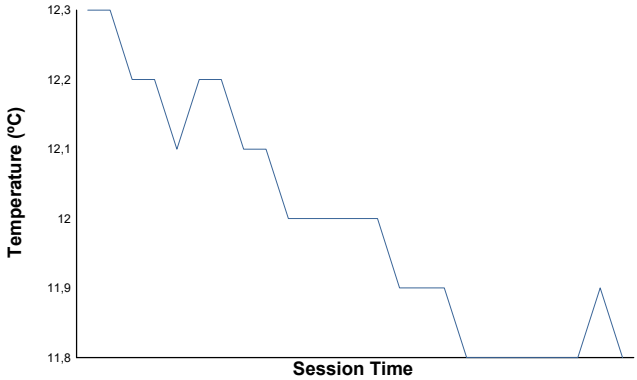

Humidity

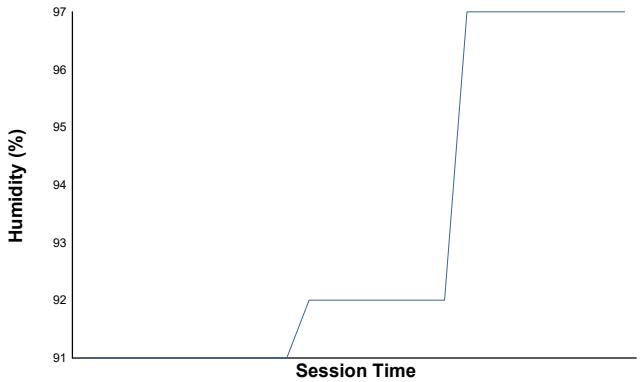

Pressure

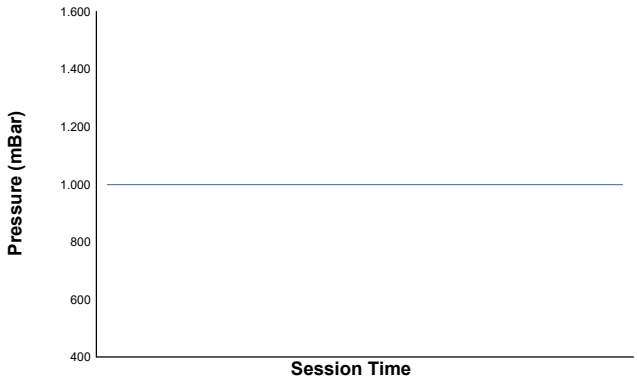

Wind Speed

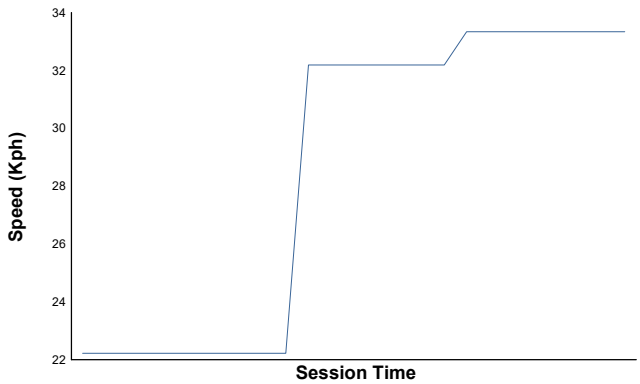

Wind Direction

North=0º/360º East=90º South=180º West=270º

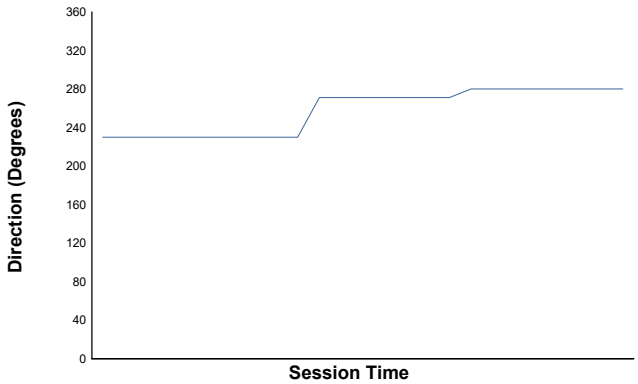

Track Status: **WET**

ROADBOOK MOTOR CLASSIC
www.spasixhours.com
contact@roadbook.net

SUPER SPA

Ferdinand Cup

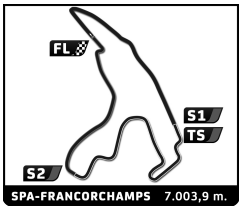

6-FERDINAND CUP
SUPER SPA
Race 1 (50 Minutes)

Final Starting Grid

4:02.258 Michel MATHIEU	48	- 15 -	22	Ben GAYER
3:54.499 Luc DESLAURIER	27	- 14 -	90	3:59.462 Philippe LOUSTAU
3:49.433 Laurent LIBFELD	69	- 13 -	924	3:52.467 Jérôme SALVA
3:42.580 Pascal DIDIER	88	- 12 -	44	3:43.567 Leonard LICOPS
3:39.158 Romain DUVAL	35	- 11 -	89	3:40.669 Stéphane DUVERNE
3:35.914 Bernard KLEIBER	50	- 10 -	68	3:36.547 Stéphane SALERNO
3:32.162 Samuel SERRES	75	- 9 -	8	3:33.327 Jean-Thomas DUVAL
3:31.303 Jean MICHAUD	33	- 8 -	99	3:31.979 Franck HARDONNIERE
3:26.877 Sébastien SERRA	11	- 7 -	56	3:29.295 Cyrille PREVEL
3:25.065 Frédéric RAMOUSSE	5	- 6 -	39	3:26.223 Marc GILLET
3:22.118 Michel CARVALHEIRO	76	- 5 -	23	3:22.340 Patrice LACROIX
3:19.203 Olivier BOSIO	42	- 4 -	951	3:19.700 Alain ABADIE
3:16.477 Benjamin MOUSSION	36	- 3 -	55	3:17.132 Didier CLESSE
3:12.519 Sébastien MATHIEU	84	- 2 -	79	3:12.680 Damien GAULT
3:05.576 Bastien MATHIEU	59	- 1 -	2	3:11.174 Christophe TERRIOU

Pole

Published at: .....

Stewards:			Timekeeper:
Jan DHONDT	Guy DAUBRIE	Peter GEENS	Mario ESTÉBANEZ

ROADBOOK MOTOR CLASSIC
www.spasixhours.com
contact@roadbook.net

SUPER SPA

Ferdinand Cup

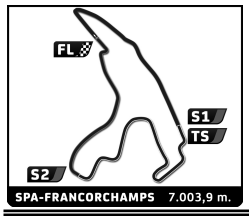

6-FERDINAND CUP

SUPER SPA

Race 1 (50 Minutes)

Final Classification

	No	Driver	Nat	Team	Car	Cl.	Laps	Total Time	Gap	Kph	Best Lap Lap	Best Lap Time	Best Lap Kph
1	84	Sébastien MATHIEU	FRA		PORSCHE 996 Cup	FCO	17	**52:08.396**	-	136.9	16	**2:50.875**	147.6
2	59	Bastien MATHIEU	FRA		PORSCHE 996 Cup	FCO	17	**52:22.939**	+14.543	136.2	17	**2:48.725**	149.4
3	2	Christophe TERRIOU	FRA		PORSCHE 911	FC1	17	**52:52.119**	+43.723	135.0	17	**2:55.255**	143.9
4	79	Damien GAULT	FRA		PORSCHE 996 Cup	FCO	17	**54:04.659**	+1:56.263	132.0	14	**2:56.568**	142.8
5	42	Olivier BOSIO	FRA		PORSCHE 964	FC1	17	**54:05.324**	+1:56.928	131.9	14	**2:57.578**	142.0
6	11	Sébastien SERRA	FRA		PORSCHE 993 C2	FC1	17	**54:06.122**	+1:57.726	131.9	16	**2:57.235**	142.3
7	23	Patrice LACROIX	BEL		PORSCHE 968 CS	FC2	17	**54:22.400**	+2:14.004	131.3	17	**2:57.976**	141.7
8	56	Cyrille PREVEL	FRA		PORSCHE 911 3.0 I RS	FC1	17	**54:42.305**	+2:33.909	130.5	16	**3:01.010**	139.3
9	5	Frédéric RAMOUSSE	FRA		PORSCHE 911 2.8 RSR	FC2	16	**52:07.563**	1 Lap	128.9	12	**3:00.699**	139.5
10	75	Samuel SERRES	FRA		PORSCHE 911 SC	FC2	16	**52:48.612**	1 Lap	127.2	16	**3:00.593**	139.6
11	55	Didier CLESSE	FRA		PORSCHE 964 RS	FC2	16	**53:23.016**	1 Lap	125.8	8	**3:02.898**	137.9
12	951	Alain ABADIE	FRA		PORSCHE 944 Turbo	FC2	16	**53:24.787**	1 Lap	125.7	8	**3:07.668**	134.4
13	99	Franck HARDONNIERE	FRA		PORSCHE 993	FC1	16	**53:50.641**	1 Lap	124.7	13	**3:05.066**	136.2
14	68	Stéphane SALERNO	FRA		PORSCHE 968	FC2	16	**54:13.201**	1 Lap	123.9	11	**3:05.201**	136.1
15	39	Marc GILLET	FRA		PORSCHE 911	FC1	16	**54:22.048**	1 Lap	123.5	5	**3:07.962**	134.1
16	33	Jean MICHAUD	FRA		PORSCHE 944 Turbo	FC2	16	**54:42.159**	1 Lap	122.8	13	**3:09.085**	133.3
17	35	Romain DUVAL	FRA		PORSCHE 964	FC2	16	**54:47.904**	1 Lap	122.6	12	**3:11.412**	131.7
18	89	Stéphane DUVERNE	FRA		PORSCHE 911 3.0 RS	FC2	15	**51:54.840**	2 Laps	121.3	15	**3:09.919**	132.8
19	76	Michel CARVALHEIRO	FRA		PORSCHE 968 CS	FC2	15	**51:56.005**	2 Laps	121.2	10	**3:01.339**	139.0
20	50	Bernard KLEIBER	FRA		PORSCHE 993	FC1	15	**51:56.855**	2 Laps	121.2	15	**3:12.546**	131.0
21	44	Leonard LICOPS	BEL		PORSCHE 944 Turbo	FC2	15	**51:57.425**	2 Laps	121.2	13	**3:08.485**	133.8
22	8	Jean-Thomas DUVAL	FRA		PORSCHE 964 C2	FC2	15	**52:31.264**	2 Laps	119.9	10	**3:13.952**	130.0
23	924	Jérôme SALVA	FRA		PORSCHE 924 S	FC3	15	**54:19.712**	2 Laps	115.9	7	**3:15.327**	129.1
24	48	Michel MATHIEU	FRA		PORSCHE 964 C2	FC1	15	**54:29.733**	2 Laps	115.5	11	**3:13.297**	130.4
25	36	Benjamin MOUSSION	FRA		PORSCHE 964 RSR	FC1	15	**54:33.369**	2 Laps	115.4	3	**3:11.073**	132.0
26	90	Philippe LOUSTAU	FRA		PORSCHE 964	FC2	14	**52:44.382**	3 Laps	111.4	12	**3:07.448**	134.5
27	27	Luc DESLAURIER	FRA		PORSCHE 944 S2	FC3	14	**53:27.069**	3 Laps	109.9	14	**3:26.414**	122.2
28	88	Pascal DIDIER	MCO		PORSCHE 911 SC	FC2	12	**43:15.633**	5 Laps	116.4	10	**3:12.959**	130.7
29	69	Laurent LIBFELD	FRA		PORSCHE 944 Turbo	FC2	3	**11:19.409**	14 Laps	110.7	2	**3:31.424**	119.3
30	22	Ben GAYER	FRA		PORSCHE 911 3.2 I	FC3	3	**45:30.538**	14 Laps	27.5			

Pole Position:		Bastien MATHIEU	**3:05.576**	135.9 Kph
Fastest Lap:	Lap17	Bastien MATHIEU	**2:48.725**	149.4 Kph

CAR #33 - TIME PENALTY OF 5 + 10 SECONDS DUE TO TRACK LIMITS
CARS #23, #39, #59 & #951 - TIME PENALTY OF 5 SECONDS DUE TO TRACK LIMITS
CAR #33 - TIME PENALTY OF 26.590 SECONDS DUE TO PIT STOP INFRINGEMENT
CARS #23, #59 & #90 - STOP AND GO CONVERTED TO 23 SECONDS - PIT WINDOW INFRINGEMENT
CAR #33 - DRIVE THROUGH CONVERTED TO 25 SECONDS DUE TO TRACK LIMITS

Track Status: **WET**

Published at: .....

Stewards:
Jan DHONDT Guy DAUBRIE Peter GEENS

Timekeeper:
Mario ESTÉBANEZ

ROADBOOK MOTOR CLASSIC
www.spasixhours.com
contact@roadbook.net

SUPER SPA

Ferdinand Cup

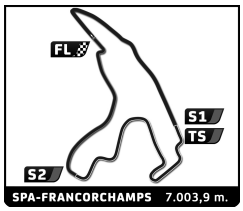

6-FERDINAND CUP
SUPER SPA
Race 1 (50 Minutes)

Final Classification by Class

	No	Driver	Nat	Team	Car	Laps	Total Time	Gap	Kph	Best Lap Lap	Best Lap Time	Best Lap Kph
FC1												
1	2	**Christophe TERRIOU**	FRA		PORSCHE 911	17	**52:52.119**		135.0	17	**2:55.255**	143.9
2	42	**Olivier BOSIO**	FRA		PORSCHE 964	17	**54:05.324**	+1'13.205	131.9	14	**2:57.578**	142.0
3	11	**Sébastien SERRA**	FRA		PORSCHE 993 C2	17	**54:06.122**	+1'14.003	131.9	16	**2:57.235**	142.3
4	56	**Cyrille PREVEL**	FRA		PORSCHE 911 3.0 I RS	17	**54:42.305**	+1'50.186	130.5	16	**3:01.010**	139.3
5	99	**Franck HARDONNIERE**	FRA		PORSCHE 993	16	**53:50.641**	1 Lap	124.7	13	**3:05.066**	136.2
6	39	**Marc GILLET**	FRA		PORSCHE 911	16	**54:22.048**	1 Lap	123.5	5	**3:07.962**	134.1
7	50	**Bernard KLEIBER**	FRA		PORSCHE 993	15	**51:56.855**	2 Laps	121.2	15	**3:12.546**	131.0
8	48	**Michel MATHIEU**	FRA		PORSCHE 964 C2	15	**54:29.733**	2 Laps	115.5	11	**3:13.297**	130.4
9	36	**Benjamin MOUSSION**	FRA		PORSCHE 964 RSR	15	**54:33.369**	2 Laps	115.4	3	**3:11.073**	132.0
FC2												
1	23	**Patrice LACROIX**	BEL		PORSCHE 968 CS	17	**54:22.400**		131.3	17	**2:57.976**	141.7
2	5	**Frédéric RAMOUSSE**	FRA		PORSCHE 911 2.8 RSR	16	**52:07.563**	1 Lap	128.9	12	**3:00.699**	139.5
3	75	**Samuel SERRES**	FRA		PORSCHE 911 SC	16	**52:48.612**	1 Lap	127.2	16	**3:00.593**	139.6
4	55	**Didier CLESSE**	FRA		PORSCHE 964 RS	16	**53:23.016**	1 Lap	125.8	8	**3:02.898**	137.9
5	951	**Alain ABADIE**	FRA		PORSCHE 944 Turbo	16	**53:24.787**	1 Lap	125.7	8	**3:07.668**	134.4
6	68	**Stéphane SALERNO**	FRA		PORSCHE 968	16	**54:13.201**	1 Lap	123.9	11	**3:05.201**	136.1
7	33	**Jean MICHAUD**	FRA		PORSCHE 944 Turbo	16	**54:42.159**	1 Lap	122.8	13	**3:09.085**	133.3
8	35	**Romain DUVAL**	FRA		PORSCHE 964	16	**54:47.904**	1 Lap	122.6	12	**3:11.412**	131.7
9	89	**Stéphane DUVERNE**	FRA		PORSCHE 911 3.0 RS	15	**51:54.840**	2 Laps	121.3	15	**3:09.919**	132.8
10	76	**Michel CARVALHEIRO**	FRA		PORSCHE 968 CS	15	**51:56.005**	2 Laps	121.2	10	**3:01.339**	139.0
11	44	**Leonard LICOPS**	BEL		PORSCHE 944 Turbo	15	**51:57.425**	2 Laps	121.2	13	**3:08.485**	133.8
12	8	**Jean-Thomas DUVAL**	FRA		PORSCHE 964 C2	15	**52:31.264**	2 Laps	119.9	10	**3:13.952**	130.0
13	90	**Philippe LOUSTAU**	FRA		PORSCHE 964	14	**52:44.382**	3 Laps	111.4	12	**3:07.448**	134.5
14	88	**Pascal DIDIER**	MCO		PORSCHE 911 SC	12	**43:15.633**	5 Laps	116.4	10	**3:12.959**	130.7
15	69	**Laurent LIBFELD**	FRA		PORSCHE 944 Turbo	3	**11:19.409**	14 Laps	110.7	2	**3:31.424**	119.3
FC3												
1	924	**Jérôme SALVA**	FRA		PORSCHE 924 S	15	**54:19.712**		115.9	7	**3:15.327**	129.1
2	27	**Luc DESLAURIER**	FRA		PORSCHE 944 S2	14	**53:27.069**	1 Lap	109.9	14	**3:26.414**	122.2
3	22	**Ben GAYER**	FRA		PORSCHE 911 3.2 I	3	**45:30.538**	12 Laps	27.5			
FCO												
1	84	**Sébastien MATHIEU**	FRA		PORSCHE 996 Cup	17	**52:08.396**		136.9	16	**2:50.875**	147.6
2	59	**Bastien MATHIEU**	FRA		PORSCHE 996 Cup	17	**52:22.939**	+14.543	136.2	17	**2:48.725**	149.4
3	79	**Damien GAULT**	FRA		PORSCHE 996 Cup	17	**54:04.659**	+1'56.263	132.0	14	**2:56.568**	142.8

CAR #33 - TIME PENALTY OF 5 + 10 SECONDS DUE TO TRACK LIMITS
CARS #23, #39, #59 & #951 - TIME PENALTY OF 5 SECONDS DUE TO TRACK LIMITS
CAR #33 - TIME PENALTY OF 26.590 SECONDS DUE TO PIT STOP INFRINGEMENT
CARS #23, #59 & #90 - STOP AND GO CONVERTED TO 23 SECONDS - PIT WINDOW INFRINGEMENT
CAR #33 - DRIVE THROUGH CONVERTED TO 25 SECONDS DUE TO TRACK LIMITS

Track Status: **WET**

Published at: .....

Stewards:
Jan DHONDT Guy DAUBRIE Peter GEENS

Timekeeper:
Mario ESTÉBANEZ

ROADBOOK MOTOR CLASSIC
www.spasixhours.com
contact@roadbook.net

SUPER SPA

Ferdinand Cup

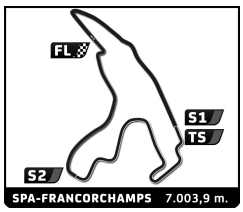

6-FERDINAND CUP

SUPER SPA

Race 1

Lap Chart

No	Pos	Grid	Lap 1	2	3	4	5	6	7	8	9	10	11	12	13	14	15	16	17
59	1	59	84	84	84	84	84	84	84	84	84	59	84	84	84	59	59	59	59
2	2	2	59	59	59	59	59	59	59	59	59	23	59	59	59	84	84	84	84
84	3	84	2	2	2	2	2	2	2	55	55	84	2	2	2	2	2	2	2
79	4	79	79	79	55	55	55	55	55	23	23	2	23	23	23	23	23	23	23
36	5	36	55	55	23	23	23	23	23	42	42	42	42	79	79	79	79	79	79
55	6	55	36	23	79	79	79	79	11	11	11	79	79	42	42	42	42	42	42
42	7	42	42	42	42	42	42	42	42	79	5	11	11	11	11	11	11	11	11
951	8	951	23	36	11	11	11	11	79	56	39	56	56	56	56	56	56	56	56
76	9	76	76	11	36	36	56	56	56	951	2	55	5	5	5	5	5	5	
23	10	23	951	56	56	56	951	951	951	5	79	5	55	76	76	75	75	75	
5	11	5	11	951	951	951	36	76	5	39	50	76	76	55	55	55	951	951	
39	12	39	56	76	76	39	39	5	76	75	56	951	951	951	75	76	55	55	
11	13	11	5	5	5	76	76	39	39	33	76	75	75	75	951	951	33	33	
56	14	56	39	39	39	5	5	36	33	68	951	39	68	68	68	68	99	99	
33	15	33	33	33	33	33	33	33	36	2	75	68	33	33	33	33	39	68	
99	16	99	75	75	75	75	75	75	75	99	33	33	39	39	39	99	68	39	
75	17	75	68	68	68	68	68	68	68	88	68	99	99	99	99	39	35	35	
8	18	8	99	99	99	99	99	99	99	50	99	35	35	35	35	35	89		
50	19	50	8	8	89	89	35	89	35	76	35	89	89	89	50	50	76		
68	20	68	50	89	35	35	89	35	89	35	89	50	50	50	89	89	50		
35	21	35	89	35	50	88	88	88	88	89	88	88	88	44	44	44	44		
89	22	89	35	50	88	50	50	50	50	36	44	44	44	8	8	8	8		
88	23	88	88	88	8	8	8	8	924	44	8	8	8	88	924	924	924		
44	24	44	44	924	924	924	44	44	44	8	36	924	924	924	36	36	48		
69	25	69	924	44	44	44	924	924	48	924	924	36	36	36	48	48	36		
924	26	924	69	69	69	27	48	48	27	90	90	48	48	48	90	90			
27	27	27	48	27	27	48	27	27	8	48	48	27	90	90	27	27			
90	28	90	27	90	90	90	90	90	90	27	27	90	27	27					
48	29	48	90	48	48														
22	30	22	22	22	22														

ROADBOOK
MOTOR CLASSIC

www.spasixhours.com
contact@roadbook.net

SUPER SPA

Ferdinand Cup

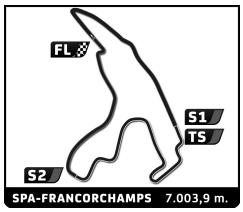

6-FERDINAND CUP
SUPER SPA
Race 1

Best Sector Times

	Sector 1			Sector 2			Sector 3						Ideal	Best	
Pos	No	Driver	Time	No	Driver	Time	No	Driver	Time	Pos	No	Driver	Lap	Lap	
1	59	B.MATHIEU	46.538	59	B.MATHIEU	1:16.893	59	B.MATHIEU	43.751	1	59	B.MATHIEU	2:47.182	2:48.725	(1)
2	84	S.MATHIEU	47.839	84	S.MATHIEU	1:18.675	84	S.MATHIEU	44.170	2	84	S.MATHIEU	2:50.684	2:50.875	(2)
3	2	C.TERRIOU	48.750	42	O.BOSIO	1:20.439	2	C.TERRIOU	44.443	3	2	C.TERRIOU	2:55.215	2:55.255	(3)
4	79	D.GAULT	49.151	11	S.SERRA	1:20.675	42	O.BOSIO	45.262	4	79	D.GAULT	2:55.613	2:56.568	(4)
5	11	S.SERRA	50.242	79	D.GAULT	1:21.078	79	D.GAULT	45.384	5	11	S.SERRA	2:56.361	2:57.235	(5)
6	56	C.PREVEL	50.347	23	P.LACROIX	1:21.138	11	S.SERRA	45.444	6	42	O.BOSIO	2:56.377	2:57.578	(6)
7	42	O.BOSIO	50.676	2	C.TERRIOU	1:22.022	23	P.LACROIX	45.935	7	23	P.LACROIX	2:57.943	2:57.976	(7)
8	23	P.LACROIX	50.870	56	C.PREVEL	1:22.251	56	C.PREVEL	46.057	8	56	C.PREVEL	2:58.655	3:01.010	(10)
9	55	D.CLESSE	51.078	75	S.SERRES	1:22.331	5	F.RAMOUSSE	46.271	9	75	S.SERRES	3:00.495	3:00.593	(8)
10	5	F.RAMOUSSE	51.204	76	M.CARVALHEIRO	1:22.568	75	S.SERRES	46.572	10	5	F.RAMOUSSE	3:00.530	3:00.699	(9)
11	99	F.HARDONNIERE	51.282	5	F.RAMOUSSE	1:23.055	76	M.CARVALHEIRO	46.843	11	76	M.CARVALHEIRO	3:01.339	3:01.339	(11)
12	75	S.SERRES	51.592	55	D.CLESSE	1:23.906	951	A.ABADIE	47.025	12	55	D.CLESSE	3:02.205	3:02.898	(12)
13	89	S.DUVERNE	51.875	33	J.MICHAUD	1:24.117	55	D.CLESSE	47.221	13	99	F.HARDONNIERE	3:03.977	3:05.066	(13)
14	8	J.DUVAL	51.906	99	F.HARDONNIERE	1:24.610	68	S.SALERNO	47.582	14	68	S.SALERNO	3:05.201	3:05.201	(14)
15	76	M.CARVALHEIRO	51.928	68	S.SALERNO	1:25.307	44	L.LICOPS	47.801	15	951	A.ABADIE	3:05.883	3:07.668	(16)
16	951	A.ABADIE	51.962	90	P.LOUSTAU	1:25.577	99	F.HARDONNIERE	48.085	16	90	P.LOUSTAU	3:07.154	3:07.448	(15)
17	36	B.MOUSSION	52.028	39	M.GILLET	1:26.142	90	P.LOUSTAU	48.413	17	44	L.LICOPS	3:07.469	3:08.485	(18)
18	39	M.GILLET	52.058	44	L.LICOPS	1:26.686	36	B.MOUSSION	48.514	18	39	M.GILLET	3:07.587	3:07.962	(17)
19	50	B.KLEIBER	52.277	951	A.ABADIE	1:26.896	35	R.DUVAL	48.638	19	33	J.MICHAUD	3:07.605	3:09.085	(19)
20	68	S.SALERNO	52.312	89	S.DUVERNE	1:27.185	33	J.MICHAUD	48.908	20	89	S.DUVERNE	3:08.246	3:09.919	(20)
21	88	P.DIDIER	52.529	924	J.SALVA	1:27.779	50	B.KLEIBER	48.913	21	36	B.MOUSSION	3:09.647	3:11.073	(21)
22	44	L.LICOPS	52.982	35	R.DUVAL	1:28.329	88	P.DIDIER	49.074	22	50	B.KLEIBER	3:10.281	3:12.546	(23)
23	90	P.LOUSTAU	53.164	48	M.MATHIEU	1:29.047	89	S.DUVERNE	49.186	23	35	R.DUVAL	3:10.950	3:11.412	(22)
24	48	M.MATHIEU	53.843	50	B.KLEIBER	1:29.091	39	M.GILLET	49.387	24	88	P.DIDIER	3:11.188	3:12.959	(24)
25	35	R.DUVAL	53.983	36	B.MOUSSION	1:29.105	8	J.DUVAL	49.799	25	8	J.DUVAL	3:12.681	3:13.952	(26)
26	33	J.MICHAUD	54.580	88	P.DIDIER	1:29.585	924	J.SALVA	50.294	26	48	M.MATHIEU	3:13.220	3:13.297	(25)
27	924	J.SALVA	57.254	8	J.DUVAL	1:30.976	48	M.MATHIEU	50.330	27	924	J.SALVA	3:15.327	3:15.327	(27)
28	69	L.LIBFELD	57.929	22	B.GAYER	1:32.514	27	L.DESLAURIER	53.997	28	27	L.DESLAURIER	3:26.121	3:26.414	(28)
29	22	B.GAYER	58.331	27	L.DESLAURIER	1:33.201	69	L.LIBFELD	54.075	29	22	B.GAYER	3:26.771		
30	27	L.DESLAURIER	58.923	69	L.LIBFELD	1:37.547	22	B.GAYER	55.926	30	69	L.LIBFELD	3:29.551	3:31.424	(29)

ROADBOOK
MOTOR CLASSIC
www.spasixhours.com
contact@roadbook.net

SUPER SPA

Ferdinand Cup

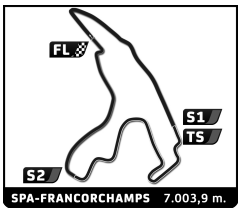

6-FERDINAND CUP
SUPER SPA
Race 1

Best Top Speed

No	Driver	Team	Class	Top 1 Kph	Top 1 Lap	Top 2 Kph	Top 2 Lap	Top 3 Kph	Top 3 Lap	Top 4 Kph	Top 4 Lap	Top 5 Kph	Top 5 Lap	Avg
59	Bastien MATHIEU		FCO	**229.8**	16	227.8	10	226.4	17	225.9	3	223.6	6	226,7
76	Michel CARVALHEIRO		FC2	**216.4**	5	209.7	11	208.9	9	207.3	12	207.3	10	209,9
79	Damien GAULT		FCO	**214.7**	12	210.5	15	204.2	13	203.8	17	201.9	7	207,0
11	Sébastien SERRA		FC1	**209.7**	2	208.9	15	206.5	17	203.8	5	202.2	12	206,2
55	Didier CLESSE		FC2	**208.9**	7	208.5	9	208.1	5	207.3	8	205.3	6	207,6
84	Sébastien MATHIEU		FCO	**206.5**	7	205.7	16	205.7	4	205.3	6	204.9	17	205,6
5	Frédéric RAMOUSSE		FC2	**206.1**	13	202.2	5	201.9	11	199.6	16	196.7	15	201,3
23	Patrice LACROIX		FC2	**206.1**	14	202.6	7	202.2	16	201.9	12	201.9	10	202,9
42	Olivier BOSIO		FC1	**204.2**	15	202.6	16	198.2	6	195.3	13	194.2	14	198,9
56	Cyrille PREVEL		FC1	**204.2**	16	203.4	14	201.5	1	196.7	15	196.0	8	200,4
2	Christophe TERRIOU		FC1	**203.8**	1	203.4	17	202.2	6	197.1	11	191.5	15	199,6
39	Marc GILLET		FC1	**202.2**	5	201.9	6	198.9	4	197.4	9	187.5	8	197,6
36	Benjamin MOUSSION		FC1	**200.0**	2	197.1	1	194.9	3	190.8	4	188.5	7	194,3
50	Bernard KLEIBER		FC1	**199.6**	15	198.9	6	198.5	4	194.9	12	193.9	14	197,2
90	Philippe LOUSTAU		FC2	**198.5**	12	197.4	14	193.2	13	173.1	11	159.5	5	184,3
44	Leonard LICOPS		FC2	**196.7**	11	188.8	15	186.9	13	186.2	10	185.6	12	188,8
68	Stéphane SALERNO		FC2	**195.7**	15	192.9	11	191.5	14	189.8	16	188.2	9	191,6
33	Jean MICHAUD		FC2	**193.2**	14	192.2	5	190.1	11	190.1	6	188.2	10	190,8
75	Samuel SERRES		FC2	**193.2**	15	190.1	11	189.5	16	186.2	7	185.2	6	188,8
951	Alain ABADIE		FC2	**191.8**	4	188.2	6	183.7	2	178.2	16	178.2	3	184,0
35	Romain DUVAL		FC2	**191.5**	7	182.4	15	181.2	14	180.6	11	180.3	13	183,2
99	Franck HARDONNIERE		FC1	**187.8**	16	183.4	10	179.7	11	178.2	15	177.9	13	181,4
48	Michel MATHIEU		FC1	**186.9**	15	184.6	14	181.8	11	180.6	8	178.2	12	182,4
8	Jean-Thomas DUVAL		FC2	**186.5**	13	185.6	15	184.9	10	182.7	9	181.8	12	184,3
88	Pascal DIDIER		FC2	**185.2**	4	184.6	6	177.9	11	176.2	5	173.9	10	179,6
89	Stéphane DUVERNE		FC2	**183.4**	15	182.1	14	180.0	8	178.5	10	178.2	7	180,4
924	Jérôme SALVA		FC3	**179.1**	7	176.2	6	173.9	4	164.6	8	164.6	5	171,7
27	Luc DESLAURIER		FC3	**167.2**	5	164.4	1	164.1	4	163.6	6	161.2	3	164,1
22	Ben GAYER		FC3	**159.5**	1	152.8	3	136.5	2					149,6
69	Laurent LIBFELD		FC2	**155.8**	2	150.6	3	144.4	1					150,3

ROADBOOK MOTOR CLASSIC
www.spasixhours.com
contact@roadbook.net

Ferdinand Cup

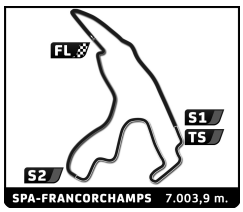

6-FERDINAND CUP

SUPER SPA

Race 1

Fastest Lap Sequence

Elapsed	No	Driver	Team	Car	Class	Time	Kph	Lap
5:52.335	84	Sébastien MATHIEU		PORSCHE 996 Cup	FCO	**2:55.261**	143.9	2
17:35.326	84	Sébastien MATHIEU		PORSCHE 996 Cup	FCO	**2:54.865**	144.2	6
34:29.217	84	Sébastien MATHIEU		PORSCHE 996 Cup	FCO	**2:54.090**	144.8	11
37:38.315	59	Bastien MATHIEU		PORSCHE 996 Cup	FCO	**2:53.360**	145.4	12
40:31.253	59	Bastien MATHIEU		PORSCHE 996 Cup	FCO	**2:52.938**	145.8	13
46:16.119	59	Bastien MATHIEU		PORSCHE 996 Cup	FCO	**2:50.055**	148.3	15
51:54.939	59	Bastien MATHIEU		PORSCHE 996 Cup	FCO	**2:48.725**	149.4	17

ROADBOOK
MOTOR CLASSIC
www.spasixhours.com
contact@roadbook.net

SUPER SPA

Ferdinand Cup

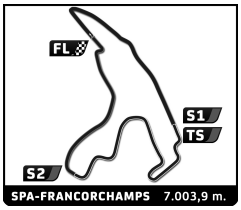

6-FERDINAND CUP
SUPER SPA
Race 1

Analysis by lap

Lapped

Lap 1

No	Lap Time	Gap
84	2:57.074	0.000
59	2:59.745	2.671
2	2:59.946	2.872
79	3:08.106	11.032
55	3:10.761	13.687
36	3:11.793	14.719
42	3:12.587	15.513
23	3:13.302	16.228
76	3:18.763	21.689
951	3:18.994	21.920
11	3:19.219	22.145
56	3:20.301	23.227
5	3:21.208	24.134
39	3:21.844	24.770
33	3:24.120	27.046
75	3:26.235	29.161
68	3:28.560	31.486
99	3:34.390	37.316
8	3:35.976	38.902
50	3:37.132	40.058
89	3:37.791	40.717
35	3:38.319	41.245
88	3:39.926	42.852
44	3:48.108	51.034
924	3:49.941	52.867
69	3:51.027	53.953
48	3:58.136	1:01.062
27	4:00.403	1:03.329
90	4:05.032	1:07.958

Lap 2

No	Lap Time	Gap
84	2:55.261	
59	2:56.745	4.155
2	3:01.792	9.403
79	3:08.699	24.470
55	3:07.001	25.427
23	3:06.324	27.291
42	3:09.335	29.587
36	3:12.102	31.560
11	3:08.580	35.464
56	3:11.663	39.629
951	3:13.088	39.747
76	3:15.429	41.857
5	3:14.097	42.970
39	3:14.736	44.245
33	3:16.725	48.510
75	3:16.393	50.293
68	3:18.910	55.135
99	3:23.639	1:05.694
8	3:23.183	1:06.824
89	3:22.737	1:08.193
35	3:23.426	1:09.410
50	3:26.038	1:10.835
88	3:23.895	1:11.486
924	3:26.574	1:24.180
44	3:29.501	1:25.274
69	3:31.424	1:30.116
27	3:43.982	1:52.050
22	7:48.513	1 Lap
90	3:44.241	1:56.938
48	3:55.830	2:01.631

Lap 3

No	Lap Time	Gap
84	2:55.514	
59	2:59.148	7.789
2	3:01.621	15.510
55	3:06.121	36.034
23	3:05.622	37.399
79	3:09.014	37.970
42	3:06.458	40.531
11	3:06.902	46.852
36	3:11.073	47.119
56	3:07.108	51.223
951	3:08.028	52.261
76	3:11.430	57.773
5	3:11.810	59.266
39	3:11.098	59.829
33	3:14.175	1:07.171
75	3:14.611	1:09.390
68	3:15.917	1:15.538
99	3:19.578	1:29.758
89	3:18.537	1:31.216
35	3:21.932	1:35.828
50	3:22.511	1:37.832
88	3:22.364	1:38.336
8	3:29.239	1:40.549
924	3:24.297	1:52.963
44	3:24.952	1:54.712
69	3:56.958	2:31.560
27	3:44.837	2:41.373
90	3:42.491	2:43.915
48	3:40.046	2:46.163

Lap 4

No	Lap Time	Gap
84	2:56.339	
59	2:58.779	10.229
2	3:01.712	20.883
55	3:04.811	44.506
23	3:04.119	45.179
79	3:09.933	51.564
42	3:08.360	52.552
11	3:07.664	58.177
36	3:13.055	1:03.835
56	3:09.380	1:04.264
951	3:09.002	1:04.924
39	3:09.496	1:12.986
76	3:12.367	1:13.801
5	3:11.290	1:14.217
33	3:12.761	1:23.593
75	3:12.409	1:25.460
68	3:14.738	1:33.937
99	3:15.912	1:49.331
89	3:19.875	1:54.752
35	3:15.926	1:55.415
88	3:21.330	2:03.327
50	3:21.891	2:03.384
8	3:23.528	2:07.738
924	3:19.836	2:16.460
44	3:19.570	2:17.943

Lap 5

No	Lap Time	Gap
84	2:56.273	
59	2:59.928	13.884
27	3:38.128	1 Lap
48	3:33.520	1 Lap
2	3:02.602	27.212
90	3:40.840	1 Lap
55	3:04.153	52.386
23	3:04.953	53.859
79	3:07.045	1:02.336
42	3:07.072	1:03.351
11	3:03.132	1:05.036
56	3:06.977	1:14.968
951	3:08.119	1:16.770
36	3:16.956	1:24.518
39	3:07.962	1:24.675
76	3:08.042	1:25.570
5	3:08.385	1:26.329
33	3:09.908	1:37.228
75	3:11.437	1:40.624
68	3:12.897	1:50.561
99	3:14.899	2:07.957
35	3:18.365	2:17.507
89	3:19.215	2:17.694
88	3:16.527	2:23.581
50	3:19.151	2:26.262
8	3:21.910	2:33.375
44	3:19.232	2:40.902
924	3:20.852	2:41.039

Lap 6

No	Lap Time	Gap
84	2:54.865	
59	2:57.169	16.188
2	2:59.917	32.264
55	3:05.643	1:03.164
48	3:31.398	1 Lap
23	3:04.631	1:03.625
27	3:38.267	1 Lap
79	3:07.488	1:14.959
42	3:07.128	1:15.614
11	3:05.677	1:15.848
90	3:41.658	1 Lap
56	3:03.444	1:23.547
951	3:07.751	1:29.656
76	3:08.013	1:38.718
5	3:08.104	1:39.568
39	3:14.719	1:44.529
36	3:20.470	1:50.123
33	3:10.634	1:52.997
75	3:11.702	1:57.461
68	3:12.523	2:08.219
99	3:14.060	2:27.152
89	3:19.499	2:42.328
35	3:20.546	2:43.188
88	3:17.569	2:46.285
50	3:17.976	2:49.373

Lap 7

No	Lap Time	Gap
84	2:55.605	
8	3:24.543	1 Lap
44	3:17.608	1 Lap
924	3:18.230	1 Lap
59	2:56.245	16.828
2	2:59.825	36.484
55	3:02.982	1:10.541
23	3:03.691	1:11.711
11	3:06.371	1:26.614
42	3:07.686	1:27.695
79	3:10.278	1:29.632
56	3:03.923	1:31.865
48	3:33.069	1 Lap
951	3:07.717	1:41.768
5	3:06.116	1:50.079
27	3:35.504	1 Lap
76	3:07.431	1:50.544
39	3:10.606	1:59.530
90	3:43.652	1 Lap
33	3:11.368	2:08.760
36	3:17.783	2:12.301
75	3:10.927	2:12.783
68	3:12.368	2:24.982
99	3:12.597	2:44.144

Lap 8

No	Lap Time	Gap
84	2:59.396	
35	3:13.570	1 Lap
89	3:17.943	1 Lap
88	3:17.305	1 Lap
50	3:18.169	1 Lap
59	2:57.244	14.676
924	3:15.327	1 Lap
44	3:18.284	1 Lap
55	3:02.898	1:14.043
23	3:02.310	1:14.625
42	3:00.534	1:28.833
11	3:01.833	1:29.051
79	3:06.088	1:36.324
56	3:04.255	1:36.724
951	3:07.668	1:50.040
5	3:06.621	1:57.304
48	3:23.441	1 Lap
39	3:11.610	2:11.744
75	3:12.620	2:26.007
27	3:36.691	1 Lap
33	3:21.227	2:30.591
68	3:09.407	2:34.993
8	5:37.294	1 Lap
2	5:08.266	2:45.354
90	3:41.976	1 Lap
99	3:11.107	2:55.855

Lap 9

No	Lap Time	Gap
84	2:58.125	
59	2:56.442	12.993
88	3:18.665	1 Lap
50	3:16.326	1 Lap
76	5:20.710	1 Lap
55	3:03.127	1:19.045
23	3:02.879	1:19.379
42	3:00.156	1:30.864
11	3:03.829	1:34.755
5	3:08.066	2:07.245
39	3:09.651	2:23.270
35	5:23.369	1 Lap
89	5:32.086	1 Lap
2	2:59.791	2:47.020
36	6:46.228	1 Lap
44	5:34.327	1 Lap
8	3:17.556	1 Lap

Lap 10

No	Lap Time	Gap
59	2:57.432	
924	5:46.906	2 Laps
90	3:39.885	2 Laps
79	5:08.288	1 Lap
50	3:20.666	1 Lap
56	5:14.929	1 Lap
76	3:05.999	1 Lap
23	3:01.759	1:10.713
951	5:31.385	1 Lap
48	5:32.743	2 Laps
75	5:19.576	1 Lap
33	5:17.813	1 Lap
68	5:17.272	1 Lap
84	5:06.675	1:56.250
99	5:31.305	1 Lap
35	3:13.936	1 Lap
2	2:57.922	2:34.517
27	6:27.595	2 Laps
89	3:19.560	1 Lap
88	5:38.398	1 Lap
44	3:16.340	1 Lap
8	3:18.041	1 Lap
36	3:36.845	1 Lap
924	3:29.001	1 Lap
42	5:13.656	3:34.095
79	2:58.736	3:34.798
11	5:11.327	3:35.657
56	3:05.475	3:48.578

ROADBOOK MOTOR CLASSIC
www.spasixhours.com
contact@roadbook.net

SUPER SPA

Ferdinand Cup

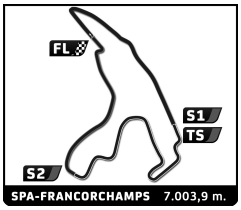

6-FERDINAND CUP
SUPER SPA
Race 1

Analysis by lap

Lapped

No	Lap Time	Gap
55	5:41.317	3:49.937
90	3:38.439	1 Lap
5	5:11.642	4:08.462
76	3:01.339	4:10.646
951	3:16.030	4:28.905
75	3:06.934	4:43.967
39	5:33.157	4:46.002
48	3:18.580	1 Lap

Lap 11

No	Lap Time	Gap
84	2:54.090	
68	3:06.870	1 Lap
33	3:11.705	1 Lap
59	5:06.078	15.738
99	3:08.135	1 Lap
2	2:57.819	41.996
35	3:12.200	1 Lap
89	3:17.405	1 Lap
50	5:27.623	1 Lap
88	3:12.959	1 Lap
27	3:31.732	2 Laps
23	5:07.637	1:28.010
44	3:11.868	1 Lap
8	3:13.952	1 Lap
42	3:00.010	1:43.765
79	2:59.871	1:44.329
11	3:00.756	1:46.073
56	3:03.137	2:01.375
924	3:28.105	1 Lap
36	3:32.918	1 Lap
5	3:01.736	2:19.858
55	3:21.775	2:21.372
76	3:01.779	2:22.085
951	3:11.554	2:50.119

Lap 12

No	Lap Time	Gap
84	2:54.466	
75	3:05.750	1 Lap
68	3:05.201	1 Lap
59	2:53.360	14.632
33	3:10.883	1 Lap
39	3:18.402	1 Lap
48	3:17.908	2 Laps
2	2:58.087	45.617
99	3:07.474	1 Lap
35	3:12.376	1 Lap
89	3:13.550	1 Lap
23	3:01.252	1:34.796
50	3:14.077	1 Lap
88	3:16.582	1 Lap
79	2:58.757	1:48.620
42	3:00.705	1:50.004
11	2:59.833	1:51.440
44	3:15.420	1 Lap
8	3:17.822	1 Lap
27	3:32.927	2 Laps

No	Lap Time	Gap
56	3:02.181	2:09.090
90	6:05.453	2 Laps
5	3:00.699	2:26.091
76	3:04.394	2:32.013
924	3:30.193	1 Lap
55	3:22.250	2:49.156
36	3:39.204	1 Lap

Lap 13

No	Lap Time	Gap
84	2:56.444	
59	2:52.938	11.126
951	3:13.200	1 Lap
75	3:04.123	1 Lap
68	3:09.643	1 Lap
33	3:09.907	1 Lap
48	3:13.297	2 Laps
39	3:17.940	1 Lap
2	2:58.404	47.577
99	3:06.665	1 Lap
22	33:34.769	11 Laps
35	3:11.412	1 Lap
23	3:00.401	1:38.753
79	2:58.912	1:51.088
42	2:58.417	1:51.977
11	2:58.584	1:53.580
89	3:16.727	1 Lap
50	3:14.022	1 Lap
44	3:09.994	1 Lap
56	3:03.350	2:15.996
8	3:18.350	1 Lap
5	3:01.792	2:31.439
90	3:11.315	2 Laps
27	3:30.231	2 Laps
88	4:10.113	1 Lap
76	3:26.008	3:01.577

Lap 14

No	Lap Time	Gap
59	2:54.811	
84	3:14.175	8.238
55	3:21.483	1 Lap
75	3:06.554	1 Lap
924	3:30.670	2 Laps
951	3:12.723	1 Lap
68	3:13.388	1 Lap
36	3:41.513	2 Laps
33	3:09.085	1 Lap
2	2:56.472	38.112
48	3:15.806	2 Laps
39	3:17.512	1 Lap
99	3:05.066	1 Lap
35	3:12.180	1 Lap
23	2:59.605	1:32.421
79	2:56.568	1:41.719
42	2:57.578	1:43.618
11	2:58.416	1:46.059
50	3:14.432	1 Lap

No	Lap Time	Gap
89	3:15.147	1 Lap
22	4:07.256	11 Laps
44	3:08.485	1 Lap
56	3:01.676	2:11.735
5	3:03.998	2:29.500
8	3:16.387	1 Lap
90	3:07.448	2 Laps

Lap 15

No	Lap Time	Gap
59	2:50.055	
84	2:51.218	9.401
27	3:31.743	3 Laps
75	3:05.564	1 Lap
55	3:17.920	1 Lap
76	3:33.552	1 Lap
951	3:11.330	1 Lap
2	2:56.876	44.933
68	3:10.235	1 Lap
33	3:09.224	1 Lap
924	3:29.715	2 Laps
36	3:31.885	2 Laps
99	3:09.086	1 Lap
39	3:18.087	1 Lap
48	3:38.501	2 Laps
23	2:58.539	1:40.905
79	2:58.396	1:50.060
42	2:59.179	1:52.742
11	2:58.268	1:54.272
35	3:14.605	1 Lap
56	3:02.422	2:24.102
50	3:14.295	1 Lap
89	3:14.849	1 Lap
44	3:12.085	1 Lap
5	3:04.876	2:44.321

Lap 16

No	Lap Time	Gap
59	2:50.095	
90	3:09.945	3 Laps
84	2:50.875	10.181
8	3:19.207	2 Laps
75	3:03.184	1 Lap
2	2:55.812	50.650
27	3:28.615	3 Laps
951	3:09.953	1 Lap
55	3:14.567	1 Lap
33	3:13.767	1 Lap
99	3:10.450	1 Lap
924	3:36.223	2 Laps
23	2:59.400	1:50.210
39	3:21.842	1 Lap
36	3:33.839	2 Laps
79	3:00.126	2:00.091
68	3:58.401	1 Lap
42	2:58.402	2:01.049
11	2:57.235	2:01.412
48	3:22.716	2 Laps

No	Lap Time	Gap
35	3:16.292	1 Lap
56	3:01.010	2:35.017
89	3:09.919	1 Lap

Lap 17

No	Lap Time	Gap
59	2:48.725	
76	5:00.749	2 Laps
50	3:12.546	2 Laps
44	3:11.651	2 Laps
5	3:07.123	1 Lap
84	2:52.001	13.457
90	3:09.007	3 Laps
8	3:14.276	2 Laps
75	3:00.593	1 Lap
2	2:55.255	57.180
951	3:13.245	1 Lap
55	3:16.207	1 Lap
27	3:26.414	3 Laps
33	3:12.267	1 Lap
99	3:06.278	1 Lap
23	2:57.976	1:59.461
79	2:58.354	2:09.720
42	2:58.061	2:10.385
11	2:58.496	2:11.183
68	3:06.871	1 Lap
39	3:18.386	1 Lap
924	3:33.842	2 Laps
48	3:14.742	2 Laps
36	3:27.705	2 Laps
56	3:01.074	2:47.366
35	3:19.450	1 Lap

ROADBOOK MOTOR CLASSIC
www.spasixhours.com
contact@roadbook.net

SUPER SPA

Ferdinand Cup

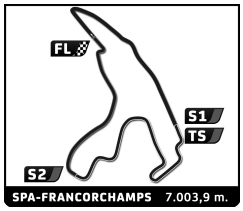

6-FERDINAND CUP
SUPER SPA
Race 1

Sector Analysis

__ Invalidated Lap Personal Best Session Best **B** Crossing the pit lane

2 Christophe TERRIOU — FRA — PORSCHE 911

Lap	Time	Sector 1	Sector 2	Sector 3	Kph	Elapsed
1	2:59.946	48.604	1:24.598	46.744	137.7	2:59.946
2	3:01.792	49.820	1:25.065	46.907	138.7	6:01.738
3	3:01.621	49.365	1:26.111	46.145	138.8	9:03.359
4	3:01.712	49.090	1:26.426	46.196	138.8	12:05.071
5	3:02.602	49.922	1:24.890	47.790	138.1	15:07.673
6	2:59.917	49.735	1:24.175	46.007	140.1	18:07.590
7	2:59.825	49.575	1:24.802	45.448	140.2	21:07.415
8	5:08.266 B	2:57.895	1:22.748	47.623	81.8	26:15.681
9	2:59.791	49.841	1:24.103	45.847	140.2	29:15.472
10	2:57.922	49.236	1:23.609	45.077	141.7	32:13.394
11	2:57.819	48.750	1:23.296	45.773	141.8	35:11.213
12	2:58.087	49.309	1:23.491	45.287	141.6	38:09.300
13	2:58.404	49.117	1:23.726	45.561	141.3	41:07.704
14	2:56.472	48.939	1:22.569	44.964	142.9	44:04.176
15	2:56.876	49.353	1:22.648	44.875	142.6	47:01.052
16	2:55.812	48.954	1:22.129	44.729	143.4	49:56.864
17	2:55.255	48.790	1:22.022	44.443	143.9	52:52.119

5 Frédéric RAMOUSSE — FRA — PORSCHE 911 2.8 RSR

Lap	Time	Sector 1	Sector 2	Sector 3	Kph	Elapsed
1	3:21.208	57.838	1:33.735	49.635	123.1	3:21.208
2	3:14.097	53.561	1:31.214	49.322	129.9	6:35.305
3	3:11.810	53.608	1:28.507	49.695	131.5	9:47.115
4	3:11.290	53.612	1:28.388	49.290	131.8	12:58.405
5	3:08.385	52.339	1:27.804	48.242	133.8	16:06.790
6	3:08.104	53.048	1:26.400	48.656	134.0	19:14.894
7	3:06.116	52.159	1:26.038	47.919	135.5	22:21.010
8	3:06.621	52.305	1:25.802	48.514	135.1	25:27.631
9	3:08.066	52.635	1:26.925	48.506	134.1	28:35.697
10	5:11.642 B	2:56.990	1:26.684	47.968	80.9	33:47.339
11	3:01.736	51.875	1:23.590	46.271	138.7	36:49.075
12	3:00.699	51.204	1:23.055	46.440	139.5	39:49.774
13	3:01.792	51.367	1:23.062	47.363	138.7	42:51.566
14	3:03.998	51.743	1:24.561	47.694	137.0	45:55.564
15	3:04.876	51.948	1:24.638	48.290	136.4	49:00.440
16	3:07.123	52.755	1:25.189	49.179	134.7	52:07.563

8 Jean-Thomas DUVAL — FRA — PORSCHE 964 C2

Lap	Time	Sector 1	Sector 2	Sector 3	Kph	Elapsed
1	3:35.976	1:04.959	1:37.116	53.901	114.7	3:35.976
2	3:23.183	55.591	1:35.361	52.231	124.1	6:59.159
3	3:29.239	55.412	1:36.689	57.138	120.5	10:28.398
4	3:23.528	54.776	1:35.755	52.997	123.9	13:51.926
5	3:21.910	53.982	1:34.984	52.944	124.9	17:13.836
6	3:24.543	54.642	1:35.887	54.014	123.3	20:38.379
7	5:37.294 B	3:09.494	1:34.033	53.767	74.8	26:15.673
8	3:17.556	53.732	1:32.158	51.666	127.6	29:33.229
9	3:18.041	54.526	1:33.365	50.150	127.3	32:51.270
10	3:13.952	52.454	1:30.976	50.522	130.0	36:05.222
11	3:17.822	53.044	1:33.626	51.152	127.5	39:23.044
12	3:18.350	51.906	1:34.227	52.217	127.1	42:41.394
13	3:16.387	52.900	1:32.311	51.176	128.4	45:57.781
14	3:19.207	53.545	1:34.146	51.516	126.6	49:16.988
15	3:14.276	53.153	1:31.324	49.799	129.8	52:31.264

11 Sébastien SERRA — FRA — PORSCHE 993 C2

Lap	Time	Sector 1	Sector 2	Sector 3	Kph	Elapsed
1	3:19.219	58.679	1:31.454	49.086	124.4	3:19.219
2	3:08.580	52.376	1:27.687	48.517	133.7	6:27.799
3	3:06.902	51.507	1:26.444	48.951	134.9	9:34.701
4	3:07.664	51.110	1:28.166	48.388	134.4	12:42.365
5	3:03.132	51.227	1:24.364	47.541	137.7	15:45.497
6	3:05.677	51.331	1:25.893	48.453	135.8	18:51.174
7	3:06.371	52.531	1:26.033	47.807	135.3	21:57.545
8	3:01.833	51.038	1:23.468	47.327	138.7	24:59.378
9	3:03.829	52.843	1:22.786	48.200	137.2	28:03.207
10	5:11.327 B	3:01.759	1:23.284	46.284	81.0	33:14.534
11	3:00.756	51.458	1:23.194	46.104	139.5	36:15.290
12	2:59.833	50.257	1:22.974	46.602	140.2	39:15.123
13	2:58.584	50.599	1:20.994	46.991	141.2	42:13.707
14	2:58.416	50.242	1:21.562	46.612	141.3	45:12.123
15	2:58.268	50.383	1:21.881	46.004	141.4	48:10.391
16	2:57.235	50.514	1:20.675	46.046	142.3	51:07.626
17	2:58.496	51.270	1:21.782	45.444	141.3	54:06.122

22 Ben GAYER — FRA — PORSCHE 911 3.2 l

Lap	Time	Sector 1	Sector 2	Sector 3	Kph	Elapsed
1	7:48.513 B	1:15.005	1:38.873	4:54.635	52.9	7:48.513
2	33:34.769	...	1:37.199	55.926	12.5	41:23.282
3	4:07.256 B	58.331	1:32.514	1:36.411	102.0	45:30.538

23 Patrice LACROIX — BEL — PORSCHE 968 CS

Lap	Time	Sector 1	Sector 2	Sector 3	Kph	Elapsed
1	3:13.302	56.209	1:27.923	49.170	128.2	3:13.302
2	3:06.324	52.469	1:26.517	47.338	135.3	6:19.626
3	3:05.622	51.885	1:24.839	48.898	135.8	9:25.248
4	3:04.119	52.178	1:24.932	47.009	136.9	12:29.367
5	3:04.953	51.875	1:25.285	47.793	136.3	15:34.320
6	3:04.631	51.744	1:25.347	47.540	136.6	18:38.951
7	3:03.691	52.250	1:24.096	47.345	137.3	21:42.642
8	3:02.310	51.477	1:23.361	47.472	138.3	24:44.952
9	3:02.879	51.479	1:23.425	47.975	137.9	27:47.831
10	3:01.759	52.240	1:21.971	47.548	138.7	30:49.590
11	5:07.637 B	2:57.672	1:23.979	45.986	82.0	35:57.227
12	3:01.252	51.892	1:22.899	46.461	139.1	38:58.479
13	3:00.401	51.864	1:22.418	46.119	139.8	41:58.880
14	2:59.605	51.042	1:22.146	46.417	140.4	44:58.485
15	2:58.539	50.979	1:21.625	45.935	141.2	47:57.024
16	2:59.400	50.977	1:22.005	46.418	140.5	50:56.424
17	2:57.976	50.870	1:21.138	45.968	141.7	53:54.400

27 Luc DESLAURIER — FRA — PORSCHE 944 S2

Lap	Time	Sector 1	Sector 2	Sector 3	Kph	Elapsed
1	4:00.403	1:15.186	1:45.470	59.747	103.1	4:00.403
2	3:43.982	1:01.208	1:43.002	59.772	112.6	7:44.385
3	3:44.837	1:01.940	1:43.673	59.224	112.1	11:29.222
4	3:38.128	1:01.595	1:40.626	55.907	115.6	15:07.350
5	3:38.267	1:01.785	1:40.266	56.216	115.5	18:45.617
6	3:35.504	58.923	1:39.632	56.949	117.0	22:21.121
7	3:36.691	1:00.626	1:40.363	55.702	116.4	25:57.812
8	6:27.595 B	3:51.555	1:40.056	55.984	65.1	32:25.407

ROADBOOK MOTOR CLASSIC
www.spasixhours.com
contact@roadbook.net

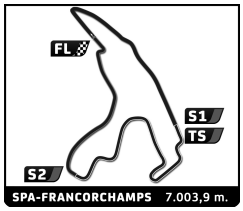

6-FERDINAND CUP
SUPER SPA
Race 1

Sector Analysis

__ Invalidated Lap Personal Best Session Best **B** Crossing the pit lane

Lap	Time	Sector 1	Sector 2	Sector 3	Kph	Elapsed
9	3:31.732	1:01.179	1:36.098	54.455	119.1	35:57.139
10	3:32.927	1:00.412	1:37.297	55.218	118.4	39:30.066
11	3:30.231	1:00.061	1:33.993	56.177	119.9	43:00.297
12	3:31.743	1:00.147	1:35.741	55.855	119.1	46:32.040
13	3:28.615	59.776	1:34.169	54.670	120.9	50:00.655
14	3:26.414	59.216	1:33.201	53.997	122.2	53:27.069

33 Jean MICHAUD — FRA — PORSCHE 944 Turbo

Lap	Time	Sector 1	Sector 2	Sector 3	Kph	Elapsed
1	3:24.120	1:03.282	1:30.026	50.812	121.4	3:24.120
2	3:16.725	56.970	1:29.221	50.534	128.2	6:40.845
3	3:14.175	55.949	1:28.026	50.200	129.9	9:55.020
4	3:12.761	55.357	1:27.607	49.797	130.8	13:07.781
5	3:09.908	54.586	1:26.034	49.288	132.8	16:17.689
6	3:10.634	54.931	1:26.488	49.215	132.3	19:28.323
7	3:11.368	54.580	1:26.259	50.529	131.8	22:39.691
8	3:21.227 B	55.724	1:27.316	58.187	125.3	26:00.918
9	5:17.813	3:01.431	1:26.385	49.997	79.3	31:18.731
10	3:11.705	55.005	1:26.332	50.368	131.5	34:30.436
11	3:10.883	54.712	1:26.305	49.866	132.1	37:41.319
12	3:09.907	54.664	1:26.104	49.139	132.8	40:51.226
13	3:09.085	54.919	1:25.258	48.908	133.3	44:00.311
14	3:09.224	54.924	1:24.117	50.183	133.3	47:09.535
15	3:13.767	57.768	1:26.662	49.337	130.1	50:23.302
16	3:12.267	55.705	1:27.311	49.251	131.1	53:35.569

35 Romain DUVAL — FRA — PORSCHE 964

Lap	Time	Sector 1	Sector 2	Sector 3	Kph	Elapsed
1	3:38.319	1:08.048	1:36.826	53.445	113.5	3:38.319
2	3:23.426	56.430	1:34.767	52.229	123.9	7:01.745
3	3:21.932	54.611	1:35.420	51.901	124.9	10:23.677
4	3:15.926	55.032	1:30.452	50.442	128.7	13:39.603
5	3:18.365	55.294	1:32.313	50.758	127.1	16:57.968
6	3:20.546	55.916	1:32.958	51.672	125.7	20:18.514
7	3:13.570	54.151	1:28.546	50.873	130.3	23:32.084
8	5:23.369 B	3:05.956	1:28.329	49.084	78.0	28:55.453
9	3:13.936	54.711	1:29.813	49.412	130.0	32:09.389
10	3:12.200	54.376	1:28.867	48.957	131.2	35:21.589
11	3:12.376	53.983	1:29.109	49.284	131.1	38:33.965
12	3:11.412	54.304	1:28.470	48.638	131.7	41:45.377
13	3:12.180	54.079	1:28.942	49.159	131.2	44:57.557
14	3:14.605	54.284	1:30.617	49.704	129.6	48:12.162
15	3:16.292	54.263	1:29.170	52.859	128.5	51:28.454
16	3:19.450	54.895	1:31.051	53.504	126.4	54:47.904

36 Benjamin MOUSSION — FRA — PORSCHE 964 RSR

Lap	Time	Sector 1	Sector 2	Sector 3	Kph	Elapsed
1	3:11.793	53.886	1:29.393	48.514	129.2	3:11.793
2	3:12.102	52.931	1:29.105	50.066	131.3	6:23.895
3	3:11.073	52.028	1:29.221	49.824	132.0	9:34.968
4	3:13.055	53.720	1:29.604	49.731	130.6	12:48.023
5	3:16.956	53.939	1:32.234	50.783	128.0	16:04.979
6	3:20.470	55.322	1:32.206	52.942	125.8	19:25.449
7	3:17.783	54.105	1:32.441	51.237	127.5	22:43.232
8	6:46.228 B	4:07.778	1:41.281	57.169	62.1	29:29.460
9	3:36.845	59.029	1:40.350	57.466	116.3	33:06.305
10	3:32.918	57.863	1:39.544	55.511	118.4	36:39.223
11	3:39.204	56.420	1:45.309	57.475	115.0	40:18.427
12	3:41.513	59.736	1:44.350	57.427	113.8	43:59.940
13	3:31.885	59.195	1:38.474	54.216	119.0	47:31.825
14	3:33.839	57.881	1:41.694	54.264	117.9	51:05.664
15	3:27.705	56.990	1:37.054	53.661	121.4	54:33.369

39 Marc GILLET — FRA — PORSCHE 911

Lap	Time	Sector 1	Sector 2	Sector 3	Kph	Elapsed
1	3:21.844	58.581	1:33.367	49.896	122.7	3:21.844
2	3:14.736	55.420	1:29.057	50.259	129.5	6:36.580
3	3:11.098	52.998	1:28.404	49.696	131.9	9:47.678
4	3:09.496	52.861	1:26.930	49.705	133.1	12:57.174
5	3:07.962	52.433	1:26.142	49.387	134.1	16:05.136
6	3:14.719	52.058	1:26.708	55.953	129.5	19:19.855
7	3:10.606	53.318	1:27.059	50.229	132.3	22:30.461
8	3:11.610	53.223	1:27.918	50.469	131.6	25:42.071
9	3:09.651	53.804	1:26.159	49.688	133.0	28:51.722
10	5:33.157 B	3:11.092	1:31.064	51.001	75.7	34:24.879
11	3:18.402	54.295	1:33.325	50.782	127.1	37:43.281
12	3:17.940	55.269	1:32.173	50.498	127.4	41:01.221
13	3:17.512	54.542	1:32.047	50.923	127.7	44:18.733
14	3:18.087	54.678	1:32.719	50.690	127.3	47:36.820
15	3:21.842	53.857	1:37.393	50.592	124.9	50:58.662
16	3:18.386	54.389	1:32.344	51.653	127.1	54:17.048

42 Olivier BOSIO — FRA — PORSCHE 964

Lap	Time	Sector 1	Sector 2	Sector 3	Kph	Elapsed
1	3:12.587	55.171	1:28.740	48.676	128.6	3:12.587
2	3:09.335	52.632	1:29.123	47.580	133.2	6:21.922
3	3:06.458	52.695	1:25.304	48.459	135.2	9:28.380
4	3:08.360	53.209	1:26.824	48.327	133.9	12:36.740
5	3:07.072	52.414	1:25.643	49.015	134.8	15:43.812
6	3:07.128	52.042	1:26.499	48.587	134.7	18:50.940
7	3:07.686	52.090	1:28.518	47.078	134.3	21:58.626
8	3:00.534	51.026	1:22.889	46.619	139.7	24:59.160
9	3:00.156	51.335	1:22.059	46.762	140.0	27:59.316
10	5:13.656 B	3:03.394	1:24.130	46.132	80.4	33:12.972
11	3:00.010	51.356	1:22.907	45.747	140.1	36:12.982
12	3:00.705	50.820	1:24.079	45.806	139.5	39:13.687
13	2:58.417	50.676	1:20.850	46.891	141.3	42:12.104
14	2:57.578	50.715	1:20.439	46.424	142.0	45:09.682
15	2:59.179	50.746	1:21.299	47.134	140.7	48:08.861
16	2:58.402	51.541	1:20.554	46.307	141.3	51:07.263
17	2:58.061	50.778	1:22.021	45.262	141.6	54:05.324

44 Leonard LICOPS — BEL — PORSCHE 944 Turbo

Lap	Time	Sector 1	Sector 2	Sector 3	Kph	Elapsed
1	3:48.108	1:10.978	1:40.879	56.251	108.6	3:48.108
2	3:29.501	59.414	1:37.258	52.829	120.4	7:17.609
3	3:24.952	58.512	1:33.581	52.859	123.0	10:42.561
4	3:19.570	57.129	1:31.329	51.112	126.3	14:02.131
5	3:19.232	57.006	1:31.286	50.940	126.6	17:21.363
6	3:17.608	56.590	1:30.402	50.616	127.6	20:38.971
7	3:18.284	55.892	1:30.785	51.607	127.2	23:57.255
8	5:34.327 B	3:07.881	1:34.197	52.249	75.4	29:31.582
9	3:16.340	55.564	1:31.016	49.760	128.4	32:47.922
10	3:11.868	54.339	1:29.728	47.801	131.4	35:59.790

ROADBOOK MOTOR CLASSIC

www.spasixhours.com
contact@roadbook.net

SUPER SPA

Ferdinand Cup

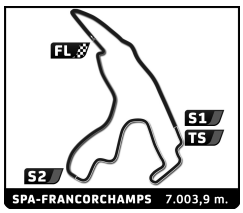

6-FERDINAND CUP
SUPER SPA
Race 1

Sector Analysis

__ Invalidated Lap Personal Best Session Best **B** Crossing the pit lane

Lap	Time	Sector 1	Sector 2	Sector 3	Kph	Elapsed
11	3:15.420	55.693	1:29.320	50.407	129.0	39:15.210
12	3:09.994	54.370	1:27.791	47.833	132.7	42:25.204
13	3:08.485	53.441	1:26.686	48.358	133.8	45:33.689
14	3:12.085	53.611	1:28.798	49.676	131.3	48:45.774
15	3:11.651	52.982	1:27.848	50.821	131.6	51:57.425

48 Michel MATHIEU — FRA — PORSCHE 964 C2

Lap	Time	Sector 1	Sector 2	Sector 3	Kph	Elapsed
1	3:58.136	1:13.878	1:44.741	59.517	104.0	3:58.136
2	3:55.830	1:03.074	1:55.471	57.285	106.9	7:53.966
3	3:40.046	58.906	1:45.533	55.607	114.6	11:34.012
4	3:33.520	57.634	1:40.522	55.364	118.1	15:07.532
5	3:31.398	59.187	1:37.772	54.439	119.3	18:38.930
6	3:33.069	59.267	1:39.099	54.703	118.3	22:11.999
7	3:23.441	57.339	1:33.894	52.208	123.9	25:35.440
8	5:32.743 B	3:07.429	1:32.458	52.856	75.8	31:08.183
9	3:18.580	55.587	1:31.901	51.092	127.0	34:26.763
10	3:17.908	55.246	1:31.281	51.381	127.4	37:44.671
11	3:13.297	53.843	1:29.124	50.330	130.4	40:57.968
12	3:15.806	55.712	1:29.464	50.630	128.8	44:13.774
13	3:38.501	54.357	1:53.513	50.631	115.4	47:52.275
14	3:22.716	54.403	1:36.748	51.565	124.4	51:14.991
15	3:14.742	54.146	1:29.047	51.549	129.5	54:29.733

50 Bernard KLEIBER — FRA — PORSCHE 993

Lap	Time	Sector 1	Sector 2	Sector 3	Kph	Elapsed
1	3:37.132	1:05.767	1:37.577	53.788	114.1	3:37.132
2	3:26.038	55.894	1:35.839	54.305	122.4	7:03.170
3	3:22.511	55.558	1:34.745	52.208	124.5	10:25.681
4	3:21.891	54.541	1:34.316	53.034	124.9	13:47.572
5	3:19.151	55.282	1:32.192	51.677	126.6	17:06.723
6	3:17.976	54.316	1:31.947	51.713	127.4	20:24.699
7	3:18.169	54.469	1:32.079	51.621	127.2	23:42.868
8	3:16.326	54.200	1:31.505	50.621	128.4	26:59.194
9	3:20.666	54.689	1:33.602	52.375	125.7	30:19.860
10	5:27.623 B	3:05.302	1:32.744	49.577	77.0	35:47.483
11	3:14.077	53.365	1:30.242	50.470	129.9	39:01.560
12	3:14.022	53.249	1:29.091	51.682	130.0	42:15.582
13	3:14.432	52.873	1:29.513	52.046	129.7	45:30.014
14	3:14.295	54.530	1:30.852	48.913	129.8	48:44.309
15	3:12.546	52.277	1:29.631	50.638	131.0	51:56.855

55 Didier CLESSE — FRA — PORSCHE 964 RS

Lap	Time	Sector 1	Sector 2	Sector 3	Kph	Elapsed
1	3:10.761	54.579	1:27.881	48.301	129.9	3:10.761
2	3:07.001	52.594	1:26.256	48.151	134.8	6:17.762
3	3:06.121	52.542	1:25.699	47.880	135.5	9:23.883
4	3:04.811	51.380	1:25.578	47.853	136.4	12:28.694
5	3:04.153	51.472	1:25.119	47.562	136.9	15:32.847
6	3:05.643	52.072	1:25.793	47.778	135.8	18:38.490
7	3:02.982	51.078	1:23.976	47.928	137.8	21:41.472
8	3:02.898	51.296	1:24.381	47.221	137.9	24:44.370
9	3:03.127	51.161	1:23.906	48.060	137.7	27:47.497
10	5:41.317 B	3:11.883	1:34.519	54.915	73.9	33:28.814
11	3:21.775	54.530	1:35.086	52.159	125.0	36:50.589
12	3:22.250	55.282	1:34.389	52.579	124.7	40:12.839
13	3:21.483	54.271	1:35.157	52.055	125.1	43:34.322
14	3:17.920	54.322	1:32.131	51.467	127.4	46:52.242
15	3:14.567	52.286	1:30.965	51.316	129.6	50:06.809
16	3:16.207	54.463	1:30.854	50.890	128.5	53:23.016

56 Cyrille PREVEL — FRA — PORSCHE 911 3.0 I RS

Lap	Time	Sector 1	Sector 2	Sector 3	Kph	Elapsed
1	3:20.301	58.244	1:32.897	49.160	123.7	3:20.301
2	3:11.663	52.970	1:29.584	49.109	131.6	6:31.964
3	3:07.108	52.973	1:26.639	47.496	134.8	9:39.072
4	3:09.380	54.302	1:26.508	48.570	133.1	12:48.452
5	3:06.977	52.905	1:26.389	47.683	134.9	15:55.429
6	3:03.444	51.141	1:25.218	47.085	137.4	18:58.873
7	3:03.923	52.088	1:24.845	46.990	137.1	22:02.796
8	3:04.255	51.664	1:25.432	47.159	136.8	25:07.051
9	5:14.929 B	3:04.228	1:23.686	47.015	80.1	30:21.980
10	3:05.475	52.937	1:24.725	47.813	135.9	33:27.455
11	3:03.137	51.176	1:24.992	46.969	137.7	36:30.592
12	3:02.181	51.696	1:23.631	46.854	138.4	39:32.773
13	3:03.350	51.397	1:25.011	46.942	137.5	42:36.123
14	3:01.676	51.241	1:23.655	46.780	138.8	45:37.799
15	3:02.422	51.120	1:25.245	46.057	138.2	48:40.221
16	3:01.010	50.347	1:22.251	48.412	139.3	51:41.231
17	3:01.074	51.664	1:22.690	46.720	139.2	54:42.305

59 Bastien MATHIEU — FRA — PORSCHE 996 Cup

Lap	Time	Sector 1	Sector 2	Sector 3	Kph	Elapsed
1	2:59.745	49.911	1:23.888	45.946	137.8	2:59.745
2	2:56.745	48.820	1:22.240	45.685	142.7	5:56.490
3	2:59.148	48.727	1:23.951	46.470	140.7	8:55.638
4	2:58.779	48.627	1:24.213	45.939	141.0	11:54.417
5	2:59.928	48.999	1:25.604	45.325	140.1	14:54.345
6	2:57.169	48.491	1:23.049	45.629	142.3	17:51.514
7	2:56.245	49.222	1:21.959	45.064	143.1	20:47.759
8	2:57.244	48.058	1:23.896	45.290	142.3	23:45.003
9	2:56.442	48.226	1:22.403	45.813	142.9	26:41.445
10	2:57.432	48.939	1:22.708	45.785	142.1	29:38.877
11	5:06.078 B	3:00.484	1:21.231	44.363	82.4	34:44.955
12	2:53.360	48.292	1:19.771	45.297	145.4	37:38.315
13	2:52.938	48.204	1:19.924	44.810	145.8	40:31.253
14	2:54.811	48.691	1:21.266	44.854	144.2	43:26.064
15	2:50.055	48.198	1:17.735	44.122	148.3	46:16.119
16	2:50.095	47.648	1:18.696	43.751	148.2	49:06.214
17	2:48.725	46.538	1:16.893	45.294	149.4	51:54.939

68 Stéphane SALERNO — FRA — PORSCHE 968

Lap	Time	Sector 1	Sector 2	Sector 3	Kph	Elapsed
1	3:28.560	1:04.100	1:32.731	51.729	118.8	3:28.560
2	3:18.910	54.790	1:33.292	50.828	126.8	6:47.470
3	3:15.917	54.264	1:31.509	50.144	128.7	10:03.387
4	3:14.738	54.364	1:30.567	49.807	129.5	13:18.125
5	3:12.897	54.075	1:29.317	49.505	130.7	16:31.022
6	3:12.523	53.531	1:28.674	50.318	131.0	19:43.545
7	3:12.368	54.134	1:29.033	49.201	131.1	22:55.913
8	3:09.407	54.062	1:26.632	48.713	133.1	26:05.320
9	5:17.272 B	3:03.070	1:26.151	48.051	79.5	31:22.592
10	3:06.870	52.673	1:25.478	48.719	134.9	34:29.462
11	3:05.201	52.312	1:25.307	47.582	136.1	37:34.663

ROADBOOK MOTOR CLASSIC
www.spasixhours.com
contact@roadbook.net

SUPER SPA

Ferdinand Cup

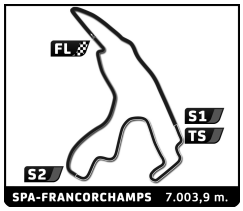

6-FERDINAND CUP
SUPER SPA
Race 1

Sector Analysis

__ Invalidated Lap Personal Best Session Best **B** Crossing the pit lane

Lap	Time	Sector 1	Sector 2	Sector 3	Kph	Elapsed
12	3:09.643	53.322	1:27.582	48.739	133.0	40:44.306
13	3:13.388	53.644	1:28.092	51.652	130.4	43:57.694
14	3:10.235	52.735	1:25.937	51.563	132.5	47:07.929
15	3:58.401 B	1:42.502	1:26.645	49.254	105.8	51:06.330
16	3:06.871	53.014	1:25.356	48.501	134.9	54:13.201

69 Laurent LIBFELD — FRA
PORSCHE 944 Turbo

Lap	Time	Sector 1	Sector 2	Sector 3	Kph	Elapsed
1	3:51.027	1:12.389	1:41.435	57.203	107.2	3:51.027
2	3:31.424	59.802	1:37.547	54.075	119.3	7:22.451
3	3:56.958	57.929	1:57.951	1:01.078	106.4	11:19.409

75 Samuel SERRES — FRA
PORSCHE 911 SC

Lap	Time	Sector 1	Sector 2	Sector 3	Kph	Elapsed
1	3:26.235	1:01.075	1:33.040	52.120	120.1	3:26.235
2	3:16.393	54.844	1:30.971	50.578	128.4	6:42.628
3	3:14.611	54.631	1:29.472	50.508	129.6	9:57.239
4	3:12.409	54.318	1:28.592	49.499	131.0	13:09.648
5	3:11.437	53.060	1:28.441	49.936	131.7	16:21.085
6	3:11.702	53.358	1:29.060	49.284	131.5	19:32.787
7	3:10.927	53.308	1:28.192	49.427	132.1	22:43.714
8	3:12.620	54.450	1:27.102	51.068	130.9	25:56.334
9	5:19.576 B	3:03.333	1:27.513	48.730	78.9	31:15.910
10	3:06.934	52.816	1:25.511	48.607	134.9	34:22.844
11	3:05.750	51.798	1:26.275	47.677	135.7	37:28.594
12	3:04.123	51.592	1:24.421	48.110	136.9	40:32.717
13	3:06.554	52.095	1:25.992	48.467	135.2	43:39.271
14	3:05.564	52.162	1:25.414	47.988	135.9	46:44.835
15	3:03.184	53.160	1:23.204	46.820	137.6	49:48.019
16	3:00.593	51.690	1:22.331	46.572	139.6	52:48.612

76 Michel CARVALHEIRO — FRA
PORSCHE 968 CS

Lap	Time	Sector 1	Sector 2	Sector 3	Kph	Elapsed
1	3:18.763	57.397	1:31.648	49.718	124.6	3:18.763
2	3:15.429	54.691	1:31.642	49.096	129.0	6:34.192
3	3:11.430	53.978	1:27.847	49.605	131.7	9:45.622
4	3:12.367	53.852	1:29.132	49.383	131.1	12:57.989
5	3:08.042	52.887	1:26.763	48.392	134.1	16:06.031
6	3:08.013	53.528	1:25.714	48.771	134.1	19:14.044
7	3:07.431	53.910	1:25.572	47.949	134.5	22:21.475
8	5:20.710 B	3:04.605	1:26.480	49.625	78.6	27:42.185
9	3:05.999	52.881	1:24.969	48.149	135.6	30:48.184
10	3:01.339	51.928	1:22.568	46.843	139.0	33:49.523
11	3:01.779	51.967	1:22.615	47.197	138.7	36:51.302
12	3:04.394	52.599	1:23.724	48.071	136.7	39:55.696
13	3:26.008	55.282	1:36.164	54.562	122.4	43:21.704
14	3:33.552	1:03.245	1:37.847	52.460	118.1	46:55.256
15	5:00.749	1:10.374	2:16.174	1:34.201	83.8	51:56.005

79 Damien GAULT — FRA
PORSCHE 996 Cup

Lap	Time	Sector 1	Sector 2	Sector 3	Kph	Elapsed
1	3:08.106	52.220	1:27.052	48.834	131.7	3:08.106
2	3:08.699	52.845	1:26.791	49.063	133.6	6:16.805
3	3:09.014	52.453	1:26.357	50.204	133.4	9:25.819
4	3:09.933	53.017	1:28.539	48.377	132.8	12:35.752
5	3:07.045	51.851	1:26.642	48.552	134.8	15:42.797
6	3:07.488	52.728	1:26.488	48.272	134.5	18:50.285
7	3:10.278	52.097	1:28.709	49.472	132.5	22:00.563
8	3:06.088	52.240	1:26.411	47.437	135.5	25:06.651
9	5:08.288 B	2:59.129	1:22.169	46.990	81.8	30:14.939
10	2:58.736	49.730	1:22.667	46.339	141.1	33:13.675
11	2:59.871	50.801	1:23.247	45.823	140.2	36:13.546
12	2:58.757	49.151	1:22.117	47.489	141.1	39:12.303
13	2:58.912	50.096	1:21.934	46.882	140.9	42:11.215
14	2:56.568	50.054	1:21.078	45.436	142.8	45:07.783
15	2:58.396	50.117	1:22.009	46.270	141.3	48:06.179
16	3:00.126	51.242	1:22.746	46.138	140.0	51:06.305
17	2:58.354	50.439	1:22.531	45.384	141.4	54:04.659

84 Sébastien MATHIEU — FRA
PORSCHE 996 Cup

Lap	Time	Sector 1	Sector 2	Sector 3	Kph	Elapsed
1	2:57.074	50.407	1:22.136	44.531	139.9	2:57.074
2	2:55.261	48.491	1:21.737	45.033	143.9	5:52.335
3	2:55.514	48.780	1:21.980	44.754	143.7	8:47.849
4	2:56.339	48.894	1:22.873	44.572	143.0	11:44.188
5	2:56.273	48.837	1:22.715	44.721	143.0	14:40.461
6	2:54.865	48.479	1:22.037	44.349	144.2	17:35.326
7	2:55.605	48.338	1:22.129	45.138	143.6	20:30.931
8	2:59.396	48.228	1:24.619	46.549	140.6	23:30.327
9	2:58.125	49.271	1:23.292	45.562	141.6	26:28.452
10	5:06.675 B	3:00.990	1:20.965	44.720	82.2	31:35.127
11	2:54.090	48.357	1:20.409	45.324	144.8	34:29.217
12	2:54.466	47.839	1:21.799	44.828	144.5	37:23.683
13	2:56.444	48.903	1:22.251	45.290	142.9	40:20.127
14	3:14.175	48.775	1:40.844	44.556	129.9	43:34.302
15	2:51.218	47.875	1:19.033	44.310	147.3	46:25.520
16	2:50.875	48.030	1:18.675	44.170	147.6	49:16.395
17	2:52.001	48.536	1:19.063	44.402	146.6	52:08.396

88 Pascal DIDIER — MCO
PORSCHE 911 SC

Lap	Time	Sector 1	Sector 2	Sector 3	Kph	Elapsed
1	3:39.926	1:07.935	1:38.612	53.379	112.7	3:39.926
2	3:23.895	55.636	1:35.427	52.832	123.7	7:03.821
3	3:22.364	55.514	1:34.601	52.249	124.6	10:26.185
4	3:21.330	54.299	1:34.683	52.348	125.2	13:47.515
5	3:16.527	53.916	1:31.379	51.232	128.3	17:04.042
6	3:17.569	54.240	1:32.849	50.480	127.6	20:21.611
7	3:17.305	54.042	1:32.168	51.095	127.8	23:38.916
8	3:18.665	54.457	1:32.783	51.425	126.9	26:57.581
9	5:38.398 B	3:16.846	1:30.740	50.812	74.5	32:35.979
10	3:12.959	54.300	1:29.585	49.074	130.7	35:48.938
11	3:16.582	52.529	1:31.135	52.918	128.3	39:05.520
12	4:10.113	1:03.347	1:51.052	1:15.714	100.8	43:15.633

89 Stéphane DUVERNE — FRA
PORSCHE 911 3.0 RS

Lap	Time	Sector 1	Sector 2	Sector 3	Kph	Elapsed
1	3:37.791	1:06.106	1:36.443	55.242	113.8	3:37.791
2	3:22.737	55.931	1:35.248	51.558	124.4	7:00.528
3	3:18.537	54.617	1:32.581	51.339	127.0	10:19.065
4	3:19.875	54.119	1:33.627	52.129	126.1	13:38.940
5	3:19.215	54.856	1:32.750	51.609	126.6	16:58.155
6	3:19.499	55.500	1:32.605	51.394	126.4	20:17.654
7	3:17.943	55.031	1:31.948	50.964	127.4	23:35.597
8	5:32.086 B	3:06.363	1:32.233	53.490	75.9	29:07.683

ROADBOOK MOTOR CLASSIC
www.spasixhours.com
contact@roadbook.net

SUPER SPA

Ferdinand Cup

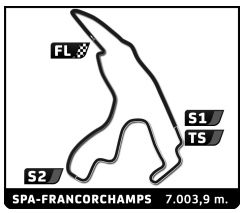

6-FERDINAND CUP
SUPER SPA
Race 1

Sector Analysis

__ Invalidated Lap Personal Best Session Best **B** Crossing the pit lane

Lap	Time	Sector 1	Sector 2	Sector 3	Kph	Elapsed
9	3:19.560	55.393	1:32.411	51.756	126.3	32:27.243
10	3:17.405	55.593	1:31.188	50.624	127.7	35:44.648
11	3:13.550	53.862	1:29.593	50.095	130.3	38:58.198
12	3:16.727	54.646	1:29.621	52.460	128.2	42:14.925
13	3:15.147	53.920	1:29.427	51.800	129.2	45:30.072
14	3:14.849	55.190	1:30.473	49.186	129.4	48:44.921
15	3:09.919	51.875	1:27.185	50.859	132.8	51:54.840

90 Philippe LOUSTAU — FRA
PORSCHE 964

Lap	Time	Sector 1	Sector 2	Sector 3	Kph	Elapsed
1	4:05.032	1:19.534	1:45.436	1:00.062	101.1	4:05.032
2	3:44.241	1:02.626	1:43.326	58.289	112.4	7:49.273
3	3:42.491	1:01.459	1:43.862	57.170	113.3	11:31.764
4	3:40.840	1:02.800	1:40.563	57.477	114.2	15:12.604
5	3:41.658	1:00.898	1:41.146	59.614	113.8	18:54.262
6	3:43.652	1:01.730	1:43.484	58.438	112.7	22:37.914
7	3:41.976	1:03.353	1:40.117	58.506	113.6	26:19.890
8	3:39.885	1:02.533	1:39.985	57.367	114.7	29:59.775
9	3:38.439	1:01.269	1:40.733	56.437	115.4	33:38.214
10	6:05.453 **B**	3:45.568	1:30.417	49.468	69.0	39:43.667
11	3:11.315	55.455	1:26.978	48.882	131.8	42:54.982
12	3:07.448	53.164	1:25.577	48.707	134.5	46:02.430
13	3:09.945	53.631	1:27.901	48.413	132.7	49:12.375
14	3:09.007	53.778	1:26.036	49.193	133.4	52:21.382

99 Franck HARDONNIERE — FRA
PORSCHE 993

Lap	Time	Sector 1	Sector 2	Sector 3	Kph	Elapsed
1	3:34.390	1:03.806	1:36.461	54.123	115.6	3:34.390
2	3:23.639	56.893	1:33.707	53.039	123.8	6:58.029
3	3:19.578	56.081	1:31.925	51.572	126.3	10:17.607
4	3:15.912	53.498	1:30.873	51.541	128.7	13:33.519
5	3:14.899	53.691	1:30.247	50.961	129.4	16:48.418
6	3:14.060	53.115	1:30.044	50.901	129.9	20:02.478
7	3:12.597	52.764	1:28.825	51.008	130.9	23:15.075
8	3:11.107	53.436	1:26.922	50.749	131.9	26:26.182
9	5:31.305 **B**	3:12.180	1:28.763	50.362	76.1	31:57.487
10	3:08.135	52.230	1:26.796	49.109	134.0	35:05.622
11	3:07.474	52.106	1:27.283	48.085	134.5	38:13.096
12	3:06.665	52.098	1:25.427	49.140	135.1	41:19.761
13	3:05.066	51.733	1:24.610	48.723	136.2	44:24.827
14	3:09.086	51.282	1:28.771	49.033	133.3	47:33.913
15	3:10.450	54.631	1:27.030	48.789	132.4	50:44.363
16	3:06.278	52.017	1:25.177	49.084	135.4	53:50.641

924 Jérôme SALVA — FRA
PORSCHE 924 S

Lap	Time	Sector 1	Sector 2	Sector 3	Kph	Elapsed
1	3:49.941	1:13.597	1:41.102	55.242	107.7	3:49.941
2	3:26.574	58.769	1:35.024	52.781	122.1	7:16.515
3	3:24.297	59.833	1:32.598	51.866	123.4	10:40.812
4	3:19.836	58.514	1:30.407	50.915	126.2	14:00.648
5	3:20.852	58.692	1:30.255	51.905	125.5	17:21.500
6	3:18.230	57.270	1:30.038	50.922	127.2	20:39.730
7	3:15.327	57.254	1:27.779	50.294	129.1	23:55.057
8	5:46.906 **B**	3:15.089	1:36.222	55.595	72.7	29:41.963
9	3:29.001	59.811	1:34.898	54.292	120.6	33:10.964
10	3:28.105	59.758	1:34.257	54.090	121.2	36:39.069
11	3:30.193	58.547	1:36.691	54.955	120.0	40:09.262
12	3:30.670	59.736	1:36.381	54.553	119.7	43:39.932
13	3:29.715	1:00.057	1:34.502	55.156	120.2	47:09.647
14	3:36.223	1:01.103	1:35.600	59.520	116.6	50:45.870
15	3:33.842	1:01.484	1:36.763	55.595	117.9	54:19.712

951 Alain ABADIE — FRA
PORSCHE 944 Turbo

Lap	Time	Sector 1	Sector 2	Sector 3	Kph	Elapsed
1	3:18.994	57.057	1:32.511	49.426	124.5	3:18.994
2	3:13.088	53.930	1:31.043	48.115	130.6	6:32.082
3	3:08.028	52.972	1:28.031	47.025	134.1	9:40.110
4	3:09.002	52.720	1:28.686	47.596	133.4	12:49.112
5	3:08.119	53.715	1:27.347	47.057	134.0	15:57.231
6	3:07.751	53.284	1:26.896	47.571	134.3	19:04.982
7	3:07.717	52.673	1:27.350	47.694	134.3	22:12.699
8	3:07.668	53.348	1:27.177	47.143	134.4	25:20.367
9	5:31.385 **B**	3:10.763	1:30.731	49.891	76.1	30:51.752
10	3:16.030	56.352	1:29.717	49.961	128.6	34:07.782
11	3:11.554	53.955	1:28.110	49.489	131.6	37:19.336
12	3:13.200	53.737	1:28.996	50.467	130.5	40:32.536
13	3:12.723	53.011	1:29.543	50.169	130.8	43:45.259
14	3:11.330	53.657	1:28.926	48.747	131.8	46:56.589
15	3:09.953	54.352	1:26.945	48.656	132.7	50:06.542
16	3:13.245	51.962	1:28.998	52.285	130.5	53:19.787

ROADBOOK MOTOR CLASSIC
www.spasixhours.com
contact@roadbook.net

Ferdinand Cup

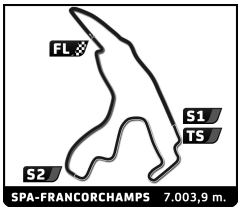

SUPER SPA
6-FERDINAND CUP
Race 1
Weather Report

Air Temperature

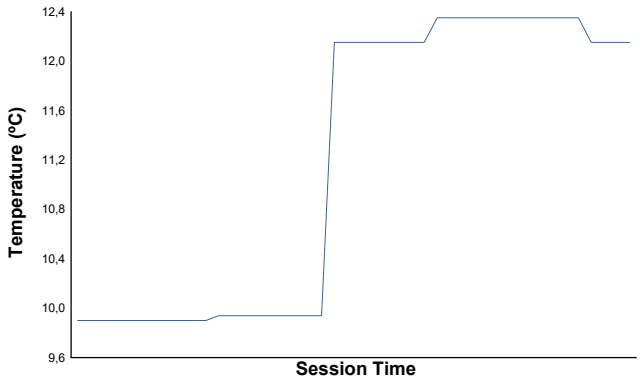

Track Temperature

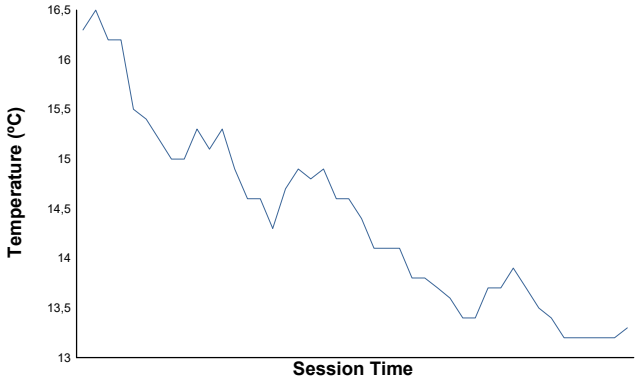

Humidity

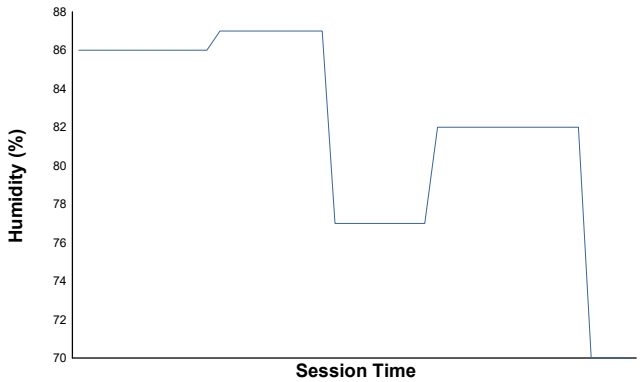

Pressure

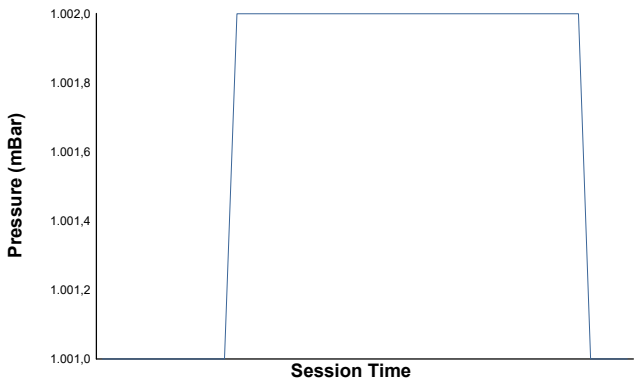

Wind Speed

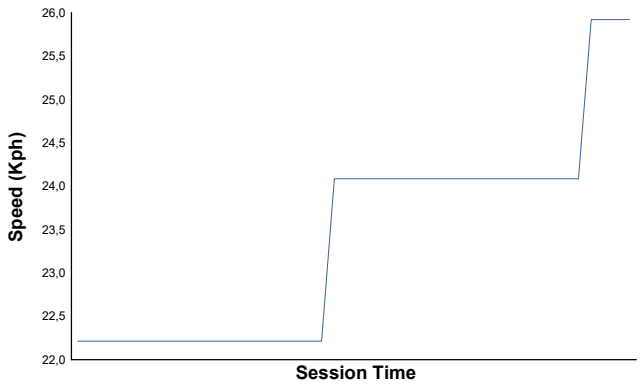

Wind Direction

North=0º/360º East=90º South=180º West=270º

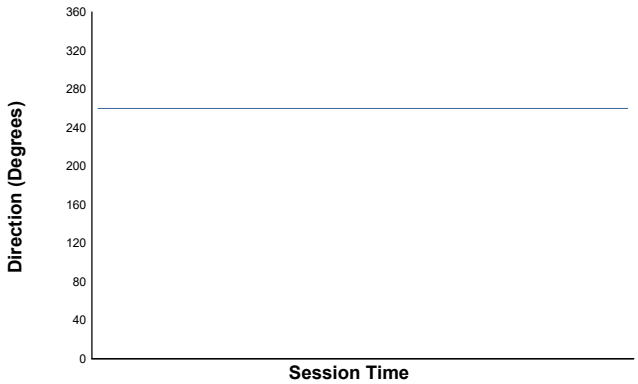

Track Status: **WET**

ROADBOOK MOTOR CLASSIC
www.spasixhours.com
contact@roadbook.net

SUPER SPA

Ferdinand Cup

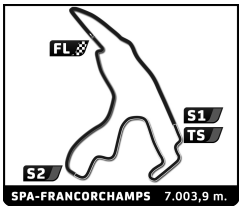

6-FERDINAND CUP
SUPER SPA
Race 2 (1 Hour)

Final Starting Grid

4:08.567 Michel MATHIEU	48	- 15 -	22	Ben GAYER	
3:59.497 Luc DESLAURIER	27	- 14 -	90	Philippe LOUSTAU	4:04.455
3:53.666 Jérôme SALVA	924	- 13 -	69	Laurent LIBFELD	3:57.498
3:50.058 Leonard LICOPS	44	- 12 -	88	Pascal DIDIER	3:50.741
3:46.139 Stéphane DUVERNE	89	- 11 -	35	Romain DUVAL	3:46.952
3:38.579 Bernard KLEIBER	50	- 10 -	33	Jean MICHAUD	3:43.006
3:37.024 Samuel SERRES	75	- 9 -	68	Stéphane SALERNO	3:38.483
3:34.579 Franck HARDONNIERE	99	- 8 -	8	Jean-Thomas DUVAL	3:35.450
3:29.407 Sébastien SERRA	11	- 7 -	56	Cyrille PREVEL	3:32.726
3:28.103 Patrice LACROIX	23	- 6 -	39	Marc GILLET	3:29.113
3:24.334 Michel CARVALHEIRO	76	- 5 -	5	Frédéric RAMOUSSE	3:25.779
3:20.919 Alain ABADIE	951	- 4 -	42	Olivier BOSIO	3:23.842
3:20.116 Didier CLESSE	55	- 3 -	84	Sébastien MATHIEU	3:20.679
3:17.843 Benjamin MOUSSION	36	- 2 -	79	Damien GAULT	3:18.083
3:08.534 Bastien MATHIEU	59	- 1 -	2	Christophe TERRIOU	3:13.666

Pole

Published at: .....

Stewards:			Timekeeper:
Jan DHONDT	Guy DAUBRIE	Peter GEENS	Mario ESTÉBANEZ

ROADBOOK MOTOR CLASSIC
www.spasixhours.com
contact@roadbook.net

SUPER SPA

Ferdinand Cup

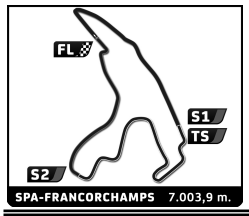

6-FERDINAND CUP

SUPER SPA

Race 2 (1 Hour)

Final Classification

	No	Driver	Nat	Team	Car	Cl.	Laps	Total Time	Gap	Kph	Best Lap Lap	Best Lap Time	Best Lap Kph
1	2	Christophe TERRIOU	FRA		PORSCHE 911	FC1	18	**1:02:10.966**	-	121.5	5	**3:02.902**	137.9
2	59	Bastien MATHIEU	FRA		PORSCHE 996 Cup	FCO	18	**1:02:23.782**	+12.816	121.1	6	**2:59.804**	140.2
3	79	Damien GAULT	FRA		PORSCHE 996 Cup	FCO	18	**1:02:52.678**	+41.712	120.2	16	**2:58.760**	141.1
4	84	Sébastien MATHIEU	FRA		PORSCHE 996 Cup	FCO	18	**1:03:22.081**	+1:11.115	119.3	2	**3:04.893**	136.4
5	42	Olivier BOSIO	FRA		PORSCHE 964	FC1	18	**1:03:26.001**	+1:15.035	119.1	17	**3:06.112**	135.5
6	23	Patrice LACROIX	BEL		PORSCHE 968 CS	FC2	18	**1:04:35.853**	+2:24.887	117.0	16	**3:05.511**	135.9
7	56	Cyrille PREVEL	FRA		PORSCHE 911 3.0 I RS	FC1	18	**1:04:45.796**	+2:34.830	116.7	6	**3:10.705**	132.2
8	55	Didier CLESSE	FRA		PORSCHE 964 RS	FC2	18	**1:05:05.251**	+2:54.285	116.1	13	**3:05.678**	135.8
9	5	Frédéric RAMOUSSE	FRA		PORSCHE 911 2.8 RSR	FC2	17	**1:03:04.714**	1 Lap	113.1	15	**3:15.786**	128.8
10	36	Benjamin MOUSSION	FRA		PORSCHE 964 RSR	FC1	17	**1:03:11.177**	1 Lap	112.9	3	**3:09.170**	133.3
11	75	Samuel SERRES	FRA		PORSCHE 911 SC	FC2	17	**1:03:17.207**	1 Lap	112.8	14	**3:16.691**	128.2
12	11	Sébastien SERRA	FRA		PORSCHE 993 C2	FC1	17	**1:03:17.586**	1 Lap	112.8	5	**3:12.515**	131.0
13	68	Stéphane SALERNO	FRA		PORSCHE 968	FC2	17	**1:03:17.731**	1 Lap	112.8	15	**3:16.966**	128.0
14	99	Franck HARDONNIERE	FRA		PORSCHE 993	FC1	17	**1:03:26.341**	1 Lap	112.5	15	**3:16.671**	128.2
15	35	Romain DUVAL	FRA		PORSCHE 964	FC2	17	**1:04:32.588**	1 Lap	110.6	17	**3:20.870**	125.5
16	39	Marc GILLET	FRA		PORSCHE 911	FC1	17	**1:04:42.070**	1 Lap	110.3	9	**3:15.670**	128.9
17	44	Leonard LICOPS	BEL		PORSCHE 944 Turbo	FC2	17	**1:04:55.459**	1 Lap	109.9	5	**3:19.602**	126.3
18	951	Alain ABADIE	FRA		PORSCHE 944 Turbo	FC2	17	**1:05:04.306**	1 Lap	109.7	17	**3:14.039**	129.9
19	8	Jean-Thomas DUVAL	FRA		PORSCHE 964 C2	FC2	17	**1:05:23.377**	1 Lap	109.1	15	**3:18.135**	127.3
20	50	Bernard KLEIBER	FRA		PORSCHE 993	FC1	16	**1:03:34.894**	2 Laps	105.6	14	**3:32.370**	118.7
21	924	Jérôme SALVA	FRA		PORSCHE 924 S	FC3	16	**1:04:11.611**	2 Laps	104.6	16	**3:32.548**	118.6
22	88	Pascal DIDIER	MCO		PORSCHE 911 SC	FC2	16	**1:04:15.495**	2 Laps	104.5	16	**3:27.683**	121.4
23	33	Jean MICHAUD	FRA		PORSCHE 944 Turbo	FC2	16	**1:05:02.813**	2 Laps	103.3	15	**3:32.107**	118.9
24	89	Stéphane DUVERNE	FRA		PORSCHE 911 3.0 RS	FC2	16	**1:05:33.038**	2 Laps	102.5	11	**3:37.050**	116.2
25	27	Luc DESLAURIER	FRA		PORSCHE 944 S2	FC3	16	**1:05:35.748**	2 Laps	102.4	16	**3:32.053**	118.9
26	69	Laurent LIBFELD	FRA		PORSCHE 944 Turbo	FC2	16	**1:07:30.863**	2 Laps	99.5	4	**3:42.405**	113.4
27	90	Philippe LOUSTAU	FRA		PORSCHE 964	FC2	15	**1:02:47.804**	3 Laps	100.3	15	**3:29.394**	120.4
28	48	Michel MATHIEU	FRA		PORSCHE 964 C2	FC1	7	**29:22.300**	11 Laps	99.9	5	**3:47.457**	110.9
29	76	Michel CARVALHEIRO	FRA		PORSCHE 968 CS	FC2	5	**17:30.909**	13 Laps	119.5	5	**3:16.690**	128.2
30	22	Ben GAYER	FRA		PORSCHE 911 3.2 I	FC3	2	**7:45.272**	16 Laps	107.4	2	**3:42.787**	113.2

Pole Position:		Bastien MATHIEU	**3:08.534**	133.7 Kph
Fastest Lap:	Lap16	Damien GAULT	**2:58.760**	141.1 Kph

CARS #5, #11, #33, #39, #50, #55, #68, #69, #75, #76, #88, #89 & #99- DRIVE THROUGH CONVERTED TO TIME PENALTY OF 24,300 SECONDS - FCY1 PROCEDURE INFRINGEMENT
CARS #5, #8, #11, #23, #27, #33, #35, #39, #42, #44, #48, #50, #55, #56, #68, #69, #75, #84, #89, #90, #99 & #951 - DRIVE THROUGH CONVERTED TO TIME PENALTY OF 24,300 SECONDS - FCY2 PROCEDURE INFRINGEMENT
CAR #79 - TIME PENALTY OF 30 SECONDS - PIT WINDOW INFRINGEMENT

Published at: .....

Track Status: **WET**

Stewards:			**Timekeeper:**
Jan DHONDT	Guy DAUBRIE	Peter GEENS	Mario ESTÉBANEZ

ROADBOOK MOTOR CLASSIC
www.spasixhours.com
contact@roadbook.net

SUPER SPA

Ferdinand Cup

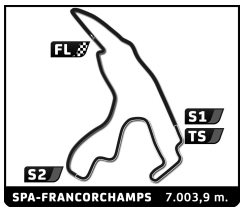

6-FERDINAND CUP
SUPER SPA
Race 2 (1 Hour)

Final Classification by Class

	No	Driver	Nat	Team	Car	Laps	Total Time	Gap	Kph	Best Lap Lap	Best Lap Time	Best Lap Kph
FC1												
1	2	**Christophe TERRIOU**	FRA		PORSCHE 911	18	**1:02:10.966**		121.5	5	**3:02.902**	137.9
2	42	**Olivier BOSIO**	FRA		PORSCHE 964	18	**1:03:26.001**	+1'15.035	119.1	17	**3:06.112**	135.5
3	56	**Cyrille PREVEL**	FRA		PORSCHE 911 3.0 I RS	18	**1:04:45.796**	+2'34.830	116.7	6	**3:10.705**	132.2
4	36	**Benjamin MOUSSION**	FRA		PORSCHE 964 RSR	17	**1:03:11.177**	1 Lap	112.9	3	**3:09.170**	133.3
5	11	**Sébastien SERRA**	FRA		PORSCHE 993 C2	17	**1:03:17.586**	1 Lap	112.8	5	**3:12.515**	131.0
6	99	**Franck HARDONNIERE**	FRA		PORSCHE 993	17	**1:03:26.341**	1 Lap	112.5	15	**3:16.671**	128.2
7	39	**Marc GILLET**	FRA		PORSCHE 911	17	**1:04:42.070**	1 Lap	110.3	9	**3:15.670**	128.9
8	50	**Bernard KLEIBER**	FRA		PORSCHE 993	16	**1:03:34.894**	2 Laps	105.6	14	**3:32.370**	118.7
9	48	**Michel MATHIEU**	FRA		PORSCHE 964 C2	7	**29:22.300**	11 Laps	99.9	5	**3:47.457**	110.9
FC2												
1	23	**Patrice LACROIX**	BEL		PORSCHE 968 CS	18	**1:04:35.853**		117.0	16	**3:05.511**	135.9
2	55	**Didier CLESSE**	FRA		PORSCHE 964 RS	18	**1:05:05.251**	+29.398	116.1	13	**3:05.678**	135.8
3	5	**Frédéric RAMOUSSE**	FRA		PORSCHE 911 2.8 RSR	17	**1:03:04.714**	1 Lap	113.1	15	**3:15.786**	128.8
4	75	**Samuel SERRES**	FRA		PORSCHE 911 SC	17	**1:03:17.207**	1 Lap	112.8	14	**3:16.691**	128.2
5	68	**Stéphane SALERNO**	FRA		PORSCHE 968	17	**1:03:17.731**	1 Lap	112.8	15	**3:16.966**	128.0
6	35	**Romain DUVAL**	FRA		PORSCHE 964	17	**1:04:32.588**	1 Lap	110.6	17	**3:20.870**	125.5
7	44	**Leonard LICOPS**	BEL		PORSCHE 944 Turbo	17	**1:04:55.459**	1 Lap	109.9	5	**3:19.602**	126.3
8	951	**Alain ABADIE**	FRA		PORSCHE 944 Turbo	17	**1:05:04.306**	1 Lap	109.7	17	**3:14.039**	129.9
9	8	**Jean-Thomas DUVAL**	FRA		PORSCHE 964 C2	17	**1:05:23.377**	1 Lap	109.1	15	**3:18.135**	127.3
10	88	**Pascal DIDIER**	MCO		PORSCHE 911 SC	16	**1:04:15.495**	2 Laps	104.5	16	**3:27.683**	121.4
11	33	**Jean MICHAUD**	FRA		PORSCHE 944 Turbo	16	**1:05:02.813**	2 Laps	103.3	15	**3:32.107**	118.9
12	89	**Stéphane DUVERNE**	FRA		PORSCHE 911 3.0 RS	16	**1:05:33.038**	2 Laps	102.5	11	**3:37.050**	116.2
13	69	**Laurent LIBFELD**	FRA		PORSCHE 944 Turbo	16	**1:07:30.863**	2 Laps	99.5	4	**3:42.405**	113.4
14	90	**Philippe LOUSTAU**	FRA		PORSCHE 964	15	**1:02:47.804**	3 Laps	100.3	15	**3:29.394**	120.4
15	76	**Michel CARVALHEIRO**	FRA		PORSCHE 968 CS	5	**17:30.909**	13 Laps	119.5	5	**3:16.690**	128.2
FC3												
1	924	**Jérôme SALVA**	FRA		PORSCHE 924 S	16	**1:04:11.611**		104.6	16	**3:32.548**	118.6
2	27	**Luc DESLAURIER**	FRA		PORSCHE 944 S2	16	**1:05:35.748**	+1'24.137	102.4	16	**3:32.053**	118.9
3	22	**Ben GAYER**	FRA		PORSCHE 911 3.2 I	2	**7:45.272**	14 Laps	107.4	2	**3:42.787**	113.2
FCO												
1	59	**Bastien MATHIEU**	FRA		PORSCHE 996 Cup	18	**1:02:23.782**		121.1	6	**2:59.804**	140.2
2	79	**Damien GAULT**	FRA		PORSCHE 996 Cup	18	**1:02:52.678**	+28.896	120.2	16	**2:58.760**	141.1
3	84	**Sébastien MATHIEU**	FRA		PORSCHE 996 Cup	18	**1:03:22.081**	+58.299	119.3	2	**3:04.893**	136.4

CARS #5, #11, #33, #39, #50, #55, #68, #69, #75, #76, #88, #89 & #99- DRIVE THROUGH CONVERTED TO TIME PENALTY OF 24,300 SECONDS - FCY1 PROCEDURE INFRINGEMENT
CARS #5, #8, #11, #23, #27, #33, #35, #39, #42, #44, #48, #50, #55, #56, #68, #69, #75, #84, #89, #90, #99 & #951 - DRIVE THROUGH CONVERTED TO TIME PENALTY OF 24,300 SECONDS - FCY2 PROCEDURE INFRINGEMENT
CAR #79 - TIME PENALTY OF 30 SECONDS - PIT WINDOW INFRINGEMENT

Track Status: **WET**

Published at: .....

Stewards:
Jan DHONDT Guy DAUBRIE Peter GEENS

Timekeeper:
Mario ESTÉBANEZ

ROADBOOK MOTOR CLASSIC
www.spasixhours.com
contact@roadbook.net

SUPER SPA

Ferdinand Cup

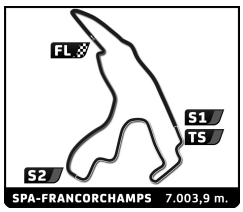

6-FERDINAND CUP

SUPER SPA

Race 2

Lap Chart

No	Pos	Grid	Lap 1	2	3	4	5	6	7	8	9	10	11	12	13	14	15	16	17	18
59	1	59	59	59	59	59	59	59	59	59	79	79	79	79	79	2	2	2	2	2
2	2	2	2	2	79	79	79	79	79	79	59	2	2	2	2	59	59	59	59	79
36	3	36	79	79	2	2	2	2	2	2	42	59	59	59	59	79	79	79	79	59
79	4	79	84	84	84	84	84	84	84	84	39	42	42	42	84	84	84	84	84	84
55	5	55	36	36	36	23	42	42	42	42	55	84	84	84	42	42	42	42	42	42
84	6	84	42	42	42	36	56	56	56	56	68	56	56	56	56	56	56	56	23	23
951	7	951	23	23	23	42	11	11	11	11	2	11	23	23	23	23	23	23	55	55
42	8	42	76	76	56	56	36	36	36	23	84	23	55	55	55	55	55	55	56	56
76	9	76	5	5	76	11	76	23	23	5	11	55	5	5	5	5	5	5	5	
5	10	5	56	56	11	76	23	5	5	39	56	5	75	75	75	75	75	75	75	
23	11	23	39	11	5	5	5	39	39	55	23	36	36	68	68	68	68	68	11	
39	12	39	11	39	39	39	39	55	55	75	36	75	68	36	36	99	99	11	68	
11	13	11	55	55	55	55	55	75	75	99	5	99	99	99	99	11	11	99	99	
56	14	56	75	75	75	75	75	68	68	68	75	68	11	11	11	36	36	36	36	
99	15	99	99	99	68	68	68	99	99	44	99	39	39	39	39	39	39	39	39	
8	16	8	68	68	99	99	99	44	44	36	44	44	44	35	35	35	35	35	35	
75	17	75	44	44	44	44	44	35	35	88	35	35	35	44	44	44	44	44	44	
68	18	68	35	35	35	35	35	951	951	69	951	50	8	8	951	951	951	951	951	
50	19	50	50	50	50	50	951	8	8	35	8	8	50	951	8	8	8	8	8	
33	20	33	951	951	951	951	8	50	50	951	50	951	951	50	50	50	50	50		
89	21	89	8	8	8	8	50	88	88	8	90	924	33	88	88	88	88	88		
35	22	35	89	88	88	88	88	924	924	50	924	33	88	33	33	924	924	924		
44	23	44	88	924	924	924	924	33	33	90	33	90	89	924	924	33	33	33		
88	24	88	924	22	89	33	33	69	69	924	88	88	924	89	89	89	89	89		
924	25	924	22	89	33	69	69	89	89	33	89	89	69	69	69	27	27	27		
69	26	69	33	33	69	89	89	27	27	89	69	69	27	27	27	69	69	69		
27	27	27	27	69	27	27	27	48	48	27	27	27	90	90	90	90	90			
90	28	90	69	27	48	48	48	90	90											
48	29	48	48	48	90	90	90													
22	30	22	90	90																

ROADBOOK
MOTOR CLASSIC

www.spasixhours.com
contact@roadbook.net

SUPER SPA

Ferdinand Cup

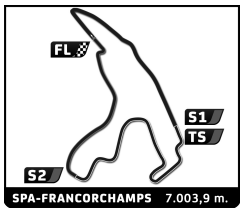

6-FERDINAND CUP
SUPER SPA
Race 2

Best Sector Times

	Sector 1			Sector 2			Sector 3						Ideal	Best	
Pos	No	Driver	Time	No	Driver	Time	No	Driver	Time	Pos	No	Driver	Lap	Lap	
1	59	B.MATHIEU	48.405	79	D.GAULT	1:23.815	79	D.GAULT	45.708	1	79	D.GAULT	2:58.760	2:58.760	(1)
2	79	D.GAULT	49.237	59	B.MATHIEU	1:24.445	59	B.MATHIEU	46.086	2	59	B.MATHIEU	2:58.936	2:59.804	(2)
3	2	C.TERRIOU	49.400	23	P.LACROIX	1:25.781	2	C.TERRIOU	46.567	3	2	C.TERRIOU	3:01.889	3:02.902	(3)
4	84	S.MATHIEU	50.213	2	C.TERRIOU	1:25.922	84	S.MATHIEU	46.636	4	84	S.MATHIEU	3:03.427	3:04.893	(4)
5	55	D.CLESSE	51.187	55	D.CLESSE	1:26.166	23	P.LACROIX	47.057	5	23	P.LACROIX	3:04.554	3:05.511	(5)
6	23	P.LACROIX	51.716	42	O.BOSIO	1:26.309	42	O.BOSIO	47.421	6	55	D.CLESSE	3:04.931	3:05.678	(6)
7	42	O.BOSIO	52.098	84	S.MATHIEU	1:26.578	55	D.CLESSE	47.578	7	42	O.BOSIO	3:05.828	3:06.112	(7)
8	11	S.SERRA	52.225	56	C.PREVEL	1:28.017	951	A.ABADIE	48.262	8	36	B.MOUSSION	3:08.938	3:09.170	(8)
9	36	B.MOUSSION	52.444	36	B.MOUSSION	1:28.116	36	B.MOUSSION	48.378	9	11	S.SERRA	3:09.371	3:12.515	(10)
10	8	J.DUVAL	52.753	11	S.SERRA	1:28.584	11	S.SERRA	48.562	10	56	C.PREVEL	3:09.567	3:10.705	(9)
11	56	C.PREVEL	52.756	39	M.GILLET	1:29.654	56	C.PREVEL	48.794	11	951	A.ABADIE	3:13.976	3:14.039	(11)
12	75	S.SERRES	53.680	951	A.ABADIE	1:31.141	68	S.SALERNO	49.923	12	39	M.GILLET	3:15.453	3:15.670	(12)
13	5	F.RAMOUSSE	53.715	5	F.RAMOUSSE	1:31.257	75	S.SERRES	50.255	13	68	S.SALERNO	3:15.500	3:16.966	(17)
14	99	F.HARDONNIERE	53.790	76	M.CARVALHEIRO	1:31.400	44	L.LICOPS	50.258	14	5	F.RAMOUSSE	3:15.532	3:15.786	(13)
15	39	M.GILLET	53.886	68	S.SALERNO	1:31.579	5	F.RAMOUSSE	50.560	15	76	M.CARVALHEIRO	3:16.001	3:16.690	(15)
16	68	S.SALERNO	53.998	99	F.HARDONNIERE	1:31.591	76	M.CARVALHEIRO	50.569	16	75	S.SERRES	3:16.416	3:16.691	(16)
17	76	M.CARVALHEIRO	54.032	44	L.LICOPS	1:32.104	35	R.DUVAL	50.748	17	99	F.HARDONNIERE	3:16.428	3:16.671	(14)
18	951	A.ABADIE	54.573	75	S.SERRES	1:32.481	99	F.HARDONNIERE	51.047	18	8	J.DUVAL	3:17.238	3:18.135	(18)
19	44	L.LICOPS	55.274	8	J.DUVAL	1:33.339	8	J.DUVAL	51.146	19	44	L.LICOPS	3:17.636	3:19.602	(19)
20	35	R.DUVAL	55.836	35	R.DUVAL	1:33.724	39	M.GILLET	51.913	20	35	R.DUVAL	3:20.308	3:20.870	(20)
21	50	B.KLEIBER	56.454	27	L.DESLAURIER	1:36.952	88	P.DIDIER	53.584	21	88	P.DIDIER	3:27.418	3:27.683	(21)
22	88	P.DIDIER	56.572	924	J.SALVA	1:36.966	90	P.LOUSTAU	53.706	22	90	P.LOUSTAU	3:29.006	3:29.394	(22)
23	89	S.DUVERNE	56.995	88	P.DIDIER	1:37.262	33	J.MICHAUD	53.785	23	924	J.SALVA	3:31.061	3:32.548	(26)
24	90	P.LOUSTAU	57.606	90	P.LOUSTAU	1:37.694	50	B.KLEIBER	54.575	24	27	L.DESLAURIER	3:31.484	3:32.053	(23)
25	33	J.MICHAUD	59.265	33	J.MICHAUD	1:39.057	27	L.DESLAURIER	54.585	25	50	B.KLEIBER	3:31.626	3:32.370	(25)
26	924	J.SALVA	59.469	50	B.KLEIBER	1:40.597	924	J.SALVA	54.626	26	33	J.MICHAUD	3:32.107	3:32.107	(24)
27	69	L.LIBFELD	59.579	89	S.DUVERNE	1:42.306	89	S.DUVERNE	56.016	27	89	S.DUVERNE	3:35.317	3:37.050	(27)
28	27	L.DESLAURIER	59.947	22	B.GAYER	1:44.780	69	L.LIBFELD	56.973	28	69	L.LIBFELD	3:41.985	3:42.405	(28)
29	22	B.GAYER	1:00.297	48	M.MATHIEU	1:45.217	22	B.GAYER	57.710	29	22	B.GAYER	3:42.787	3:42.787	(29)
30	48	M.MATHIEU	1:01.606	69	L.LIBFELD	1:45.433	48	M.MATHIEU	1:00.634	30	48	M.MATHIEU	3:47.457	3:47.457	(30)

ROADBOOK MOTOR CLASSIC
www.spasixhours.com
contact@roadbook.net

SUPER SPA

Ferdinand Cup

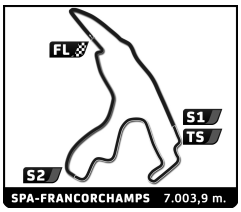

6-FERDINAND CUP
SUPER SPA
Race 2

Best Top Speed

No	Driver	Team	Class	Top 1 Kph	Top 1 Lap	Top 2 Kph	Top 2 Lap	Top 3 Kph	Top 3 Lap	Top 4 Kph	Top 4 Lap	Top 5 Kph	Top 5 Lap	Avg
59	Bastien MATHIEU		FCO	**213.4**	15	210.1	3	208.9	6	207.3	5	204.9	16	208,9
55	Didier CLESSE		FC2	**210.1**	16	209.3	14	201.5	15	201.1	13	200.0	17	204,4
79	Damien GAULT		FCO	**209.7**	13	204.2	16	204.2	15	203.0	18	202.2	17	204,7
76	Michel CARVALHEIRO		FC2	**201.9**	5	196.7	1	194.2	2	192.9	3	84.7	4	174,1
23	Patrice LACROIX		FC2	**200.0**	6	200.0	15	199.6	16	197.8	14	197.1	5	198,9
56	Cyrille PREVEL		FC1	**199.6**	6	198.5	3	193.5	18	191.2	10	187.2	2	194,0
36	Benjamin MOUSSION		FC1	**197.1**	14	194.6	5	191.8	17	191.2	16	190.1	15	193,0
5	Frédéric RAMOUSSE		FC2	**194.9**	17	193.9	16	184.9	15	184.3	9	184.0	14	188,4
42	Olivier BOSIO		FC1	**194.6**	5	193.5	16	191.5	2	190.5	3	187.2	15	191,5
11	Sébastien SERRA		FC1	**192.5**	11	189.1	9	184.0	16	181.5	6	180.6	15	185,5
50	Bernard KLEIBER		FC1	**192.5**	15	190.5	10	189.1	14	184.0	6	184.0	4	188,0
84	Sébastien MATHIEU		FCO	**192.5**	18	187.2	10	186.2	13	184.9	11	184.6	15	187,1
2	Christophe TERRIOU		FC1	**191.5**	17	188.8	11	183.4	16	181.8	10	179.7	2	185,0
39	Marc GILLET		FC1	**189.8**	3	188.5	2	188.2	9	182.4	5	168.7	16	183,5
68	Stéphane SALERNO		FC2	**189.5**	12	183.4	16	180.9	13	180.0	15	180.0	11	182,8
75	Samuel SERRES		FC2	**189.5**	14	185.9	13	184.6	16	179.1	6	178.5	10	183,5
99	Franck HARDONNIERE		FC1	**189.1**	12	176.8	14	174.8	16	173.6	5	173.1	6	177,5
90	Philippe LOUSTAU		FC2	**186.9**	13	182.7	14	181.2	15	167.7	11	157.0	5	175,1
35	Romain DUVAL		FC2	**181.5**	17	181.2	4	179.7	11	179.1	15	175.0	10	179,3
44	Leonard LICOPS		FC2	**180.0**	6	172.0	2	170.1	3	168.0	17	164.9	14	171,0
8	Jean-Thomas DUVAL		FC2	**178.2**	15	176.5	17	172.5	11	171.7	9	171.4	14	174,1
88	Pascal DIDIER		FC2	**174.2**	16	161.7	11	159.8	12	158.4	8	157.2	5	162,3
951	Alain ABADIE		FC2	**172.8**	17	171.2	9	169.5	6	167.2	15	166.7	16	169,5
924	Jérôme SALVA		FC3	**169.0**	12	164.6	5	163.4	15	162.9	13	162.4	8	164,5
89	Stéphane DUVERNE		FC2	**168.2**	12	165.9	11	162.9	3	161.9	4	159.8	10	163,7
33	Jean MICHAUD		FC2	**168.0**	15	167.4	5	166.4	9	165.4	1	163.4	14	166,1
27	Luc DESLAURIER		FC3	**159.5**	14	157.9	6	156.5	4	156.1	5	152.8	16	156,6
69	Laurent LIBFELD		FC2	**151.7**	3	151.7	5	149.6	6	146.5	12	146.3	15	149,2
48	Michel MATHIEU		FC1	**145.7**	3	144.0	2	143.8	5	141.2	1	135.0	4	141,9
22	Ben GAYER		FC3	**143.6**	2	138.6	1							141,1

ROADBOOK MOTOR CLASSIC
www.spasixhours.com
contact@roadbook.net

Ferdinand Cup

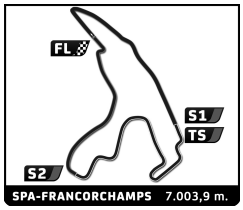

6-FERDINAND CUP

SUPER SPA

Race 2

Fastest Lap Sequence

Elapsed	No	Driver	Team	Car	Class	Time	Kph	Lap
6:06.391	59	Bastien MATHIEU		PORSCHE 996 Cup	FCO	**3:02.313**	138.3	2
9:07.326	59	Bastien MATHIEU		PORSCHE 996 Cup	FCO	**3:00.935**	139.4	3
15:56.359	59	Bastien MATHIEU		PORSCHE 996 Cup	FCO	**3:00.574**	139.6	5
18:56.163	59	Bastien MATHIEU		PORSCHE 996 Cup	FCO	**2:59.804**	140.2	6
56:20.243	79	Damien GAULT		PORSCHE 996 Cup	FCO	**2:58.760**	141.1	16

ROADBOOK
MOTOR CLASSIC

www.spasixhours.com
contact@roadbook.net

SUPER SPA

Ferdinand Cup

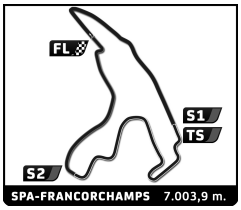

6-FERDINAND CUP
SUPER SPA
Race 2

Analysis by lap

Lapped

Lap 1

No	Lap Time	Gap
59	3:04.078	0.000
2	3:07.392	3.314
79	3:07.866	3.788
84	3:12.907	8.829
36	3:15.276	11.198
42	3:16.341	12.263
23	3:19.236	15.158
76	3:22.467	18.389
5	3:23.820	19.742
56	3:25.334	21.256
39	3:27.066	22.988
11	3:27.816	23.738
55	3:29.682	25.604
75	3:32.460	28.382
99	3:37.910	33.832
68	3:38.770	34.692
44	3:43.054	38.976
35	3:48.731	44.653
50	3:51.826	47.748
951	3:56.338	52.260
8	3:57.237	53.159
89	3:58.573	54.495
88	3:59.887	55.809
924	4:01.005	56.927
22	4:02.485	58.407
33	4:06.420	1:02.342
27	4:10.302	1:06.224
69	4:12.093	1:08.015
48	4:14.170	1:10.092
90	4:21.998	1:17.920

Lap 2

No	Lap Time	Gap
59	3:02.313	
2	3:03.435	4.436
79	3:03.428	4.903
84	3:04.893	11.409
36	3:10.416	19.301
42	3:11.134	21.084
23	3:09.351	22.196
76	3:19.051	35.127
5	3:18.162	35.591
56	3:17.073	36.016
11	3:16.225	37.650
39	3:17.743	38.418
55	3:20.305	43.596
75	3:21.550	47.619
99	3:26.955	58.474
68	3:26.741	59.120
44	3:25.000	1:01.663
35	3:27.218	1:09.558
50	3:33.090	1:18.525
951	3:32.803	1:22.750
8	3:35.690	1:26.536
88	3:41.248	1:34.744
924	3:40.732	1:35.346
22	3:42.787	1:38.881
89	3:50.027	1:42.209
33	3:44.967	1:44.996
69	3:46.775	1:52.477
27	3:50.330	1:54.241
48	3:54.564	2:02.343
90	3:57.312	2:12.919

Lap 3

No	Lap Time	Gap
59	3:00.935	
79	3:02.885	6.853
2	3:04.367	7.868
84	3:04.942	15.416
36	3:09.170	27.536
42	3:08.259	28.408
23	3:08.025	29.286
56	3:13.534	48.615
76	3:18.439	52.631
11	3:16.896	53.611
5	3:19.794	54.450
39	3:18.207	55.690
55	3:18.214	1:00.875
75	3:23.883	1:10.567
68	3:21.862	1:20.047
99	3:26.381	1:23.920
44	3:24.909	1:25.637
35	3:33.021	1:41.644
50	3:43.435	2:01.025
951	3:44.257	2:06.072
8	3:41.089	2:06.690
88	3:50.411	2:24.220
924	3:50.678	2:25.089
89	3:48.650	2:29.924
33	3:48.710	2:32.771
69	3:47.782	2:39.324
27	3:54.178	2:47.484
48	4:10.037	3:11.445
90	4:16.316	3:28.300

Lap 4

No	Lap Time	Gap
59	3:48.459	
79	3:42.099	0.493
2	3:42.630	2.039
84	3:36.930	3.887
23	4:07.467	48.294
36	4:10.613	49.690
42	4:10.658	50.607
56	3:51.990	52.146
11	3:47.846	52.998
76	3:49.962	54.134
5	3:48.851	54.842
39	3:48.619	55.850
55	3:45.597	58.013
75	3:39.355	1:01.463
68	3:33.826	1:05.414
99	3:36.683	1:12.144
44	3:36.069	1:13.247
35	3:58.356	1:51.541
50	3:43.672	1:56.238
951	3:40.762	1:58.375
8	3:42.147	2:00.378
88	3:44.628	2:20.389
924	3:45.274	2:21.904
33	3:44.463	2:28.775
69	3:42.405	2:33.270
89	3:53.636	2:35.101
27	3:50.160	2:49.185

Lap 5

No	Lap Time	Gap
59	3:00.574	
79	3:00.966	0.885
2	3:02.902	4.367
84	3:05.548	8.861
48	3:56.563	1 Lap
90	3:55.369	1 Lap
42	3:11.467	1:01.500
56	3:12.473	1:04.045
11	3:12.515	1:04.939
36	3:15.846	1:04.962
76	3:16.690	1:10.250
23	3:23.061	1:10.781
5	3:17.793	1:12.061
39	3:18.064	1:13.340
55	3:19.394	1:16.833
75	3:21.971	1:22.860
68	3:21.405	1:26.245
99	3:19.559	1:31.129
44	3:19.602	1:32.275
35	3:25.374	2:16.341
951	3:27.064	2:24.865
8	3:26.793	2:26.597
50	3:35.696	2:31.360
88	3:35.500	2:55.315
924	3:36.655	2:57.985

Lap 6

No	Lap Time	Gap
59	2:59.804	
79	3:01.046	2.127
33	3:39.089	1 Lap
2	3:03.306	7.869
69	3:43.815	1 Lap
84	3:09.381	18.438
89	3:43.795	1 Lap
27	3:45.562	1 Lap
48	3:47.457	1 Lap
42	3:09.654	1:11.350
56	3:10.705	1:14.946
11	3:12.922	1:18.057
36	3:14.876	1:20.034
90	3:55.735	1 Lap
23	3:22.399	1:33.376
5	3:22.018	1:34.275
39	3:22.015	1:35.551
55	3:21.740	1:38.769
75	3:29.390	1:52.446
68	3:27.489	1:53.930
99	3:30.770	2:02.095
44	3:32.662	2:05.133
35	4:01.139	3:17.676
951	3:55.165	3:20.226
8	3:54.100	3:20.893
50	3:51.194	3:22.750

Lap 7

No	Lap Time	Gap
59	4:20.078	
79	4:18.376	0.425
88	4:26.164	1 Lap
2	4:14.255	2.046
924	4:25.992	1 Lap
33	4:18.320	1 Lap
84	4:08.513	6.873
69	4:14.704	1 Lap
89	4:13.563	1 Lap
27	3:58.443	1 Lap
48	4:18.291	1 Lap
42	4:14.126	1:05.398
56	4:11.142	1:06.010
11	4:08.732	1:06.711
36	5:21.503	2:21.459
90	5:14.496	1 Lap
23	5:12.297	2:25.595
5	5:11.940	2:26.137
39	5:11.179	2:26.652
55	5:08.895	2:27.586
75	4:56.149	2:28.517
68	4:55.547	2:29.399
99	4:48.492	2:30.509
44	4:47.427	2:32.482
35	4:47.195	3:44.793
951	5:00.969	4:01.117
8	5:02.874	4:03.689
50	5:04.019	4:06.691

Lap 8

No	Lap Time	Gap
59	5:24.619	
79	5:24.618	0.424
88	5:25.172	1 Lap
2	5:25.220	2.647
924	5:24.174	1 Lap
33	5:23.696	1 Lap
84	5:23.270	5.524
69	5:23.365	1 Lap
89	5:23.239	1 Lap
27	5:23.118	1 Lap
48	4:36.918	1 Lap
42	4:36.975	17.754
56	4:36.822	18.213
11	4:37.261	19.353
23	4:19.772	1:20.748
5	4:20.654	1:22.172
39	4:20.896	1:22.929
55	4:20.792	1:23.759
75	4:21.411	1:25.309
99	4:20.237	1:26.127
68	4:22.000	1:26.780
44	4:19.587	1:27.450
90	4:33.078	1 Lap
36	6:16.957	3:13.797

Lap 9

No	Lap Time	Gap
79	3:17.450	
59	3:18.405	0.531
42	3:16.516	16.396
88	3:55.353	1 Lap
69	3:55.037	1 Lap
35	5:50.844	1 Lap
39	3:15.670	1:20.725
951	6:03.117	1 Lap
55	3:20.054	1:25.939
68	3:22.184	1:31.090
8	6:13.722	1 Lap
50	6:21.454	1 Lap
2	5:19.733	2:04.506
90	3:56.897	1 Lap
84	5:42.627	2:30.277
11	5:32.959	2:34.438
924	5:48.689	1 Lap
56	5:34.742	2:35.081
33	5:53.670	1 Lap
89	6:09.244	1 Lap

Lap 10

No	Lap Time	Gap
79	3:02.250	
23	5:18.378	1 Lap
36	3:29.303	1 Lap
5	5:26.409	1 Lap
75	5:26.845	1 Lap
27	6:41.556	2 Laps
99	5:29.925	1 Lap
44	5:58.356	1 Lap
35	3:28.876	1 Lap
951	3:28.171	1 Lap
8	3:27.555	1 Lap
2	3:05.981	2:08.237
50	3:40.315	1 Lap
59	5:25.948	2:24.229
42	5:21.630	2:35.776
84	3:09.101	2:37.128
56	3:13.108	2:45.939
11	3:19.241	2:51.429

Lap 11

No	Lap Time	Gap
79	3:02.736	
90	3:57.874	2 Laps

ROADBOOK MOTOR CLASSIC
www.spasixhours.com
contact@roadbook.net

SUPER SPA

Ferdinand Cup

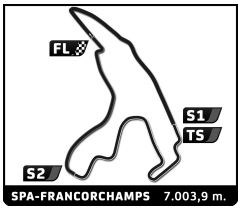

6-FERDINAND CUP
SUPER SPA
Race 2

Analysis by lap

Lapped

No	Lap Time	Gap
924	3:36.523	2 Laps
33	3:36.765	2 Laps
23	3:11.481	1 Lap
88	5:59.152	2 Laps
89	3:42.408	2 Laps
55	5:21.646	1 Lap
5	3:19.794	1 Lap
36	3:27.614	1 Lap
69	6:07.532	2 Laps
75	3:21.296	1 Lap
99	3:20.138	1 Lap
68	5:29.925	1 Lap
39	5:40.419	1 Lap
27	3:34.675	2 Laps
44	3:29.039	1 Lap
35	3:26.622	1 Lap
2	3:06.181	2:11.682
59	3:03.071	2:24.564
42	3:07.941	2:40.981
84	3:08.733	2:43.125
50	3:38.061	1 Lap
8	4:02.419	1 Lap
56	3:18.081	3:01.284
951	4:46.865	1 Lap
23	3:53.535	4:21.282
924	4:17.155	1 Lap
33	4:11.566	1 Lap
55	3:42.080	4:24.679
5	3:42.062	4:27.577
90	4:22.270	1 Lap
88	3:57.923	1 Lap
75	3:41.519	4:32.109
36	3:46.884	4:34.738
68	3:39.789	4:35.818
99	3:43.740	4:37.070
89	3:59.271	1 Lap
11	4:52.324	4:41.017
39	3:56.611	4:52.769
69	4:09.903	1 Lap
27	4:06.856	1 Lap

Lap 12

No	Lap Time	Gap
79	5:21.847	
44	3:55.653	1 Lap
35	3:47.704	1 Lap
2	3:22.480	12.315
59	3:39.786	42.503
42	3:29.952	49.086
84	3:29.619	50.897
8	3:49.696	1 Lap
50	3:50.624	1 Lap
951	3:24.245	1 Lap
56	3:56.088	1:35.525
23	3:09.025	2:08.460
55	3:07.685	2:10.517
5	3:18.436	2:24.166
75	3:20.350	2:30.612
68	3:20.082	2:34.053
36	3:24.318	2:37.209
99	3:24.603	2:39.826
33	3:43.472	1 Lap
11	3:28.336	2:47.506
88	3:40.828	1 Lap
89	3:37.050	1 Lap
924	3:56.776	1 Lap

Lap 13

No	Lap Time	Gap
79	3:04.304	
39	3:37.983	1 Lap
2	3:05.891	13.902
69	3:52.171	2 Laps
35	3:27.434	1 Lap
59	3:04.129	42.328
84	3:05.605	52.198
42	3:09.683	54.465
27	4:09.258	2 Laps
44	4:05.099	1 Lap
90	5:42.105	2 Laps
8	3:21.358	1 Lap
56	3:13.729	1:44.950
951	3:18.375	1 Lap
50	3:36.379	1 Lap
23	3:06.819	2:10.975
55	3:05.678	2:11.891
5	3:17.810	2:37.672
75	3:16.811	2:43.119
68	3:17.083	2:46.832
36	3:21.552	2:54.457
99	3:19.825	2:55.347
11	3:18.982	3:02.184
88	3:31.020	1 Lap

Lap 14

No	Lap Time	Gap
2	3:07.533	
33	3:41.454	2 Laps
924	3:33.036	2 Laps
89	3:41.800	2 Laps
39	3:28.398	1 Lap
59	3:02.387	23.280
79	3:49.876	28.441
84	3:06.253	37.016
42	3:07.332	40.362
35	3:31.304	1 Lap
69	3:49.662	2 Laps
27	3:35.640	2 Laps
44	3:24.827	1 Lap
56	3:13.460	1:36.975
951	3:18.960	1 Lap
8	3:27.369	1 Lap
23	3:07.008	1:56.548
55	3:07.988	1:58.444
90	3:37.747	2 Laps
50	3:33.341	1 Lap
5	3:16.473	2:32.710
75	3:16.691	2:38.375
68	3:18.521	2:43.918
99	3:19.089	2:53.001
11	3:16.136	2:56.885
36	3:30.272	3:03.294

Lap 15

No	Lap Time	Gap
2	3:04.662	
88	3:30.683	2 Laps
59	3:03.668	22.286
79	3:01.736	25.515
33	3:38.415	2 Laps
924	3:34.948	2 Laps
39	3:30.517	1 Lap
84	3:06.631	38.985
42	3:07.810	43.510
89	3:40.215	2 Laps
35	3:26.293	1 Lap
44	3:25.571	1 Lap
69	3:46.022	2 Laps
27	3:32.238	2 Laps
56	3:15.249	1:47.562
23	3:05.707	1:57.593
951	3:17.106	1 Lap
55	3:05.825	1:59.607
8	3:20.326	1 Lap
90	3:33.016	2 Laps
50	3:32.370	1 Lap
5	3:15.786	2:43.834
75	3:20.286	2:53.999
68	3:16.966	2:56.222

Lap 16

No	Lap Time	Gap
2	3:04.540	
99	3:16.671	1 Lap
11	3:14.096	1 Lap
59	3:00.711	18.457
36	3:24.558	1 Lap
79	2:58.760	19.735
84	3:09.562	44.007
42	3:08.390	47.360
88	3:33.940	2 Laps
39	3:29.115	1 Lap
924	3:34.395	2 Laps
33	3:37.618	2 Laps
89	3:39.932	2 Laps
35	3:24.029	1 Lap
44	3:22.546	1 Lap
56	3:14.119	1:57.141
23	3:05.511	1:58.564
55	3:07.008	2:02.075
27	3:33.567	2 Laps
951	3:16.246	1 Lap
69	3:47.849	2 Laps
8	3:18.135	1 Lap
90	3:29.897	2 Laps
5	3:18.225	2:57.519

Lap 17

No	Lap Time	Gap
2	3:04.894	
75	3:19.158	1 Lap
68	3:17.082	1 Lap
50	3:34.730	2 Laps
11	3:12.734	1 Lap
99	3:18.775	1 Lap
59	3:01.130	14.693
79	2:59.900	14.741
36	3:25.266	1 Lap
84	3:07.354	46.467
42	3:06.112	48.578
88	3:31.603	2 Laps
39	3:25.830	1 Lap
924	3:33.031	2 Laps
33	3:32.107	2 Laps
35	3:23.278	1 Lap
89	3:39.248	2 Laps
23	3:06.420	2:00.090
55	3:06.619	2:03.800
56	3:12.605	2:04.852
44	3:21.892	1 Lap
951	3:15.524	1 Lap
27	3:33.512	2 Laps
8	3:20.035	1 Lap
69	3:47.528	2 Laps

Lap 18

No	Lap Time	Gap
2	3:05.564	
5	3:18.087	1 Lap
79	3:02.535	11.712
90	3:29.394	3 Laps
59	3:03.687	12.816
75	3:19.482	1 Lap
11	3:13.965	1 Lap
68	3:19.859	1 Lap
99	3:17.988	1 Lap
50	3:36.088	2 Laps
84	3:05.912	46.815
42	3:07.721	50.735
36	3:26.753	1 Lap
88	3:27.683	2 Laps
39	3:25.138	1 Lap
35	3:20.870	1 Lap
23	3:06.061	2:00.587
924	3:32.548	2 Laps
33	3:33.481	2 Laps
55	3:07.449	2:05.685
56	3:11.242	2:10.530
44	3:19.866	1 Lap
951	3:14.039	1 Lap
89	3:43.787	2 Laps
8	3:18.532	1 Lap
27	3:32.053	2 Laps
69	4:35.620	2 Laps

ROADBOOK MOTOR CLASSIC
www.spasixhours.com
contact@roadbook.net

SUPER SPA

Ferdinand Cup

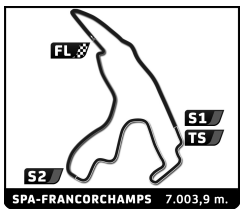

6-FERDINAND CUP
SUPER SPA
Race 2

Sector Analysis

__ Invalidated Lap Personal Best Session Best **B** Crossing the pit lane

2 Christophe TERRIOU — FRA — PORSCHE 911

Lap	Time	Sector 1	Sector 2	Sector 3	Kph	Elapsed
1	3:07.392	52.050	1:27.817	47.525	132.2	3:07.392
2	3:03.435	50.781	1:25.974	46.680	137.5	6:10.827
3	3:04.367	49.842	1:27.958	46.567	136.8	9:15.194
4	3:42.630	51.368	2:00.298	50.964	113.3	12:57.824
5	3:02.902	49.974	1:26.206	46.722	137.9	16:00.726
6	3:03.306	49.400	1:26.349	47.557	137.6	19:04.032
7	4:14.255	49.808	1:57.865	1:26.582	99.2	23:18.287
8	5:25.220	1:43.948	2:14.085	1:27.187	77.5	28:43.507
9	5:19.733 B	3:04.875	1:25.922	48.936	78.9	34:03.240
10	3:05.981	50.657	1:28.003	47.321	135.6	37:09.221
11	3:06.181	50.136	1:28.924	47.121	135.4	40:15.402
12	3:22.480	59.900	1:35.040	47.540	124.5	43:37.882
13	3:05.891	51.016	1:27.745	47.130	135.6	46:43.773
14	3:07.533	49.852	1:29.632	48.049	134.5	49:51.306
15	3:04.662	50.597	1:27.110	46.955	136.5	52:55.968
16	3:04.540	50.412	1:26.698	47.430	136.6	56:00.508
17	3:04.894	49.720	1:27.770	47.404	136.4	59:05.402
18	3:05.564	49.750	1:28.877	46.937	135.9	1:02:10.966

5 Frédéric RAMOUSSE — FRA — PORSCHE 911 2.8 RSR

Lap	Time	Sector 1	Sector 2	Sector 3	Kph	Elapsed
1	3:23.820	59.821	1:32.457	51.542	121.6	3:23.820
2	3:18.162	54.952	1:32.288	50.922	127.2	6:41.982
3	3:19.794	55.124	1:32.833	51.837	126.2	10:01.776
4	3:48.851	1:14.274	1:43.269	51.308	110.2	13:50.627
5	3:17.793	54.573	1:31.875	51.345	127.5	17:08.420
6	3:22.018	54.205	1:31.257	56.556	124.8	20:30.438
7	5:11.940	1:27.896	2:14.291	1:29.753	80.8	25:42.378
8	4:20.654	1:22.992	2:02.187	55.475	96.7	30:03.032
9	5:26.409 B	3:02.053	1:33.207	51.149	77.2	35:29.441
10	3:19.794	55.143	1:32.993	51.658	126.2	38:49.235
11	3:42.062	54.756	1:37.950	1:09.356	113.5	42:31.297
12	3:18.436	54.443	1:33.144	50.849	127.1	45:49.733
13	3:17.810	54.342	1:32.484	50.984	127.5	49:07.543
14	3:16.473	54.112	1:31.801	50.560	128.3	52:24.016
15	3:15.786	53.765	1:31.300	50.721	128.8	55:39.802
16	3:18.225	54.628	1:32.820	50.777	127.2	58:58.027
17	3:18.087	53.715	1:33.428	50.944	127.3	1:02:16.114

8 Jean-Thomas DUVAL — FRA — PORSCHE 964 C2

Lap	Time	Sector 1	Sector 2	Sector 3	Kph	Elapsed
1	3:57.237	1:10.780	1:48.962	57.495	104.4	3:57.237
2	3:35.690	1:00.836	1:40.152	54.702	116.9	7:32.927
3	3:41.089	56.300	1:38.516	1:06.273	114.0	11:14.016
4	3:42.147	1:11.186	1:37.385	53.576	113.5	14:56.163
5	3:26.793	55.746	1:38.466	52.581	121.9	18:22.956
6	3:54.100	55.493	1:48.448	1:10.159	107.7	22:17.056
7	5:02.874 B	1:27.451	2:07.260	1:28.163	83.2	27:19.930
8	6:13.722	3:38.670	1:39.811	55.241	67.5	33:33.652
9	3:27.555	55.568	1:37.270	54.717	121.5	37:01.207
10	4:02.419 B	1:27.713	1:38.145	56.561	104.0	41:03.626
11	3:49.696	1:22.295	1:35.167	52.234	109.8	44:53.322
12	3:21.358	54.279	1:35.013	52.066	125.2	48:14.680
13	3:27.369	57.161	1:37.937	52.271	121.6	51:42.049
14	3:20.326	53.010	1:36.109	51.207	125.9	55:02.375
15	3:18.135	52.753	1:33.596	51.786	127.3	58:20.510
16	3:20.035	54.940	1:33.339	51.756	126.0	1:01:40.545
17	3:18.532	53.558	1:33.828	51.146	127.0	1:04:59.077

11 Sébastien SERRA — FRA — PORSCHE 993 C2

Lap	Time	Sector 1	Sector 2	Sector 3	Kph	Elapsed
1	3:27.816	1:04.557	1:31.533	51.726	119.2	3:27.816
2	3:16.225	54.960	1:30.788	50.477	128.5	6:44.041
3	3:16.896	53.409	1:31.939	51.548	128.1	10:00.937
4	3:47.846	1:14.360	1:43.033	50.453	110.7	13:48.783
5	3:12.515	54.087	1:28.584	49.844	131.0	17:01.298
6	3:12.922	53.227	1:28.600	51.095	130.7	20:14.220
7	4:08.732	1:07.603	1:55.598	1:05.531	101.4	24:22.952
8	4:37.261	1:12.097	2:03.407	1:21.757	90.9	29:00.213
9	5:32.959 B	3:11.978	1:29.913	51.068	75.7	34:33.172
10	3:19.241	1:00.678	1:30.001	48.562	126.6	37:52.413
11	4:52.324	52.391	3:00.937	58.996	86.3	42:44.737
12	3:28.336	58.806	1:36.240	53.290	121.0	46:13.073
13	3:18.982	55.948	1:32.339	50.695	126.7	49:32.055
14	3:16.136	53.265	1:32.164	50.707	128.6	52:48.191
15	3:14.096	53.753	1:29.427	50.916	129.9	56:02.287
16	3:12.734	52.612	1:30.398	49.724	130.8	59:15.021
17	3:13.965	52.225	1:31.619	50.121	130.0	1:02:28.986

22 Ben GAYER — FRA — PORSCHE 911 3.2 l

Lap	Time	Sector 1	Sector 2	Sector 3	Kph	Elapsed
1	4:02.485	1:18.792	1:44.943	58.750	102.2	4:02.485
2	3:42.787	1:00.297	1:44.780	57.710	113.2	7:45.272

23 Patrice LACROIX — BEL — PORSCHE 968 CS

Lap	Time	Sector 1	Sector 2	Sector 3	Kph	Elapsed
1	3:19.236	59.710	1:30.286	49.240	124.3	3:19.236
2	3:09.351	53.198	1:27.189	48.964	133.2	6:28.587
3	3:08.025	52.221	1:27.386	48.418	134.1	9:36.612
4	4:07.467	1:31.643	1:46.783	49.041	101.9	13:44.079
5	3:23.061	1:08.257	1:26.042	48.762	124.2	17:07.140
6	3:22.399	53.510	1:34.037	54.852	124.6	20:29.539
7	5:12.297	1:28.048	2:14.426	1:29.823	80.7	25:41.836
8	4:19.772	1:22.951	2:02.221	54.600	97.1	30:01.608
9	5:18.378 B	2:59.117	1:29.777	49.484	79.2	35:19.986
10	3:11.481	53.217	1:28.974	49.290	131.7	38:31.467
11	3:53.535	52.954	1:35.402	1:25.179	108.0	42:25.002
12	3:09.025	53.829	1:27.694	47.502	133.4	45:34.027
13	3:06.819	52.506	1:26.731	47.582	135.0	48:40.846
14	3:07.008	52.143	1:27.617	47.248	134.8	51:47.854
15	3:05.707	51.846	1:26.614	47.247	135.8	54:53.561
16	3:05.511	52.438	1:25.781	47.292	135.9	57:59.072
17	3:06.420	51.716	1:26.937	47.767	135.3	1:01:05.492
18	3:06.061	52.987	1:26.017	47.057	135.5	1:04:11.553

27 Luc DESLAURIER — FRA — PORSCHE 944 S2

Lap	Time	Sector 1	Sector 2	Sector 3	Kph	Elapsed
1	4:10.302	1:18.861	1:51.104	1:00.337	99.0	4:10.302
2	3:50.330	1:03.086	1:46.526	1:00.718	109.5	8:00.632
3	3:54.178	1:02.630	1:49.813	1:01.735	107.7	11:54.810
4	3:50.160	1:02.957	1:46.804	1:00.399	109.6	15:44.970

ROADBOOK MOTOR CLASSIC
www.spasixhours.com
contact@roadbook.net

SUPER SPA

Ferdinand Cup

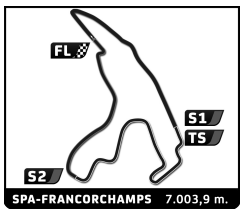

6-FERDINAND CUP
SUPER SPA
Race 2

Sector Analysis

__ Invalidated Lap Personal Best Session Best **B** Crossing the pit lane

Lap	Time	Sector 1	Sector 2	Sector 3	Kph	Elapsed
5	3:45.562	1:01.355	1:44.935	59.272	111.8	19:30.532
6	3:58.443	1:02.352	1:49.231	1:06.860	105.7	23:28.975
7	5:23.118	1:41.146	2:18.545	1:23.427	78.0	28:52.093
8	6:41.556 B	3:58.339	1:44.465	58.752	62.8	35:33.649
9	3:34.675	1:01.895	1:37.711	55.069	117.5	39:08.324
10	4:06.856	1:04.384	2:04.283	58.189	102.1	43:15.180
11	4:09.258 B	1:30.357	1:41.757	57.144	101.2	47:24.438
12	3:35.640	1:00.984	1:40.071	54.585	116.9	51:00.078
13	3:32.238	59.947	1:37.632	54.659	118.8	54:32.316
14	3:33.567	1:00.615	1:37.899	55.053	118.1	58:05.883
15	3:33.512	1:00.906	1:37.305	55.301	118.1	1:01:39.395
16	3:32.053	1:00.134	1:36.952	54.967	118.9	1:05:11.448

33 Jean MICHAUD — FRA
PORSCHE 944 Turbo

Lap	Time	Sector 1	Sector 2	Sector 3	Kph	Elapsed
1	4:06.420	1:09.637	1:58.578	58.205	100.5	4:06.420
2	3:44.967	1:01.901	1:45.521	57.545	112.1	7:51.387
3	3:48.710	1:01.295	1:46.214	1:01.201	110.2	11:40.097
4	3:44.463	1:02.730	1:44.531	57.202	112.3	15:24.560
5	3:39.089	59.527	1:42.792	56.770	115.1	19:03.649
6	4:18.320	1:00.677	1:50.726	1:26.917	97.6	23:21.969
7	5:23.696	1:42.837	2:15.240	1:25.619	77.9	28:45.665
8	5:53.670 B	3:12.506	1:43.427	57.737	71.3	34:39.335
9	3:36.765	59.634	1:41.594	55.537	116.3	38:16.100
10	4:11.566	59.793	1:43.383	1:28.390	100.2	42:27.666
11	3:43.472	1:00.228	1:46.968	56.276	112.8	46:11.138
12	3:41.454	1:00.699	1:42.568	58.187	113.9	49:52.592
13	3:38.415	1:00.065	1:42.430	55.920	115.4	53:31.007
14	3:37.618	1:00.731	1:42.165	54.722	115.9	57:08.625
15	3:32.107	59.265	1:39.057	53.785	118.9	1:00:40.732
16	3:33.481	59.560	1:39.890	54.031	118.1	1:04:14.213

35 Romain DUVAL — FRA
PORSCHE 964

Lap	Time	Sector 1	Sector 2	Sector 3	Kph	Elapsed
1	3:48.731	1:11.975	1:43.029	53.727	108.3	3:48.731
2	3:27.218	58.276	1:37.265	51.677	121.7	7:15.949
3	3:33.021	57.174	1:35.782	1:00.065	118.4	10:48.970
4	3:58.356 B	1:29.380	1:36.330	52.646	105.8	14:47.326
5	3:25.374	56.706	1:36.301	52.367	122.8	18:12.700
6	4:01.139	56.234	1:51.497	1:13.408	104.6	22:13.839
7	4:47.195	1:26.834	2:07.281	1:13.080	87.8	27:01.034
8	5:50.844 B	3:19.213	1:37.918	53.713	71.9	32:51.878
9	3:28.876	58.224	1:37.781	52.871	120.7	36:20.754
10	3:26.622	57.423	1:36.675	52.524	122.0	39:47.376
11	3:47.704	56.834	1:58.863	52.007	110.7	43:35.080
12	3:27.434	58.568	1:35.953	52.913	121.6	47:02.514
13	3:31.304	57.007	1:39.048	55.249	119.3	50:33.818
14	3:26.293	56.842	1:37.385	52.066	122.2	54:00.111
15	3:24.029	56.566	1:35.754	51.709	123.6	57:24.140
16	3:23.278	57.348	1:35.182	50.748	124.0	1:00:47.418
17	3:20.870	55.836	1:33.724	51.310	125.5	1:04:08.288

36 Benjamin MOUSSION — FRA
PORSCHE 964 RSR

Lap	Time	Sector 1	Sector 2	Sector 3	Kph	Elapsed
1	3:15.276	55.056	1:29.848	50.372	126.9	3:15.276
2	3:10.416	52.444	1:28.703	49.269	132.4	6:25.692
3	3:09.170	52.676	1:28.116	48.378	133.3	9:34.862
4	4:10.613	1:30.025	1:49.669	50.919	100.6	13:45.475
5	3:15.846	54.728	1:29.062	52.056	128.7	17:01.321
6	3:14.876	54.209	1:29.038	51.629	129.4	20:16.197
7	5:21.503	1:38.599	2:13.697	1:29.207	78.4	25:37.700
8	6:16.957 B	3:44.984	1:38.044	53.929	66.9	31:54.657
9	3:29.303	55.970	1:38.462	54.871	120.5	35:23.960
10	3:27.614	55.402	1:37.216	54.996	121.4	38:51.574
11	3:46.884	55.035	1:42.658	1:09.191	111.1	42:38.458
12	3:24.318	54.966	1:36.463	52.889	123.4	46:02.776
13	3:21.552	54.780	1:35.911	50.861	125.1	49:24.328
14	3:30.272	53.821	1:44.435	52.016	119.9	52:54.600
15	3:24.558	56.079	1:35.896	52.583	123.3	56:19.158
16	3:25.266	56.645	1:36.321	52.300	122.8	59:44.424
17	3:26.753	54.911	1:38.700	53.142	122.0	1:03:11.177

39 Marc GILLET — FRA
PORSCHE 911

Lap	Time	Sector 1	Sector 2	Sector 3	Kph	Elapsed
1	3:27.066	1:02.909	1:31.775	52.382	119.6	3:27.066
2	3:17.743	54.886	1:30.378	52.479	127.5	6:44.809
3	3:18.207	54.956	1:30.580	52.671	127.2	10:03.016
4	3:48.619	1:14.271	1:42.435	51.913	110.3	13:51.635
5	3:18.064	53.886	1:31.911	52.267	127.3	17:09.699
6	3:22.015	53.957	1:31.810	56.248	124.8	20:31.714
7	5:11.179	1:27.661	2:13.772	1:29.746	81.0	25:42.893
8	4:20.896	1:23.509	2:01.609	55.778	96.6	30:03.789
9	3:15.670	53.893	1:29.654	52.123	128.9	33:19.459
10	5:40.419 B	3:13.487	1:34.740	52.192	74.1	38:59.878
11	3:56.611	56.556	2:01.176	58.879	106.6	42:56.489
12	3:37.983	1:07.496	1:37.407	53.080	115.7	46:34.472
13	3:28.398	56.255	1:38.256	53.887	121.0	50:02.870
14	3:30.517	57.638	1:38.773	54.106	119.8	53:33.387
15	3:29.115	59.419	1:36.414	53.282	120.6	57:02.502
16	3:25.830	56.131	1:36.978	52.721	122.5	1:00:28.332
17	3:25.138	55.464	1:36.418	53.256	122.9	1:03:53.470

42 Olivier BOSIO — FRA
PORSCHE 964

Lap	Time	Sector 1	Sector 2	Sector 3	Kph	Elapsed
1	3:16.341	56.851	1:29.371	50.119	126.2	3:16.341
2	3:11.134	53.292	1:27.775	50.067	131.9	6:27.475
3	3:08.259	52.932	1:26.912	48.415	133.9	9:35.734
4	4:10.658	1:31.731	1:48.427	50.500	100.6	13:46.392
5	3:11.467	54.661	1:28.621	48.185	131.7	16:57.859
6	3:09.654	52.668	1:26.983	50.003	132.9	20:07.513
7	4:14.126	1:08.471	2:00.218	1:05.437	99.2	24:21.639
8	4:36.975	1:11.563	2:03.836	1:21.576	91.0	28:58.614
9	3:16.516	1:00.141	1:27.793	48.582	128.3	32:15.130
10	5:21.630 B	3:05.127	1:28.148	48.355	78.4	37:36.760
11	3:07.941	52.795	1:26.860	48.286	134.2	40:44.701
12	3:29.952	1:14.432	1:27.430	48.090	120.1	44:14.653
13	3:09.683	52.432	1:28.599	48.652	132.9	47:24.336
14	3:07.332	52.318	1:26.881	48.133	134.6	50:31.668
15	3:07.810	52.378	1:26.351	49.081	134.3	53:39.478
16	3:08.390	52.581	1:27.479	48.330	133.8	56:47.868
17	3:06.112	52.382	1:26.309	47.421	135.5	59:53.980
18	3:07.721	52.098	1:27.717	47.906	134.3	1:03:01.701

ROADBOOK MOTOR CLASSIC
www.spasixhours.com
contact@roadbook.net

SUPER SPA

Ferdinand Cup

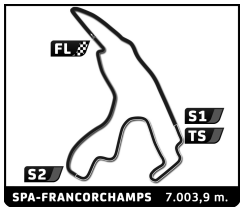

6-FERDINAND CUP
SUPER SPA
Race 2

Sector Analysis

__ Invalidated Lap Personal Best Session Best **B** Crossing the pit lane

44 Leonard LICOPS — BEL — PORSCHE 944 Turbo

Lap	Time	Sector 1	Sector 2	Sector 3	Kph	Elapsed
1	3:43.054	1:10.796	1:39.248	53.010	111.1	3:43.054
2	3:25.000	56.602	1:36.457	51.941	123.0	7:08.054
3	3:24.909	56.504	1:35.307	53.098	123.1	10:32.963
4	3:36.069	1:10.129	1:35.480	50.460	116.7	14:09.032
5	3:19.602	56.321	1:33.023	50.258	126.3	17:28.634
6	3:32.662	55.274	1:36.062	1:01.326	118.6	21:01.296
7	4:47.427	1:08.797	2:11.824	1:26.806	87.7	25:48.723
8	4:19.587	1:24.362	1:59.327	55.898	97.1	30:08.310
9	5:58.356 B	3:24.533	1:38.678	55.145	70.4	36:06.666
10	3:29.039	58.741	1:36.465	53.833	120.6	39:35.705
11	3:55.653	1:03.268	1:57.394	54.991	107.0	43:31.358
12	4:05.099 B	1:34.326	1:37.506	53.267	102.9	47:36.457
13	3:24.827	57.694	1:34.309	52.824	123.1	51:01.284
14	3:25.571	58.364	1:34.672	52.535	122.7	54:26.855
15	3:22.546	56.855	1:33.914	51.777	124.5	57:49.401
16	3:21.892	56.412	1:32.827	52.653	124.9	1:01:11.293
17	3:19.866	56.442	1:32.104	51.320	126.2	1:04:31.159

48 Michel MATHIEU — FRA — PORSCHE 964 C2

Lap	Time	Sector 1	Sector 2	Sector 3	Kph	Elapsed
1	4:14.170	1:22.878	1:49.518	1:01.774	97.5	4:14.170
2	3:54.564	1:03.403	1:49.296	1:01.865	107.5	8:08.734
3	4:10.037	1:04.637	1:59.468	1:05.932	100.8	12:18.771
4	3:56.563	1:04.100	1:47.755	1:04.708	106.6	16:15.334
5	3:47.457	1:01.606	1:45.217	1:00.634	110.9	20:02.791
6	4:18.291	1:12.077	2:00.512	1:05.702	97.6	24:21.082
7	4:36.918	1:11.454	2:03.894	1:21.570	91.1	28:58.000

50 Bernard KLEIBER — FRA — PORSCHE 993

Lap	Time	Sector 1	Sector 2	Sector 3	Kph	Elapsed
1	3:51.826	1:11.599	1:45.652	54.575	106.9	3:51.826
2	3:33.090	56.875	1:40.675	55.540	118.3	7:24.916
3	3:43.435	58.170	1:41.383	1:03.882	112.8	11:08.351
4	3:43.672	1:04.763	1:41.562	57.347	112.7	14:52.023
5	3:35.696	57.044	1:43.615	55.037	116.9	18:27.719
6	3:51.194	56.610	1:47.066	1:07.518	109.1	22:18.913
7	5:04.019 B	1:27.362	2:06.643	1:30.014	82.9	27:22.932
8	6:21.454	3:37.859	1:45.209	58.386	66.1	33:44.386
9	3:40.315	58.188	1:45.099	57.028	114.4	37:24.701
10	3:38.061	57.601	1:43.369	57.091	115.6	41:02.762
11	3:50.624	1:14.531	1:40.800	55.293	109.3	44:53.386
12	3:36.379	57.295	1:42.863	56.221	116.5	48:29.765
13	3:33.341	56.454	1:40.597	56.290	118.2	52:03.106
14	3:32.370	56.656	1:41.049	54.665	118.7	55:35.476
15	3:34.730	56.709	1:40.600	57.421	117.4	59:10.206
16	3:36.088	57.165	1:44.216	54.707	116.7	1:02:46.294

55 Didier CLESSE — FRA — PORSCHE 964 RS

Lap	Time	Sector 1	Sector 2	Sector 3	Kph	Elapsed
1	3:29.682	58.189	1:37.302	54.191	118.2	3:29.682
2	3:20.305	54.790	1:33.280	52.235	125.9	6:49.987
3	3:18.214	53.410	1:32.927	51.877	127.2	10:08.201
4	3:45.597	1:09.951	1:43.529	52.117	111.8	13:53.798
5	3:19.394	54.162	1:33.583	51.649	126.5	17:13.192
6	3:21.740	52.581	1:33.984	55.175	125.0	20:34.932
7	5:08.895	1:25.172	2:13.822	1:29.901	81.6	25:43.827
8	4:20.792	1:24.309	2:00.906	55.577	96.7	30:04.619
9	3:20.054	55.239	1:32.929	51.886	126.0	33:24.673
10	5:21.646 B	3:02.533	1:28.607	50.506	78.4	38:46.319
11	3:42.080	53.613	1:34.715	1:13.752	113.5	42:28.399
12	3:07.685	52.367	1:27.139	48.179	134.3	45:36.084
13	3:05.678	51.934	1:26.166	47.578	135.8	48:41.762
14	3:07.988	52.741	1:27.393	47.854	134.1	51:49.750
15	3:05.825	51.187	1:27.045	47.593	135.7	54:55.575
16	3:07.008	51.686	1:26.844	48.478	134.8	58:02.583
17	3:06.619	51.680	1:26.773	48.166	135.1	1:01:09.202
18	3:07.449	51.425	1:27.139	48.885	134.5	1:04:16.651

56 Cyrille PREVEL — FRA — PORSCHE 911 3.0 I RS

Lap	Time	Sector 1	Sector 2	Sector 3	Kph	Elapsed
1	3:25.334	1:02.239	1:31.837	51.258	120.7	3:25.334
2	3:17.073	54.762	1:31.757	50.554	127.9	6:42.407
3	3:13.534	54.498	1:30.242	48.794	130.3	9:55.941
4	3:51.990	1:13.426	1:48.646	49.918	108.7	13:47.931
5	3:12.473	53.598	1:29.303	49.572	131.0	17:00.404
6	3:10.705	53.443	1:28.017	49.245	132.2	20:11.109
7	4:11.142	1:05.318	2:00.245	1:05.579	100.4	24:22.251
8	4:36.822	1:11.561	2:03.784	1:21.477	91.1	28:59.073
9	5:34.742 B	3:13.298	1:30.576	50.868	75.3	34:33.815
10	3:13.108	53.830	1:30.178	49.100	130.6	37:46.923
11	3:18.081	53.045	1:28.036	57.000	127.3	41:05.004
12	3:56.088 B	1:36.927	1:30.101	49.060	106.8	45:01.092
13	3:13.729	52.756	1:30.063	50.910	130.2	48:14.821
14	3:13.460	53.457	1:30.596	49.407	130.3	51:28.281
15	3:15.249	54.909	1:31.189	49.151	129.1	54:43.530
16	3:14.119	52.776	1:32.137	49.206	129.9	57:57.649
17	3:12.605	53.393	1:28.656	50.556	130.9	1:01:10.254
18	3:11.242	53.049	1:28.307	49.886	131.8	1:04:21.496

59 Bastien MATHIEU — FRA — PORSCHE 996 Cup

Lap	Time	Sector 1	Sector 2	Sector 3	Kph	Elapsed
1	3:04.078	50.992	1:25.741	47.345	134.6	3:04.078
2	3:02.313	50.166	1:25.307	46.840	138.3	6:06.391
3	3:00.935	49.874	1:24.456	46.605	139.4	9:07.326
4	3:48.459	49.589	2:08.736	50.134	110.4	12:55.785
5	3:00.574	49.540	1:24.524	46.510	139.6	15:56.359
6	2:59.804	49.008	1:24.570	46.226	140.2	18:56.163
7	4:20.078	49.552	2:02.945	1:27.581	96.9	23:16.241
8	5:24.619	1:43.625	2:14.423	1:26.571	77.7	28:40.860
9	3:18.405	1:07.317	1:24.445	46.643	127.1	31:59.265
10	5:25.948 B	3:09.728	1:28.193	48.027	77.4	37:25.213
11	3:03.071	49.849	1:25.859	47.363	137.7	40:28.284
12	3:39.786	1:21.235	1:31.594	46.957	114.7	44:08.070
13	3:04.129	50.230	1:27.271	46.628	136.9	47:12.199
14	3:02.387	49.286	1:26.987	46.114	138.2	50:14.586
15	3:03.668	48.849	1:28.109	46.710	137.3	53:18.254
16	3:00.711	49.169	1:25.456	46.086	139.5	56:18.965
17	3:01.130	48.568	1:25.468	47.094	139.2	59:20.095
18	3:03.687	48.405	1:28.723	46.559	137.3	1:02:23.782

ROADBOOK MOTOR CLASSIC
www.spasixhours.com
contact@roadbook.net

SUPER SPA

Ferdinand Cup

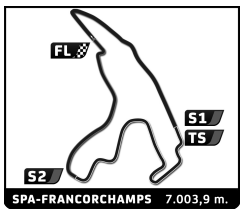

6-FERDINAND CUP
SUPER SPA
Race 2

Sector Analysis

__ Invalidated Lap Personal Best Session Best **B** Crossing the pit lane

68 Stéphane SALERNO — FRA — PORSCHE 968

Lap	Time	Sector 1	Sector 2	Sector 3	Kph	Elapsed
1	3:38.770	1:06.231	1:38.181	54.358	113.2	3:38.770
2	3:26.741	57.213	1:35.476	54.052	122.0	7:05.511
3	3:21.862	56.204	1:32.602	53.056	124.9	10:27.373
4	3:33.826	1:07.822	1:34.363	51.641	117.9	14:01.199
5	3:21.405	56.083	1:33.957	51.365	125.2	17:22.604
6	3:27.489	55.703	1:33.462	58.324	121.5	20:50.093
7	4:55.547	1:13.759	2:11.704	1:30.084	85.3	25:45.640
8	4:22.000	1:25.036	1:59.870	57.094	96.2	30:07.640
9	3:22.184	55.408	1:34.441	52.335	124.7	33:29.824
10	5:29.925 B	3:04.200	1:33.966	51.759	76.4	38:59.749
11	3:39.789	55.155	1:39.319	1:05.315	114.7	42:39.538
12	3:20.082	56.178	1:33.553	50.351	126.0	45:59.620
13	3:17.083	54.914	1:31.956	50.213	127.9	49:16.703
14	3:18.521	54.833	1:32.723	50.965	127.0	52:35.224
15	3:16.966	55.464	1:31.579	49.923	128.0	55:52.190
16	3:17.082	53.998	1:31.627	51.457	127.9	59:09.272
17	3:19.859	57.049	1:32.103	50.707	126.2	1:02:29.131

69 Laurent LIBFELD — FRA — PORSCHE 944 Turbo

Lap	Time	Sector 1	Sector 2	Sector 3	Kph	Elapsed
1	4:12.093	1:20.152	1:50.746	1:01.195	98.3	4:12.093
2	3:46.775	1:02.005	1:46.950	57.820	111.2	7:58.868
3	3:47.782	59.579	1:49.248	58.955	110.7	11:46.650
4	3:42.405	59.999	1:45.433	56.973	113.4	15:29.055
5	3:43.815	59.871	1:45.807	58.137	112.7	19:12.870
6	4:14.704	59.791	1:50.208	1:24.705	99.0	23:27.574
7	5:23.365	1:40.862	2:18.663	1:23.840	78.0	28:50.939
8	3:55.037	1:10.660	1:45.895	58.482	107.3	32:45.976
9	6:07.532 B	3:18.207	1:47.830	1:01.495	68.6	38:53.508
10	4:09.903	1:03.749	2:06.780	59.374	100.9	43:03.411
11	3:52.171	1:05.750	1:46.603	59.818	108.6	46:55.582
12	3:49.662	1:02.449	1:48.873	58.340	109.8	50:45.244
13	3:46.022	1:01.506	1:45.826	58.690	111.6	54:31.266
14	3:47.849	1:02.498	1:46.437	58.914	110.7	58:19.115
15	3:47.528	1:02.793	1:45.772	58.963	110.8	1:02:06.643
16	4:35.620	1:20.854	2:01.916	1:12.850	91.5	1:06:42.263

75 Samuel SERRES — FRA — PORSCHE 911 SC

Lap	Time	Sector 1	Sector 2	Sector 3	Kph	Elapsed
1	3:32.460	1:04.000	1:35.350	53.110	116.6	3:32.460
2	3:21.550	55.828	1:34.071	51.651	125.1	6:54.010
3	3:23.883	54.280	1:34.093	55.510	123.7	10:17.893
4	3:39.355	1:07.572	1:38.940	52.843	114.9	13:57.248
5	3:21.971	57.044	1:32.996	51.931	124.8	17:19.219
6	3:29.390	55.279	1:35.321	58.790	120.4	20:48.609
7	4:56.149	1:14.236	2:12.119	1:29.794	85.1	25:44.758
8	4:21.411	1:24.445	2:00.653	56.313	96.5	30:06.169
9	5:26.845 B	2:59.707	1:34.902	52.236	77.1	35:33.014
10	3:21.296	55.350	1:34.426	51.520	125.3	38:54.310
11	3:41.519	54.541	1:41.864	1:05.114	113.8	42:35.829
12	3:20.350	55.356	1:33.552	51.442	125.9	45:56.179
13	3:16.811	53.680	1:32.876	50.255	128.1	49:12.990
14	3:16.691	53.937	1:32.481	50.273	128.2	52:29.681
15	3:20.286	55.201	1:33.266	51.819	125.9	55:49.967
16	3:19.158	54.498	1:32.869	51.791	126.6	59:09.125
17	3:19.482	53.907	1:34.633	50.942	126.4	1:02:28.607

76 Michel CARVALHEIRO — FRA — PORSCHE 968 CS

Lap	Time	Sector 1	Sector 2	Sector 3	Kph	Elapsed
1	3:22.467	58.430	1:32.569	51.468	122.4	3:22.467
2	3:19.051	55.478	1:32.563	51.010	126.7	6:41.518
3	3:18.439	54.775	1:32.532	51.132	127.1	9:59.957
4	3:49.962	1:13.297	1:44.326	52.339	109.6	13:49.919
5	3:16.690	54.721	1:31.400	50.569	128.2	17:06.609

79 Damien GAULT — FRA — PORSCHE 996 Cup

Lap	Time	Sector 1	Sector 2	Sector 3	Kph	Elapsed
1	3:07.866	53.360	1:26.934	47.572	131.9	3:07.866
2	3:03.428	50.682	1:26.102	46.644	137.5	6:11.294
3	3:02.885	49.740	1:26.674	46.471	137.9	9:14.179
4	3:42.099	51.336	2:00.528	50.235	113.5	12:56.278
5	3:00.966	49.859	1:24.697	46.410	139.3	15:57.244
6	3:01.046	49.796	1:24.452	46.798	139.3	18:58.290
7	4:18.376	50.046	2:00.918	1:27.412	97.6	23:16.666
8	5:24.618	1:43.521	2:14.623	1:26.474	77.7	28:41.284
9	3:17.450	1:06.015	1:24.977	46.458	127.7	31:58.734
10	3:02.250	50.581	1:25.314	46.355	138.3	35:00.984
11	3:02.736	49.955	1:25.510	47.271	138.0	38:03.720
12	5:21.847 B	3:02.391	1:32.845	46.611	78.3	43:25.567
13	3:04.304	50.566	1:25.424	48.314	136.8	46:29.871
14	3:49.876 B	1:38.973	1:24.721	46.182	109.7	50:19.747
15	3:01.736	49.623	1:25.777	46.336	138.7	53:21.483
16	2:58.760	49.237	1:23.815	45.708	141.1	56:20.243
17	2:59.900	49.349	1:24.063	46.488	140.2	59:20.143
18	3:02.535	49.567	1:26.792	46.176	138.1	1:02:22.678

84 Sébastien MATHIEU — FRA — PORSCHE 996 Cup

Lap	Time	Sector 1	Sector 2	Sector 3	Kph	Elapsed
1	3:12.907	55.934	1:29.317	47.656	128.4	3:12.907
2	3:04.893	51.410	1:26.847	46.636	136.4	6:17.800
3	3:04.942	51.256	1:26.578	47.108	136.3	9:22.742
4	3:36.930	57.477	1:47.202	52.251	116.2	12:59.672
5	3:05.548	50.561	1:27.747	47.240	135.9	16:05.220
6	3:09.381	51.435	1:29.785	48.161	133.1	19:14.601
7	4:08.513	54.861	1:46.844	1:26.808	101.5	23:23.114
8	5:23.270	1:42.592	2:14.939	1:25.739	78.0	28:46.384
9	5:42.627 B	3:23.245	1:30.712	48.670	73.6	34:29.011
10	3:09.101	52.117	1:29.222	47.762	133.3	37:38.112
11	3:08.733	52.053	1:29.233	47.447	133.6	40:46.845
12	3:29.619	1:13.110	1:29.107	47.402	120.3	44:16.464
13	3:05.605	50.213	1:28.260	47.132	135.8	47:22.069
14	3:06.253	50.432	1:28.543	47.278	135.4	50:28.322
15	3:06.631	51.118	1:27.828	47.685	135.1	53:34.953
16	3:09.562	51.667	1:28.916	48.979	133.0	56:44.515
17	3:07.354	53.026	1:27.686	46.642	134.6	59:51.869
18	3:05.912	50.675	1:28.120	47.117	135.6	1:02:57.781

88 Pascal DIDIER — MCO — PORSCHE 911 SC

Lap	Time	Sector 1	Sector 2	Sector 3	Kph	Elapsed
1	3:59.887	1:16.014	1:46.370	57.503	103.3	3:59.887
2	3:41.248	1:00.901	1:43.236	57.111	114.0	7:41.135

ROADBOOK MOTOR CLASSIC
www.spasixhours.com
contact@roadbook.net

SUPER SPA

Ferdinand Cup

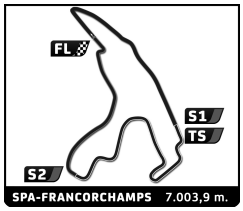

6-FERDINAND CUP
SUPER SPA
Race 2

Sector Analysis

__ Invalidated Lap Personal Best Session Best **B** Crossing the pit lane

Lap	Time	Sector 1	Sector 2	Sector 3	Kph	Elapsed
3	3:50.411	59.269	1:43.833	1:07.309	109.4	11:31.546
4	3:44.628	1:06.861	1:40.969	56.798	112.2	15:16.174
5	3:35.500	58.506	1:41.192	55.802	117.0	18:51.674
6	4:26.164	59.767	1:59.876	1:26.521	94.7	23:17.838
7	5:25.172	1:43.768	2:14.355	1:27.049	77.5	28:43.010
8	3:55.353	1:14.344	1:42.091	58.918	107.1	32:38.363
9	5:59.152 B	3:20.508	1:40.702	57.942	70.2	38:37.515
10	3:57.923	58.518	1:45.028	1:14.377	106.0	42:35.438
11	3:40.828	1:01.609	1:42.395	56.824	114.2	46:16.266
12	3:31.020	57.489	1:38.321	55.210	119.5	49:47.286
13	3:30.683	56.572	1:38.733	55.378	119.7	53:17.969
14	3:33.940	58.933	1:38.682	56.325	117.9	56:51.909
15	3:31.603	57.674	1:38.370	55.559	119.2	1:00:23.512
16	3:27.683	56.837	1:37.262	53.584	121.4	1:03:51.195

89 Stéphane DUVERNE — FRA
PORSCHE 911 3.0 RS

Lap	Time	Sector 1	Sector 2	Sector 3	Kph	Elapsed
1	3:58.573	1:13.300	1:47.485	57.788	103.8	3:58.573
2	3:50.027	1:01.062	1:50.377	58.588	109.6	7:48.600
3	3:48.650	1:01.344	1:44.981	1:02.325	110.3	11:37.250
4	3:53.636	1:04.444	1:51.698	57.494	107.9	15:30.886
5	3:43.795	1:00.264	1:44.348	59.183	112.7	19:14.681
6	4:13.563	1:01.017	1:49.133	1:23.413	99.4	23:28.244
7	5:23.239	1:40.733	2:18.873	1:23.633	78.0	28:51.483
8	6:09.244 B	3:22.378	1:47.837	59.029	68.3	35:00.727
9	3:42.408	1:01.654	1:43.146	57.608	113.4	38:43.135
10	3:59.271	58.664	1:51.299	1:09.308	105.4	42:42.406
11	3:37.050	58.728	1:42.306	56.016	116.2	46:19.456
12	3:41.800	56.995	1:48.513	56.292	113.7	50:01.256
13	3:40.215	58.207	1:43.689	58.319	114.5	53:41.471
14	3:39.932	1:00.403	1:43.491	56.038	114.6	57:21.403
15	3:39.248	57.832	1:43.446	57.970	115.0	1:01:00.651
16	3:43.787	1:00.278	1:44.005	59.504	112.7	1:04:44.438

90 Philippe LOUSTAU — FRA
PORSCHE 964

Lap	Time	Sector 1	Sector 2	Sector 3	Kph	Elapsed
1	4:21.998	1:26.540	1:53.234	1:02.224	94.6	4:21.998
2	3:57.312	1:06.540	1:49.404	1:01.368	106.2	8:19.310
3	4:16.316	1:06.195	2:01.795	1:08.326	98.4	12:35.626
4	3:55.369	1:04.773	1:50.832	59.764	107.1	16:30.995
5	3:55.735	1:02.100	1:47.698	1:05.937	107.0	20:26.730
6	5:14.496	1:30.157	2:14.454	1:29.885	80.2	25:41.226
7	4:33.078	1:23.141	2:02.211	1:07.726	92.3	30:14.304
8	3:56.897	1:05.399	1:49.518	1:01.980	106.4	34:11.201
9	3:57.874	1:06.190	1:50.268	1:01.416	106.0	38:09.075
10	4:22.270	1:05.662	1:55.112	1:21.496	96.1	42:31.345
11	5:42.105 B	2:59.884	1:44.715	57.506	73.7	48:13.450
12	3:37.747	1:02.199	1:40.509	55.039	115.8	51:51.197
13	3:33.016	58.790	1:39.700	54.526	118.4	55:24.213
14	3:29.897	57.920	1:37.694	54.283	120.1	58:54.110
15	3:29.394	57.606	1:38.082	53.706	120.4	1:02:23.504

99 Franck HARDONNIERE — FRA
PORSCHE 993

Lap	Time	Sector 1	Sector 2	Sector 3	Kph	Elapsed
1	3:37.910	1:06.477	1:37.170	54.263	113.7	3:37.910
2	3:26.955	57.341	1:35.393	54.221	121.8	7:04.865
3	3:26.381	56.842	1:33.789	55.750	122.2	10:31.246
4	3:36.683	1:10.431	1:34.382	51.870	116.4	14:07.929
5	3:19.559	56.024	1:32.393	51.142	126.3	17:27.488
6	3:30.770	54.042	1:36.416	1:00.312	119.6	20:58.258
7	4:48.492	1:09.972	2:08.815	1:29.705	87.4	25:46.750
8	4:20.237	1:25.019	1:59.598	55.620	96.9	30:06.987
9	5:29.925 B	3:05.299	1:32.945	51.681	76.4	35:36.912
10	3:20.138	55.089	1:33.543	51.506	126.0	38:57.050
11	3:43.740	54.569	1:42.169	1:07.002	112.7	42:40.790
12	3:24.603	55.089	1:37.679	51.835	123.2	46:05.393
13	3:19.825	53.993	1:34.482	51.350	126.2	49:25.218
14	3:19.089	53.790	1:33.534	51.765	126.6	52:44.307
15	3:16.671	54.033	1:31.591	51.047	128.2	56:00.978
16	3:18.775	54.011	1:33.244	51.520	126.8	59:19.753
17	3:17.988	54.185	1:32.092	51.711	127.4	1:02:37.741

924 Jérôme SALVA — FRA
PORSCHE 924 S

Lap	Time	Sector 1	Sector 2	Sector 3	Kph	Elapsed
1	4:01.005	1:16.487	1:46.545	57.973	102.8	4:01.005
2	3:40.732	1:00.899	1:43.301	56.532	114.2	7:41.737
3	3:50.678	1:00.532	1:42.726	1:07.420	109.3	11:32.415
4	3:45.274	1:07.770	1:41.113	56.391	111.9	15:17.689
5	3:36.655	1:01.274	1:39.370	56.011	116.4	18:54.344
6	4:25.992	1:02.229	1:56.561	1:27.202	94.8	23:20.336
7	5:24.174	1:43.159	2:14.082	1:26.933	77.8	28:44.510
8	5:48.689 B	3:12.109	1:39.587	56.993	72.3	34:33.199
9	3:36.523	1:01.436	1:39.562	55.525	116.5	38:09.722
10	4:17.155	1:02.525	1:45.009	1:29.621	98.1	42:26.877
11	3:56.776 B	1:23.909	1:37.650	55.217	106.5	46:23.653
12	3:33.036	59.469	1:37.948	55.619	118.4	49:56.689
13	3:34.948	1:00.265	1:38.476	56.207	117.3	53:31.637
14	3:34.395	1:00.878	1:38.891	54.626	117.6	57:06.032
15	3:33.031	59.850	1:38.001	55.180	118.4	1:00:39.063
16	3:32.548	1:00.351	1:36.966	55.231	118.6	1:04:11.611

951 Alain ABADIE — FRA
PORSCHE 944 Turbo

Lap	Time	Sector 1	Sector 2	Sector 3	Kph	Elapsed
1	3:56.338	1:04.394	1:54.342	57.602	104.8	3:56.338
2	3:32.803	1:00.077	1:38.548	54.178	118.5	7:29.141
3	3:44.257	58.045	1:39.165	1:07.047	112.4	11:13.398
4	3:40.762	1:10.326	1:36.717	53.719	114.2	14:54.160
5	3:27.064	56.236	1:37.970	52.858	121.8	18:21.224
6	3:55.165	55.618	1:49.056	1:10.491	107.2	22:16.389
7	5:00.969 B	1:26.850	2:07.394	1:26.725	83.8	27:17.358
8	6:03.117	3:37.248	1:35.056	50.813	69.4	33:20.475
9	3:28.171	54.854	1:36.335	56.982	121.1	36:48.646
10	4:46.865 B	2:11.493	1:35.854	59.518	87.9	41:35.511
11	3:24.245	1:00.594	1:34.219	49.432	123.5	44:59.756
12	3:18.375	55.092	1:33.857	49.426	127.1	48:18.131
13	3:18.960	55.028	1:34.938	48.994	126.7	51:37.091
14	3:17.106	55.255	1:31.842	50.009	127.9	54:54.197
15	3:16.246	56.239	1:31.141	48.866	128.5	58:10.443
16	3:15.524	54.901	1:32.222	48.401	129.0	1:01:25.967
17	3:14.039	54.573	1:31.204	48.262	129.9	1:04:40.006

ROADBOOK MOTOR CLASSIC
www.spasixhours.com
contact@roadbook.net

Ferdinand Cup

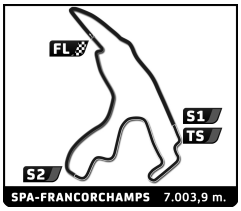

SUPER SPA
6-FERDINAND CUP
Race 2
Weather Report

Air Temperature

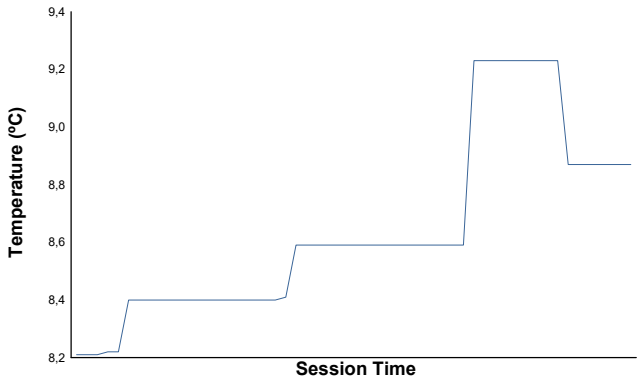

Track Temperature

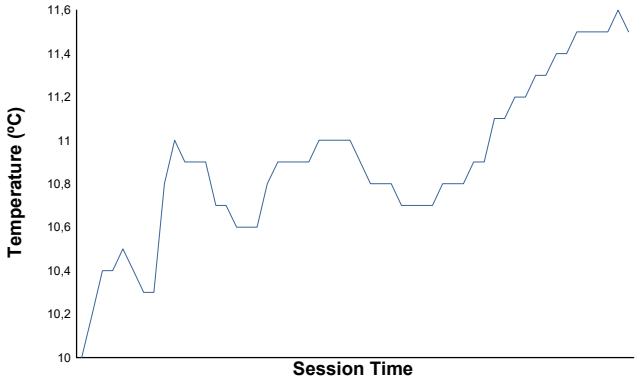

Humidity

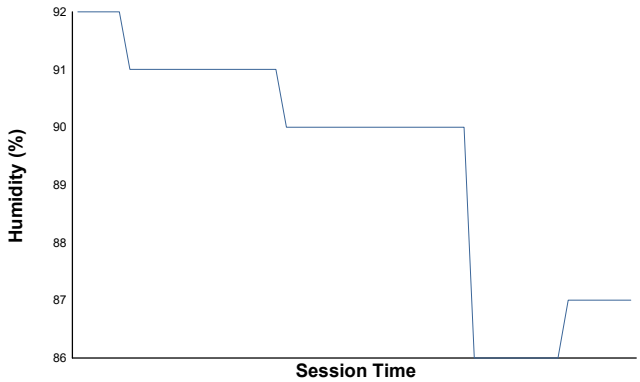

Pressure

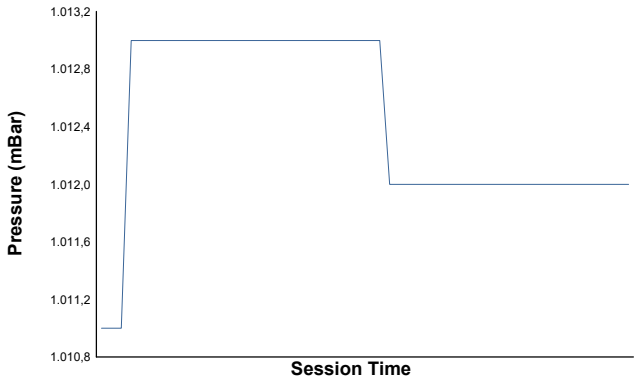

Wind Speed

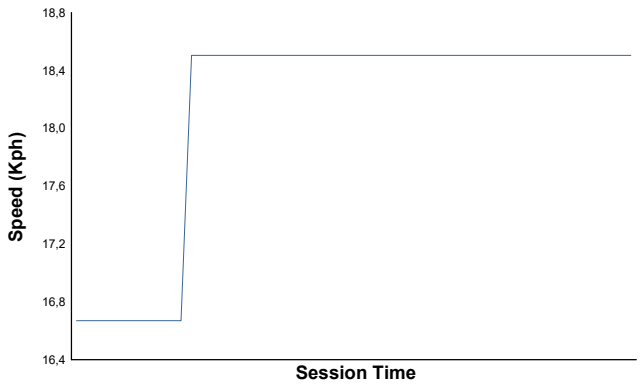

Wind Direction

North=0º/360º East=90º South=180º West=270º

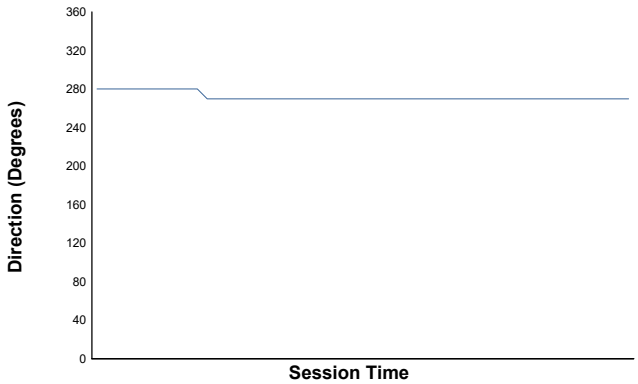

Track Status: **WET**

ROADBOOK MOTOR CLASSIC
www.spasixhours.com
contact@roadbook.net